



US00D323394S

United States Patent [19]

[11] Patent Number: **Des. 323,394**

Casto et al.

[45] Date of Patent: **** Jan. 21, 1992**

- [54] **STETHOSCOPE CHESTPIECE**
- [75] Inventors: **Jane W. Casto, Somerset, Wis.;**
Curtis A. Hostager, St. Paul, Minn.
- [73] Assignee: **Minnesota Mining and**
Manufacturing Company, St. Paul,
Minn.
- [**] Term: **14 Years**
- [21] Appl. No.: **387,095**
- [22] Filed: **Jul. 28, 1989**
- [52] U.S. Cl. **D24/134**
- [58] Field of Search **D24/134; 381/67;**
181/131

- D. 277,890 3/1985 Loughridge et al. D24/20
- 3,108,652 10/1963 Littmann 181/24
- 3,288,246 11/1966 Allen D24/134 X
- 3,303,903 2/1967 Speelman 181/24
- 3,339,667 9/1967 Speelman 181/24
- 3,470,975 10/1969 Haiken 181/24
- 3,472,335 10/1969 Allen 181/24
- 3,570,625 3/1971 Allen 181/24

Primary Examiner—Stella Reid
Attorney, Agent, or Firm—Gary L. Griswold; Walter N. Kirn; John H. Hornickel


[57] CLAIM

The ornamental design for a stethoscope chestpiece, as shown.

DESCRIPTION

FIG. 1 is a perspective view of a stethoscope chestpiece showing our new design;
 FIG. 2 is a top plan view thereof;
 FIG. 3 is a left side elevational view thereof, the right side elevational view being a mirror image;
 FIG. 4 is a front elevational view thereof; and
 FIG. 5 is a rear elevational view thereof.

- [56] **References Cited**
- U.S. PATENT DOCUMENTS**
- D. 185,178 5/1959 Spears D24/134
- D. 205,171 6/1966 Littmann D83/12
- D. 213,257 1/1969 Littmann D83/12
- D. 214,002 4/1969 Machlup et al. D83/12
- D. 256,951 9/1980 Allen D24/20






FIG. 1

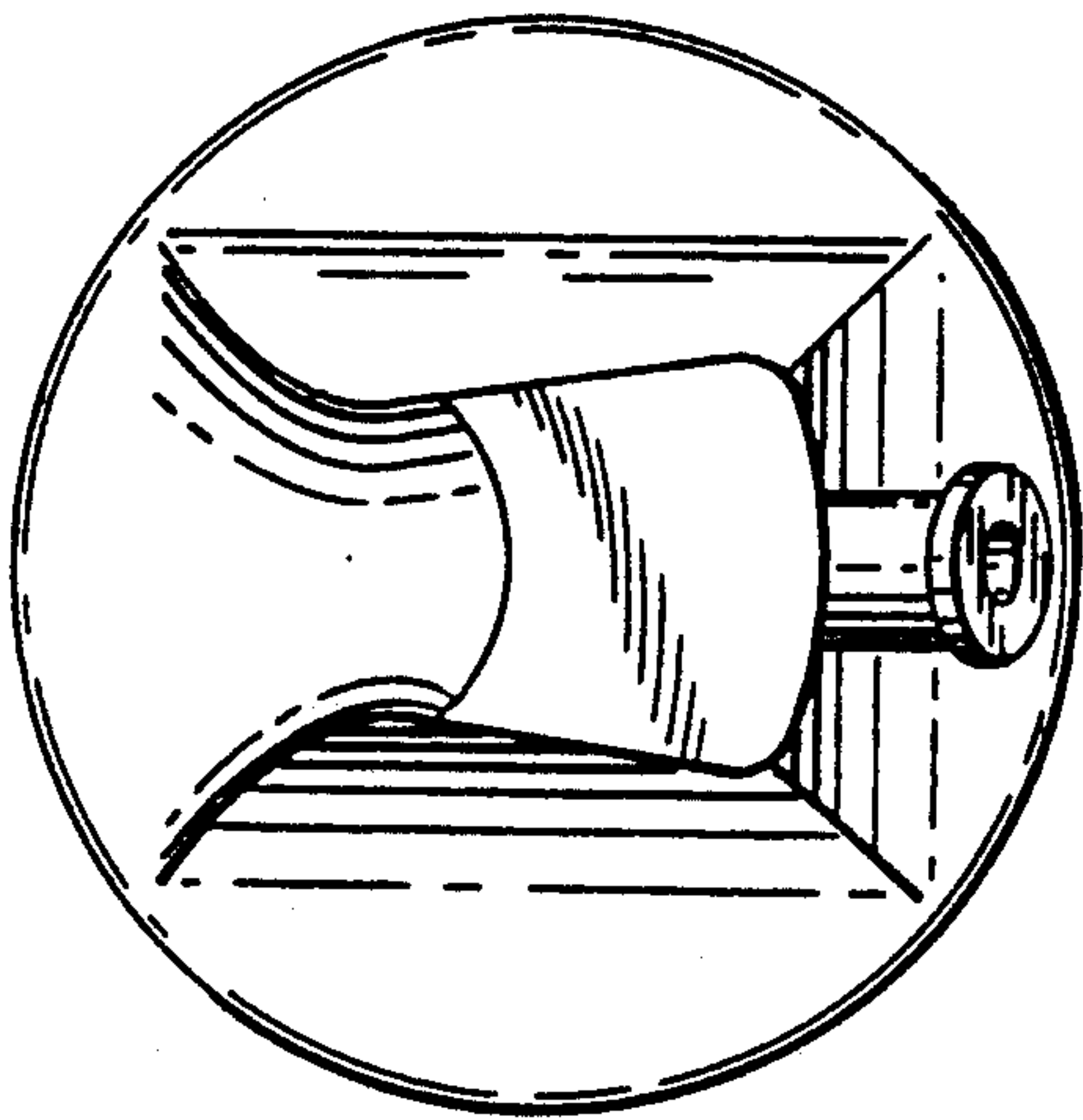


FIG. 2

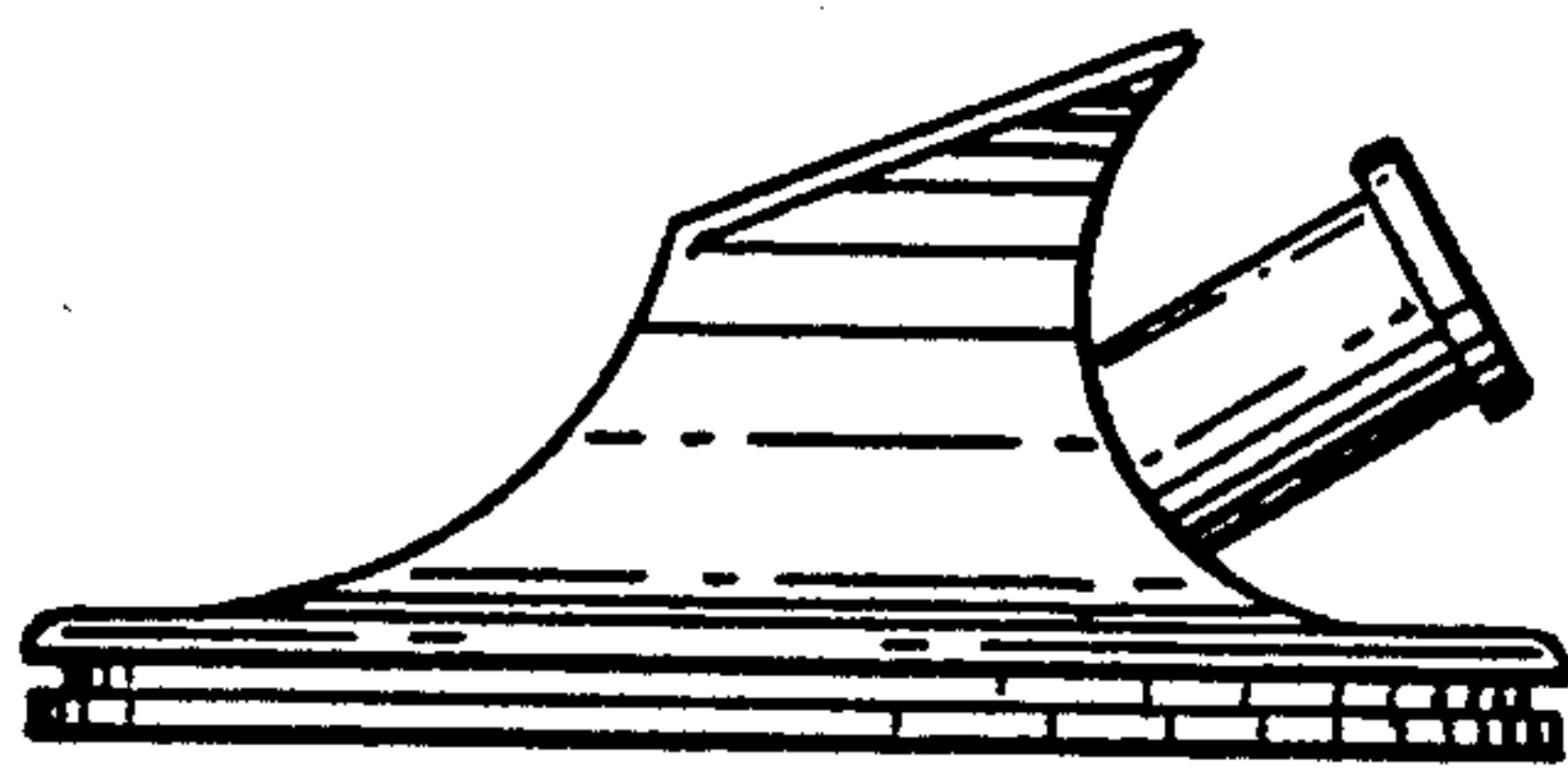


FIG. 3




FIG. 4

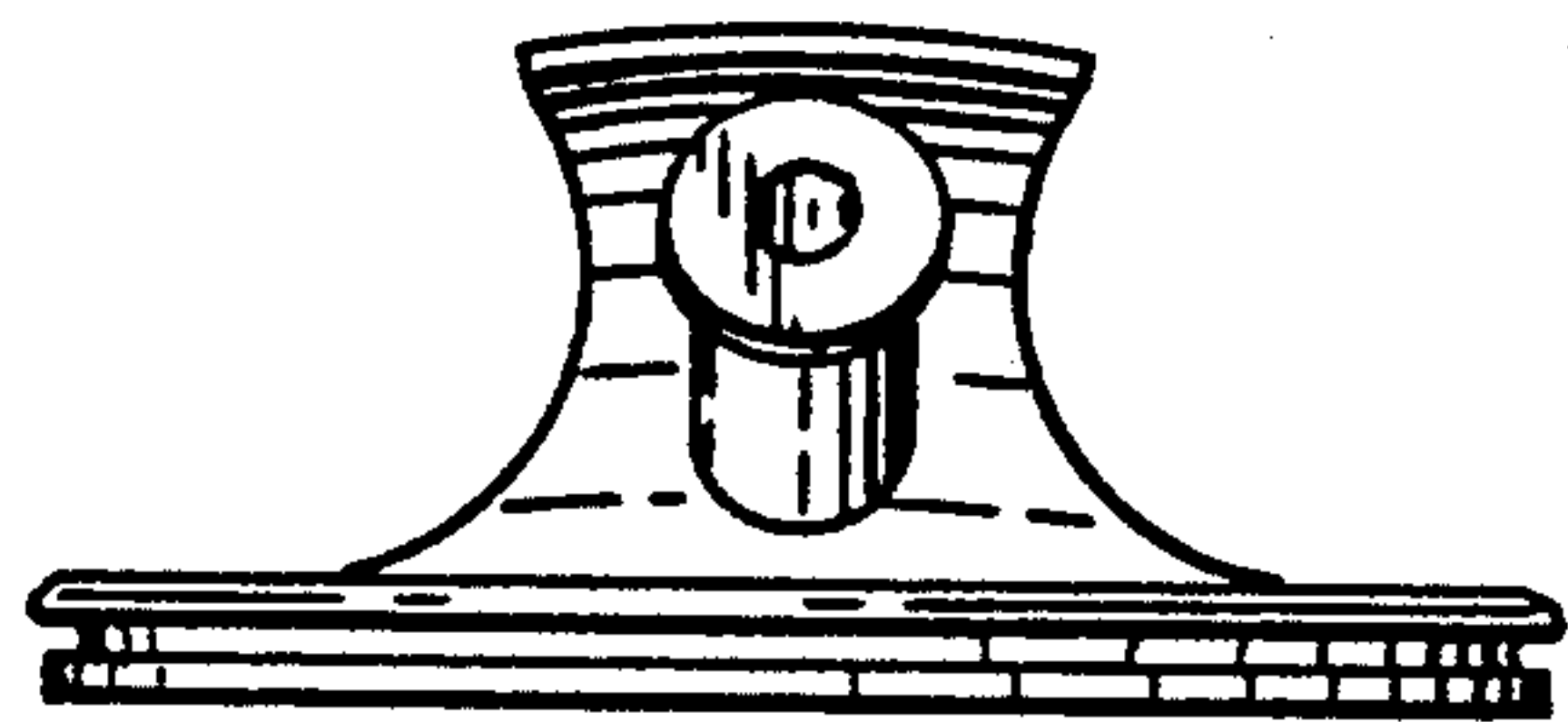


FIG. 5

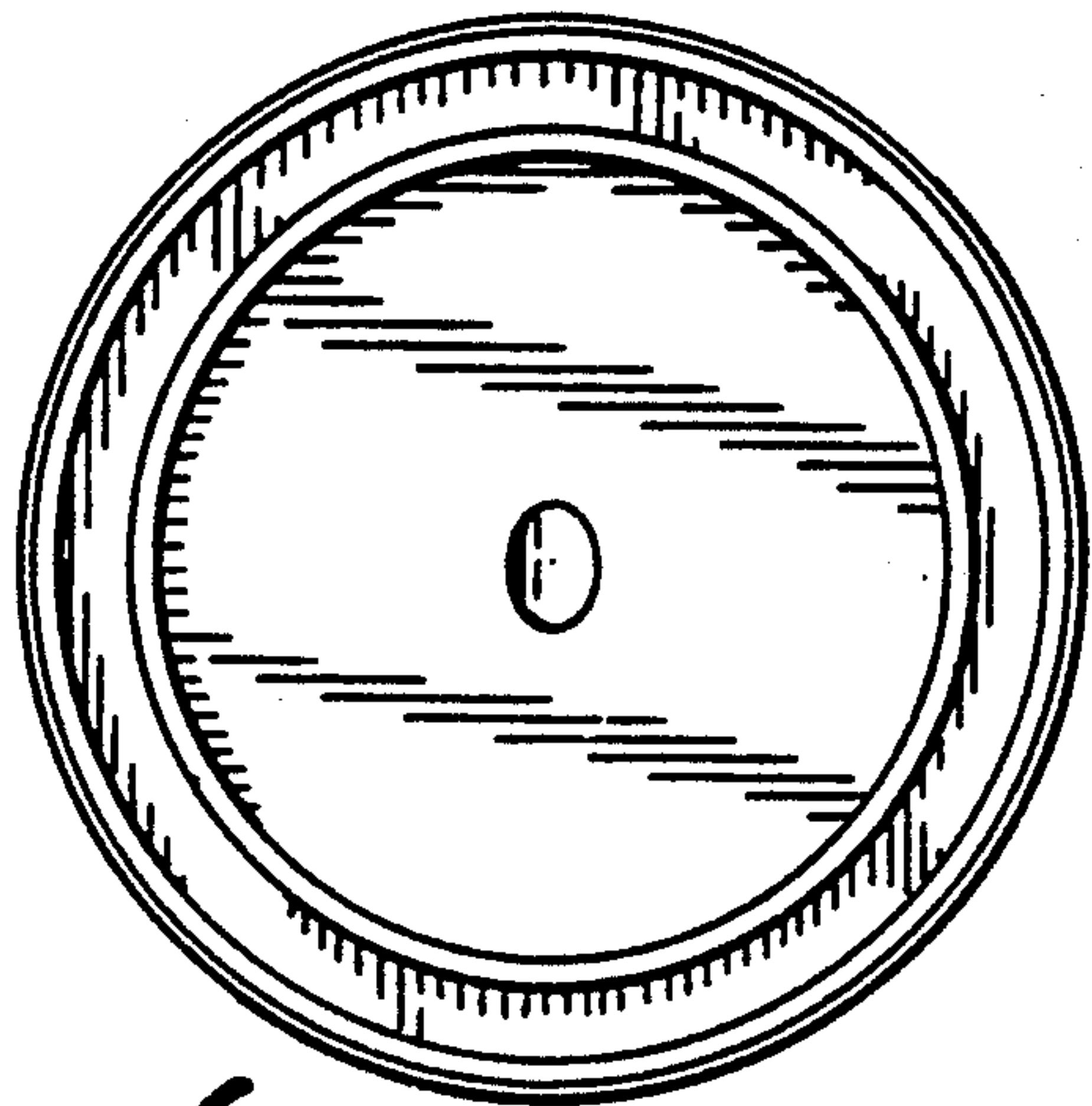


FIG. 6

UNITED STATES PATENT AND TRADEMARK OFFICE
CERTIFICATE OF CORRECTION

PATENT NO. : Des. 323,394
DATED : January 21, 1992
INVENTOR(S) : CASTO et al.

It is certified that error appears in the above-identified patent and that said Letters Patent is hereby corrected as shown below:

On the Title page,

Column 2, under DESCRIPTION

replace "FIG. 4 is a front elevational view thereof; and
FIG. 5 is a rear elevational view thereof."

with --FIG. 4 is a front elevational view thereof;
FIG. 5 is a rear elevational view thereof; and
FIG. 6 is a bottom plan view thereof.--

Signed and Sealed this
Seventeenth Day of August, 1993

Attest:



BRUCE LEHMAN

Attesting Officer

Commissioner of Patents and Trademarks