



US00D323381S

United States Patent [19]

[11] Patent Number: **Des. 323,381**

McKeone et al.

[45] Date of Patent: **** Jan. 21, 1992**

[54] WATER CLOSET TANK

[75] Inventors: **William C. McKeone; Mark A. Zmuda**, both of Sheboygan, Wis.

[73] Assignee: **Kohler Co.**, Kohler, Wis.

[**] Term: **14 Years**

[21] Appl. No.: **466,574**

[22] Filed: **Jan. 17, 1990**

[52] U.S. Cl. **D23/313**

[58] Field of Search **D23/295-302, D23/309-313; 4/300, 329-332, 353, 354, 363-365, 420, 420.1-420.5, 443-448**

[56] References Cited

U.S. PATENT DOCUMENTS

D. 35,898	5/1902	Schossow	D23/313
D. 35,899	5/1902	Schossow	D23/313
D. 75,193	5/1928	Smith	D23/313
D. 75,703	7/1928	Tilden	D23/313
D. 80,721	3/1930	Crane, II	D23/301
D. 83,770	3/1931	Tilden	D23/301
D. 95,210	4/1935	Morgan	D23/301
D. 101,534	10/1936	Karstadt	D23/301
D. 101,536	10/1936	Karstadt	D23/301

OTHER PUBLICATIONS

1930 Speakman ad for several toilet tanks (FIGS. 951-53).

1914 Kohler Co. ad for the "Armeda" and Elmo toilets. P. 8-2a of the Kohler Co. "K-400" catalog dated Apr. 1988.

Primary Examiner—James R. Largen
Attorney, Agent, or Firm—Quarles & Brady

[57] CLAIM

The ornamental design for a water closet tank, as shown and described.

DESCRIPTION

FIG. 1 is a perspective view taken from the top, front and left side of a water closet tank showing our new design;

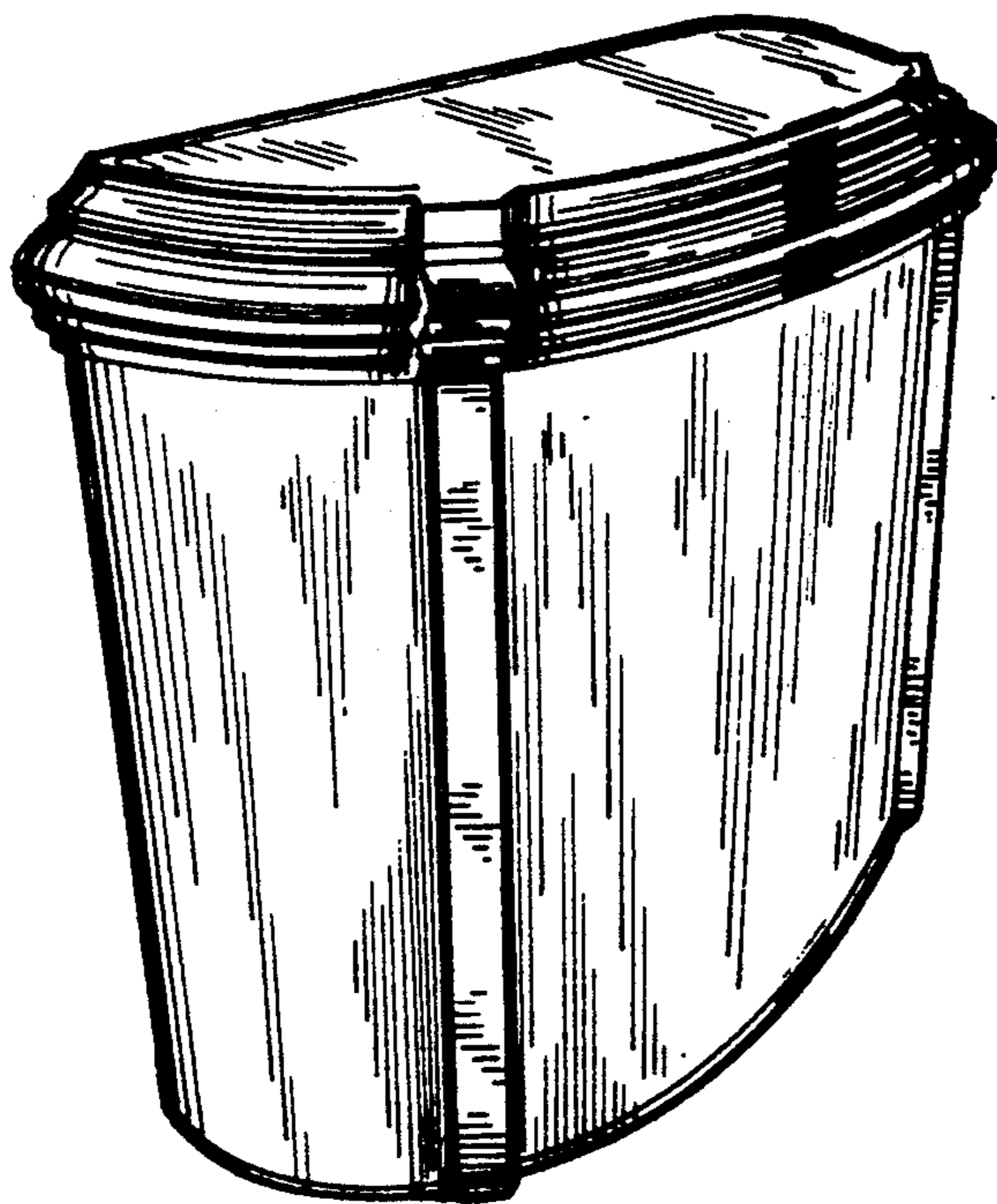
FIG. 2 is a top plan view thereof;

FIG. 3 is a left side elevational view thereof; the right side being a mirror image of the left side;

FIG. 4 is a front elevational view thereof; and

FIG. 5 is a bottom plan view thereof.

The fragmentary broken line representations of fitting holes in FIG. 5 are for the purpose of illustration only and forms no part of the claimed design.



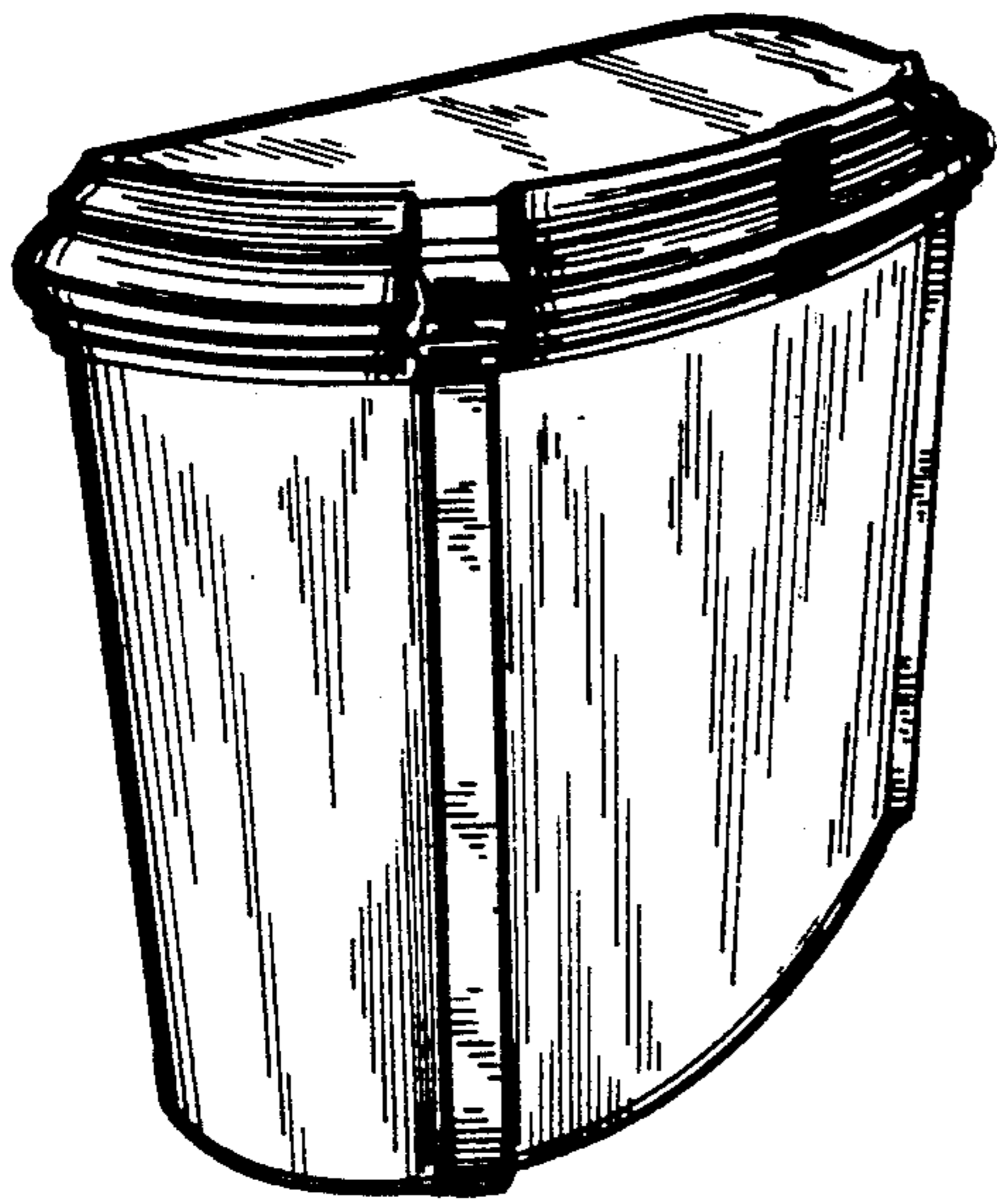


FIG. 1

FIG. 2




FIG. 3

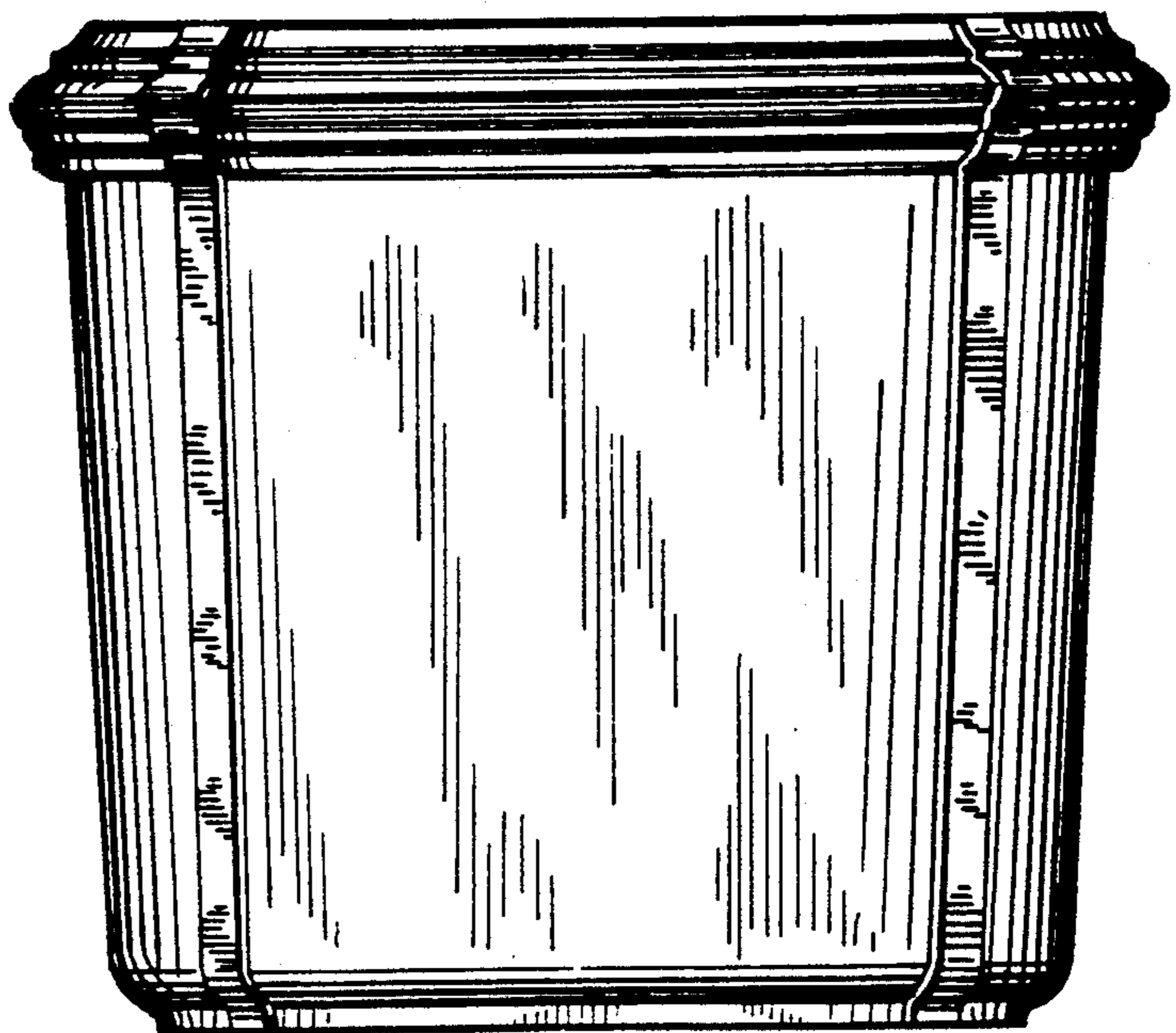



FIG. 4

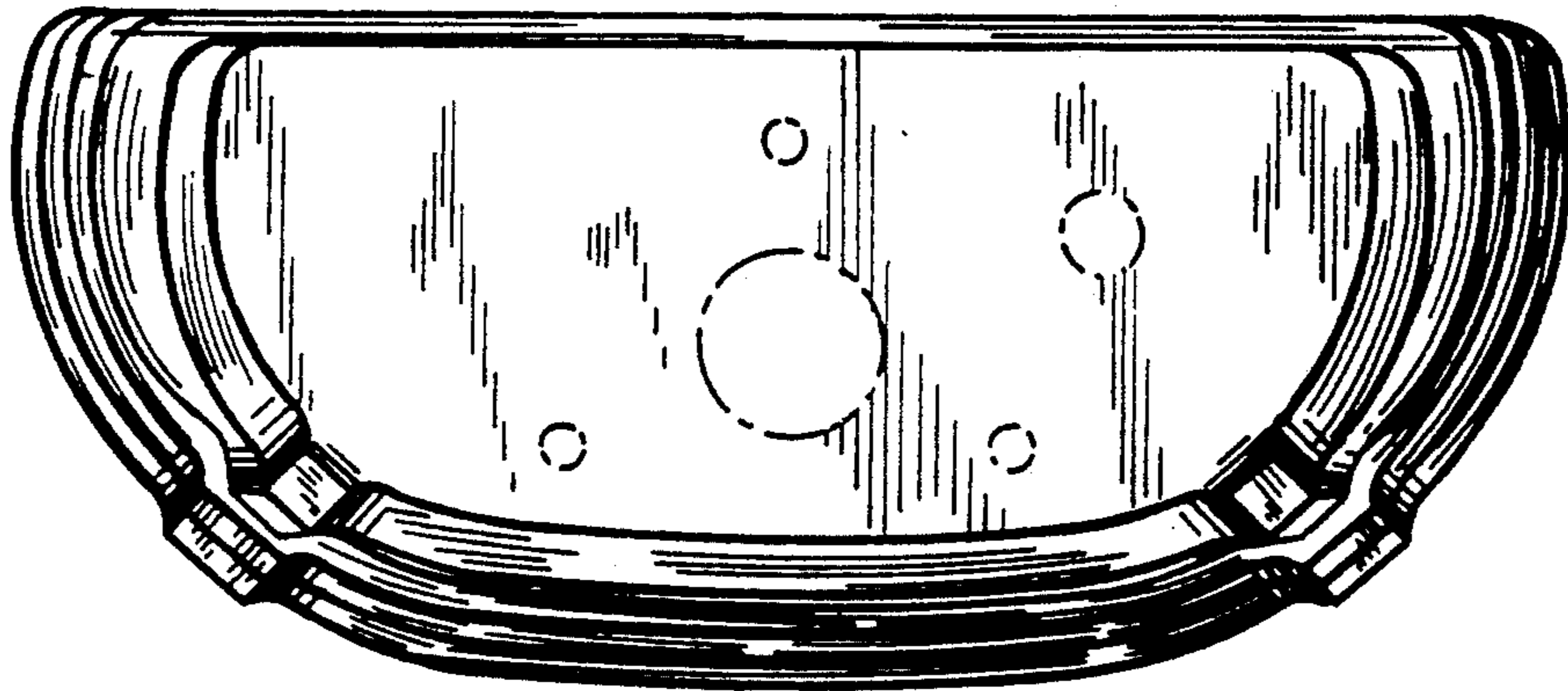


FIG. 5