



US00D323363S

**United States Patent** [19]  
**Ely**

[11] **Patent Number: Des. 323,363**

[45] **Date of Patent: \*\* Jan. 21, 1992**

[54] **SEATBELT ATTACHABLE COMBINED STUFFED TOY FIGURE AND KEEPER**

[76] **Inventor: James R. Ely, 1811 I St., Sparks, Nev. 89431**

[\*\*] **Term: 14 Years**

[21] **Appl. No.: 280,540**

[22] **Filed: Dec. 6, 1988**

[52] **U.S. Cl. .... D21/159**

[58] **Field of Search ..... D21/148, 159, 163, 161; D3/100; 446/227, 369, 901; 297/483, 468**

[56] **References Cited**

**U.S. PATENT DOCUMENTS**

3,401,941 9/1968 Hesidence ..... 446/901  
4,595,618 6/1986 Caringer ..... 446/369

**OTHER PUBLICATIONS**

J.C. Whitney Co. Cat., No. 495 P, p. 90, upper right, Seat Belt Comfort Pad.

*Primary Examiner*—Melvin B. Feifer  
*Attorney, Agent, or Firm*—Richard C. Litman

[57] **CLAIM**

The ornamental design for a seatbelt attachable combined stuffed toy figure and keeper, as shown and described.

**DESCRIPTION**

FIG. 1 is a perspective view of a seatbelt attachable combined stuffed toy figure and keeper showing my new design. The broken line showing extending from the design represents a portion of a seat belt and is for illustrative purposes only;

FIG. 2 is a top plan view thereof;


FIG. 3 is a left elevation view thereof;

FIG. 4 is a right elevation view thereof;

FIG. 5 is an exploded front elevation thereof; and

FIG. 6 is an exploded rear elevation thereof.

The broken lines contained within the design as disclosed in FIGS. 1, 5 and 6 represent conventional stitching.






FIG. 1




FIG. 2



FIG. 3



FIG. 4

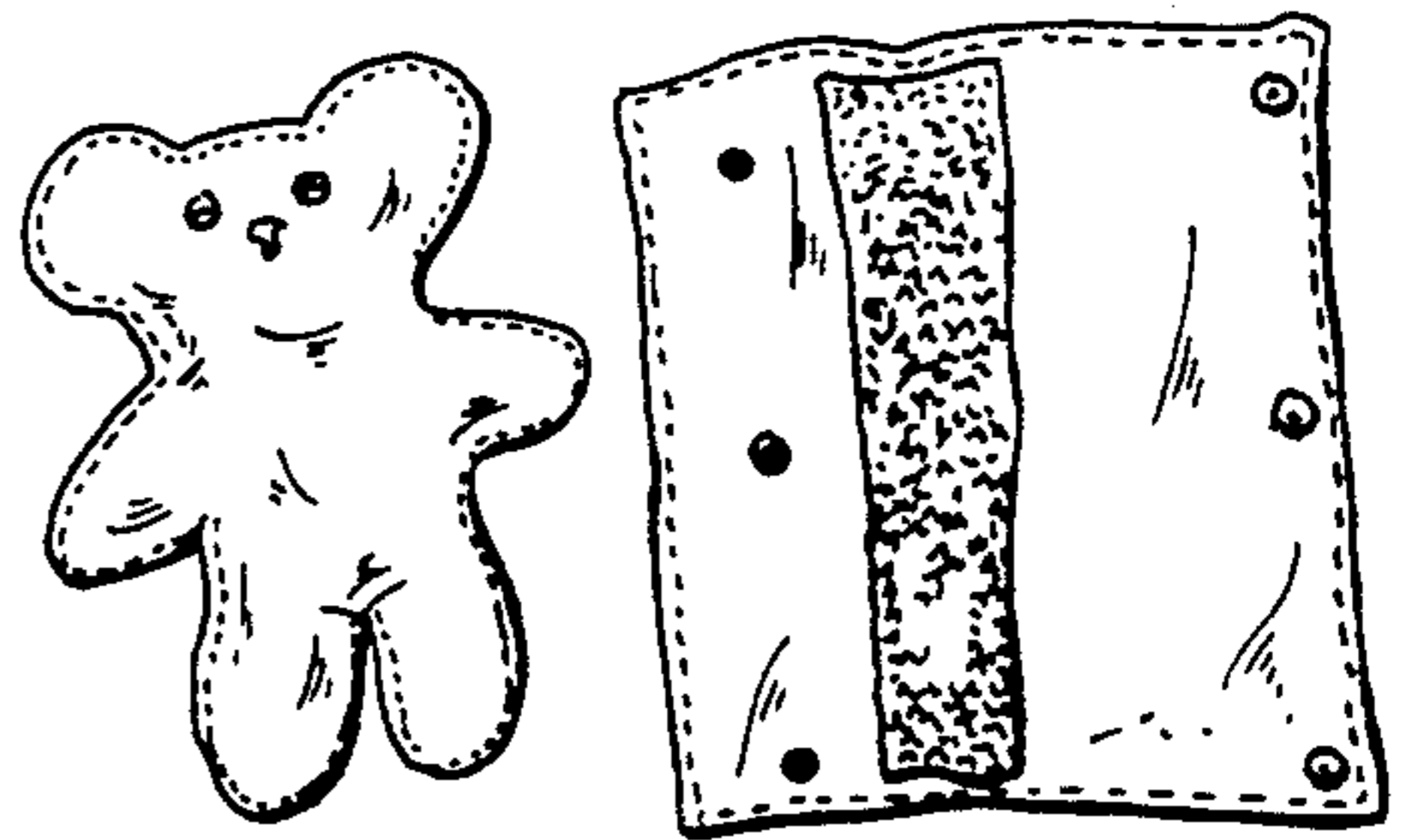


FIG. 5

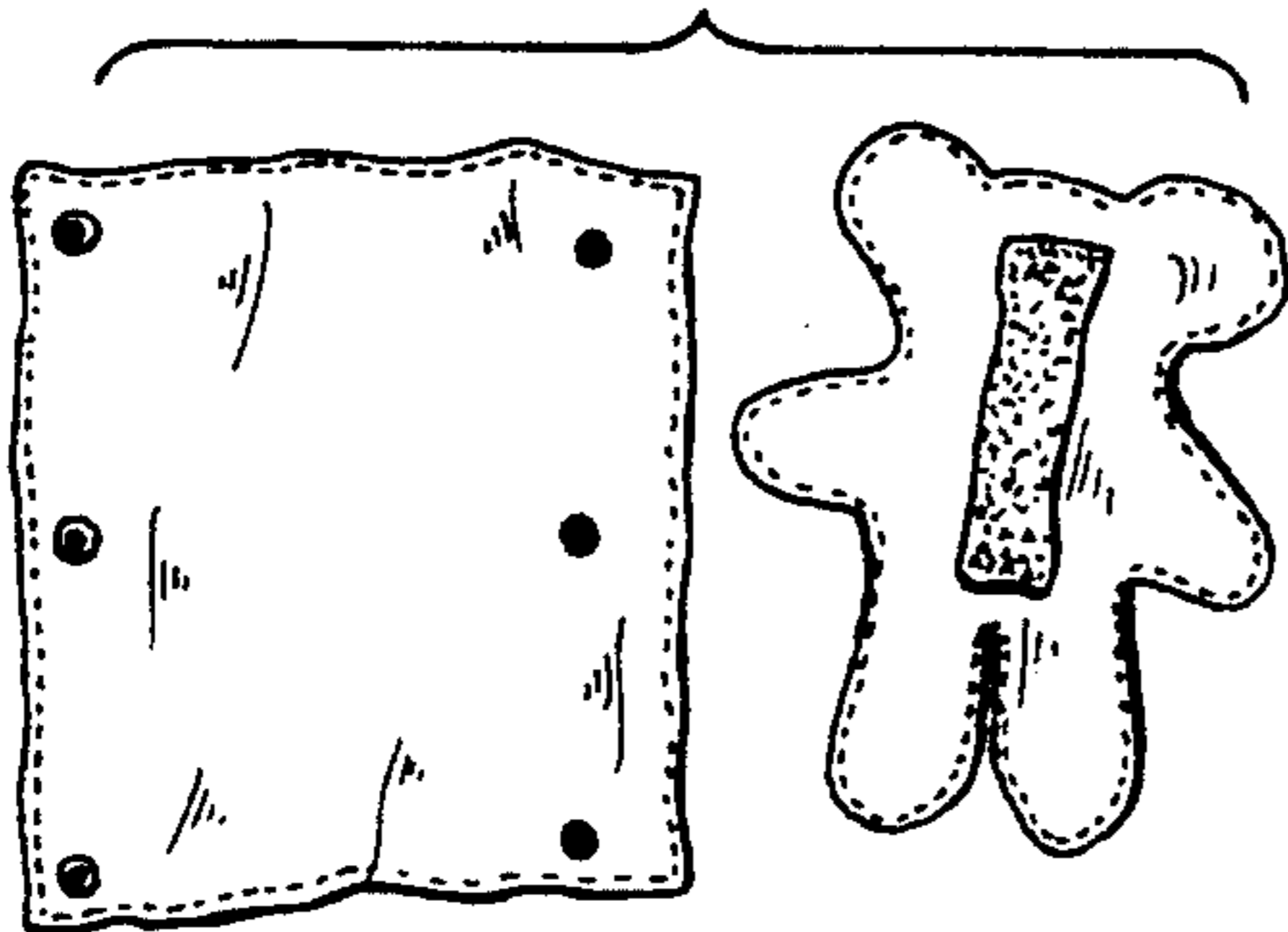


FIG. 6