



US00D323288S

# United States Patent [19]

[11] Patent Number: **Des. 323,288**

**Brunetti**

[45] Date of Patent: **\*\* Jan. 21, 1992**

## [54] INSERT FOR PLASTIC MOLDED PARTS

[75] Inventor: **Michael J. Brunetti**, West Haven, Conn.

[73] Assignee: **Engineered Inserts & Systems Inc.**, Watertown, Conn.

[\*\*] Term: **14 Years**

[21] Appl. No.: **200,299**

[22] Filed: **May 31, 1988**

[52] U.S. Cl. .... **D8/385; D8/397**

[58] Field of Search ..... **D8/382, 385, 397; 411/176, 180, 427**

## [56] References Cited

### U.S. PATENT DOCUMENTS

D. 221,376	8/1971	Tildesley	.....	D8/385
D. 262,863	2/1982	Barnsdale	.	
3,074,292	1/1963	Polmon	.	
3,270,793	9/1966	Polmon	.	
3,461,936	8/1969	Rosan, Sr. et al.	.	

### FOREIGN PATENT DOCUMENTS

2039660	8/1980	United Kingdom	.....	411/427
---------	--------	----------------	-------	---------

## OTHER PUBLICATIONS

Southco Fasteners Cat.; ©1967; p. 5; No. 75 Drives-erts.  
 Thermosonics Press Release; early fall of 1985.  
 Thermosonics Designer's Guide, undated.  
 Dav-matics Inc. Cat.; undated.  
 Dodge-Heli Coil Designer's Manual; ©1984.  
 IN-X Fastener Corp. Threaded Insert Cat.; ©1982.  
 Yardley Products Corp. Cat. "Inserts"; undated.  
 Rexnord Ultrasonic Threaded Inserts: Cambe Fastener Cat.; 3/1986.

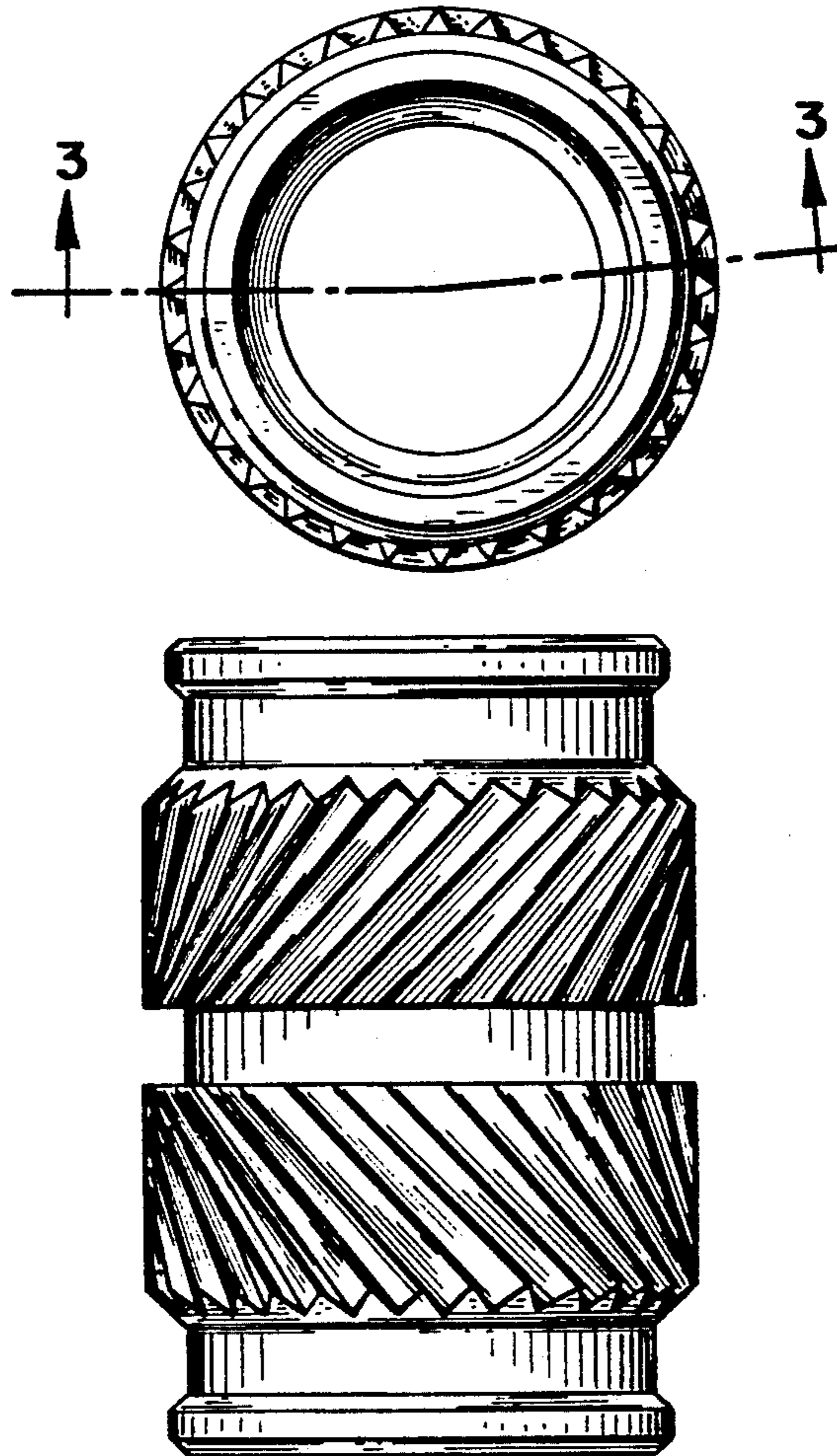
*Primary Examiner*—**B. J. Bullock**

## [57] CLAIM

The ornamental design for an insert for plastic molded parts, as shown and described.

## DESCRIPTION

FIG. 1 is a top plan view of the insert for plastic molded parts showing my new design, the bottom view being a mirror image;  
 FIG. 2 is a side elevational view thereof; and  
 FIG. 3 is a sectional view taken in the direction of the arrows on line 3—3 of FIG. 1.



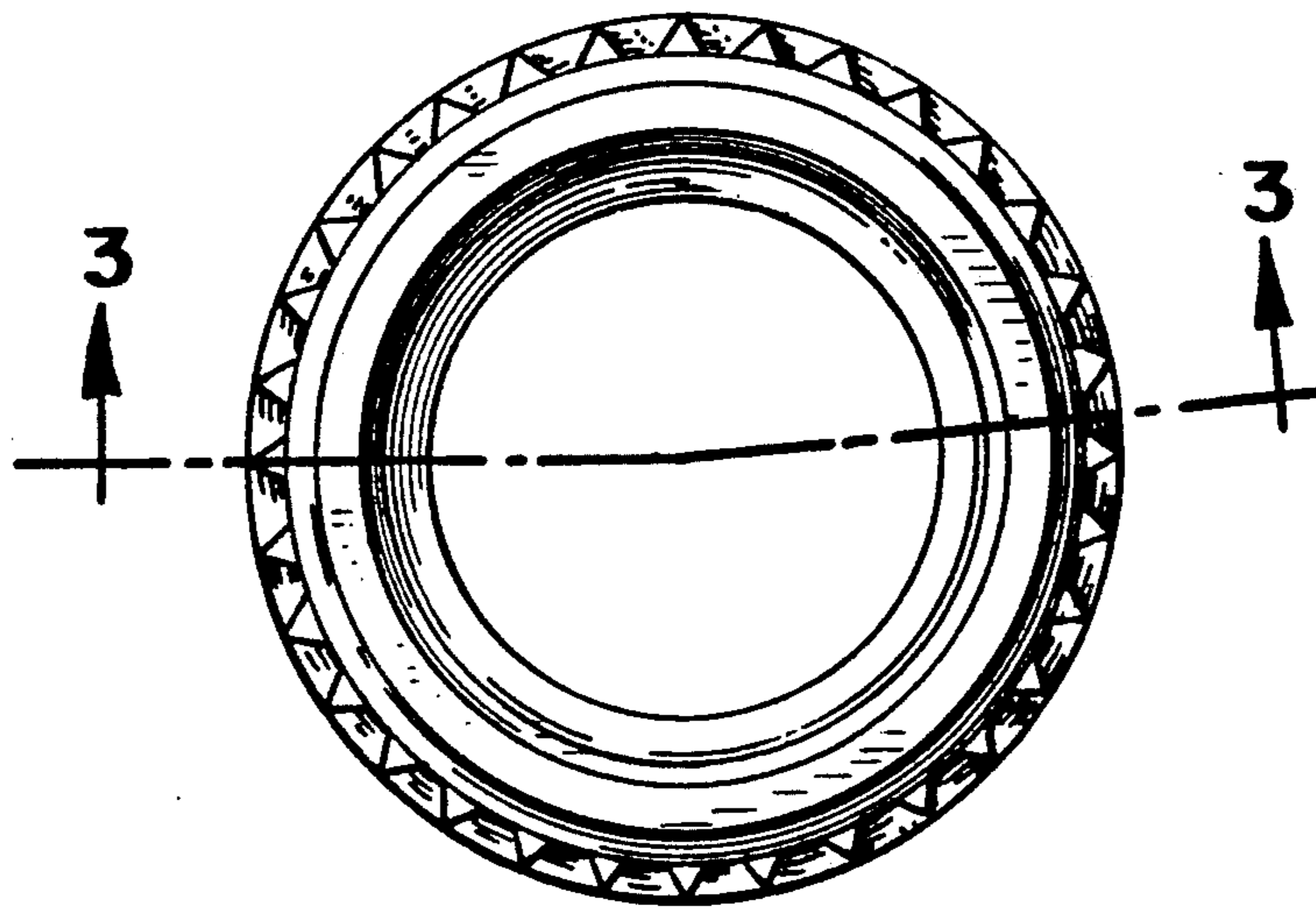


Fig. 1

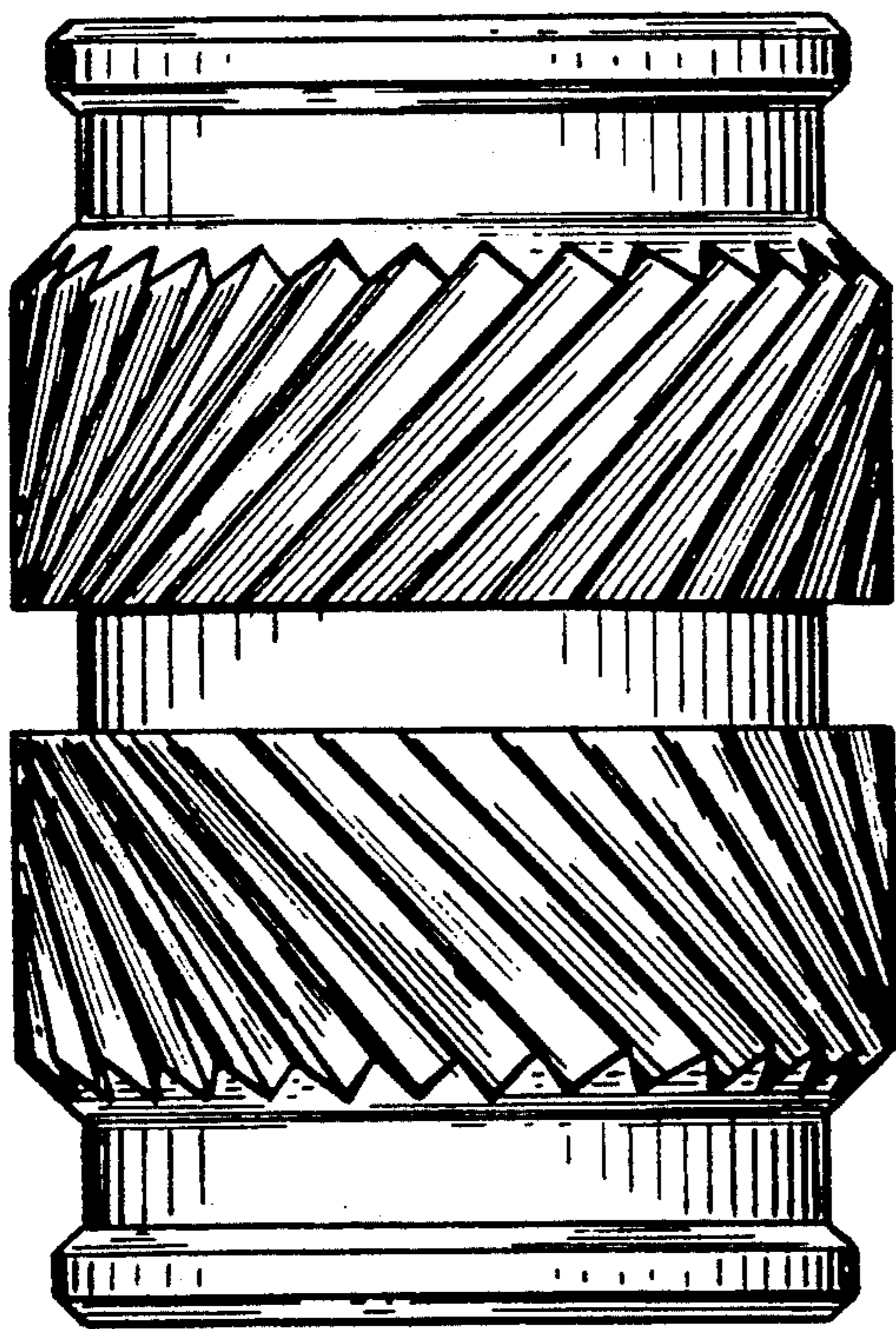


Fig. 2

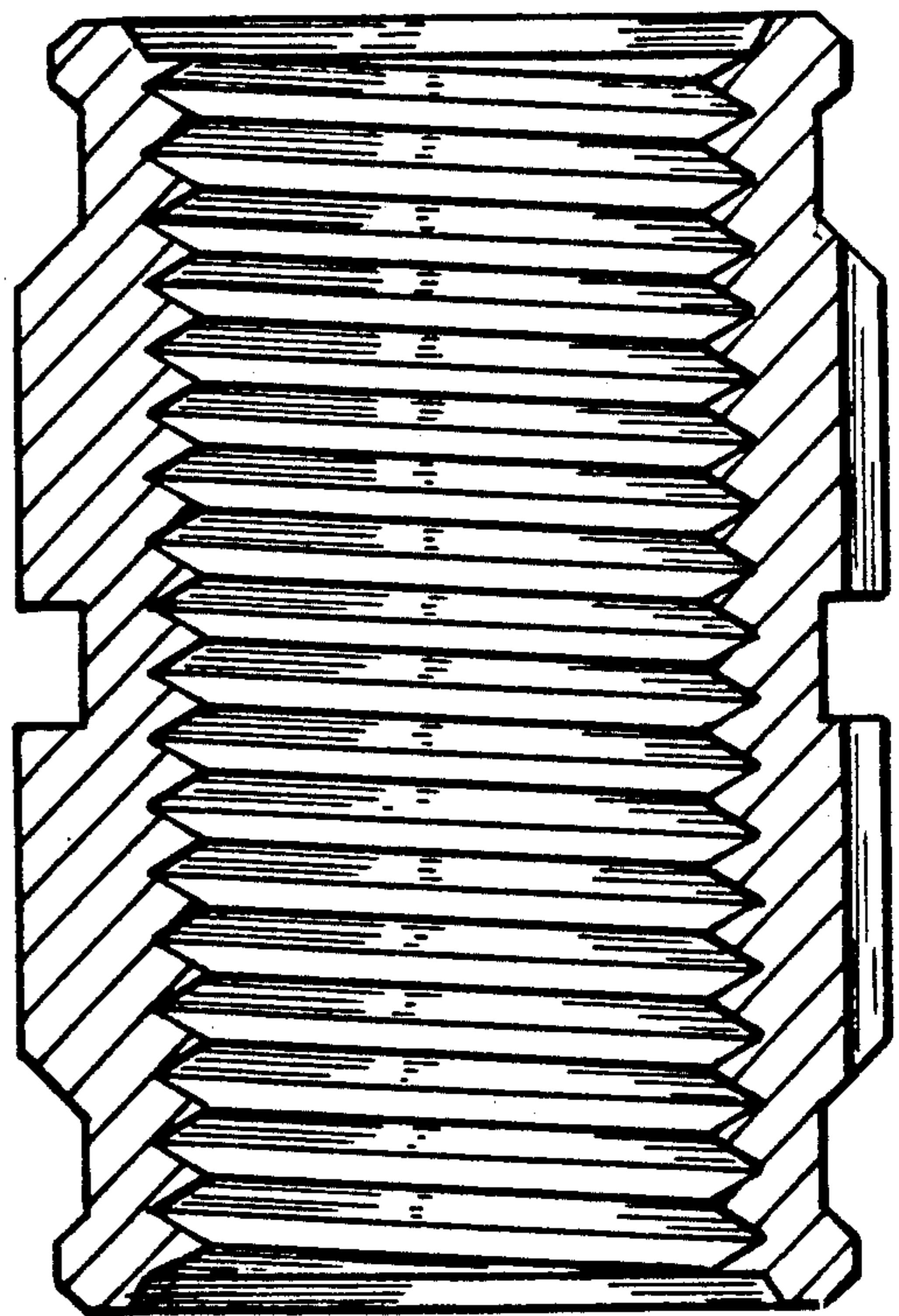


Fig. 3