



US00D323281S

# United States Patent [19]

[11] Patent Number: **Des. 323,281**

Young

[45] Date of Patent: **\*\* Jan. 21, 1992**

[54] **HANDLE FOR A CABINET OR SIMILAR ARTICLE**

D. 295,827 5/1988 Benjamin ..... D8/317

[75] Inventor: **James E. Young, Chico, Calif.**

### OTHER PUBLICATIONS

The Ironmonger Cat.; ©1974; p. 15; pull (third from left).

[73] Assignee: **Transfer Flow International, Inc., Chico, Calif.**

*Primary Examiner*—B. J. Bullock

[\*\*] Term: **14 Years**

### [57] CLAIM

[21] Appl. No.: **444,365**

The ornamental design for a handle for a cabinet or similar article, as shown and described.

[22] Filed: **Dec. 1, 1989**

### DESCRIPTION

[52] U.S. Cl. .... **D8/320; D8/317**

FIG. 1 is a right side view of a handle for a cabinet or similar article showing my new design, the left side being a mirror image;

[58] Field of Search ..... **D8/300, 315-320, D8/310-312; 16/110 R, 111 R, 124, 125, 114 R**

FIG. 2 is an end view thereof with the opposite end appearing substantially the same;

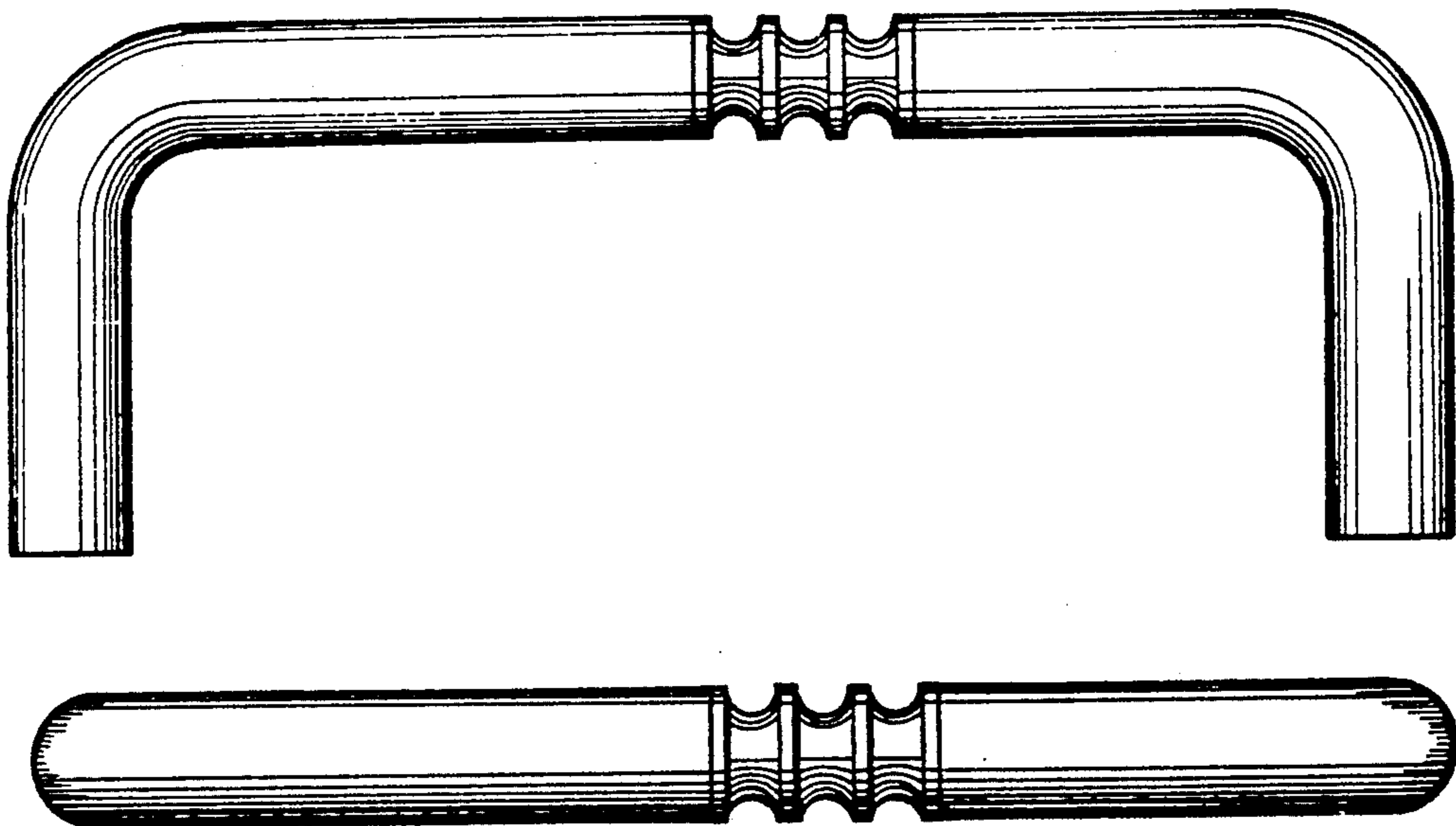
### [56] References Cited

#### U.S. PATENT DOCUMENTS

D. 131,092 1/1942 Tornoe ..... D8/312

FIG. 3 is a top view thereof; and

FIG. 4 is a bottom view thereof.






Fig. 1




Fig. 2



Fig. 3




Fig. 4