



US00D323262S

# United States Patent [19]

[11] Patent Number: **Des. 323,262**

**Flum**

[45] Date of Patent: **\*\* Jan. 21, 1992**

[54] **PRODUCT DISPLAY UNIT WITH  
MIRRORED SIDE PANELS**

4,618,115 10/1986 Belokin, Jr. .... 211/135 X  
4,709,642 12/1987 Briosi ..... 211/135 X

[75] Inventor: **Paul L. Flum, Ladue, Mo.**

*Primary Examiner*—Bruce W. Dunkins  
*Assistant Examiner*—Jeffrey Asch  
*Attorney, Agent, or Firm*—Haverstock, Garrett &  
Roberts

[73] Assignee: **Paul Flum Ideas, Inc., St. Louis, Mo.**

[\*\*] Term: **14 Years**

[57] **CLAIM**

[21] Appl. No.: **295,157**

The ornamental design for a product display unit with mirrored side panels, as shown and described.

[22] Filed: **Jan. 9, 1989**

[52] U.S. Cl. .... **D6/479; D6/476**

[58] Field of Search ..... **D6/477, 478, 479, 449,  
D6/465, 461, 300, 476, 475; 108/59, 91, 111, 42,  
144; D20/10**

**DESCRIPTION**

[56] **References Cited**

**U.S. PATENT DOCUMENTS**

D. 134,294 11/1942 Papas ..... D6/461  
3,120,201 2/1964 Kates ..... D6/479 X  
3,877,396 4/1975 Patterson ..... 211/186 X

**FIG. 1** is a rear and right side perspective view of the product display unit with mirrored side panels showing my new design;

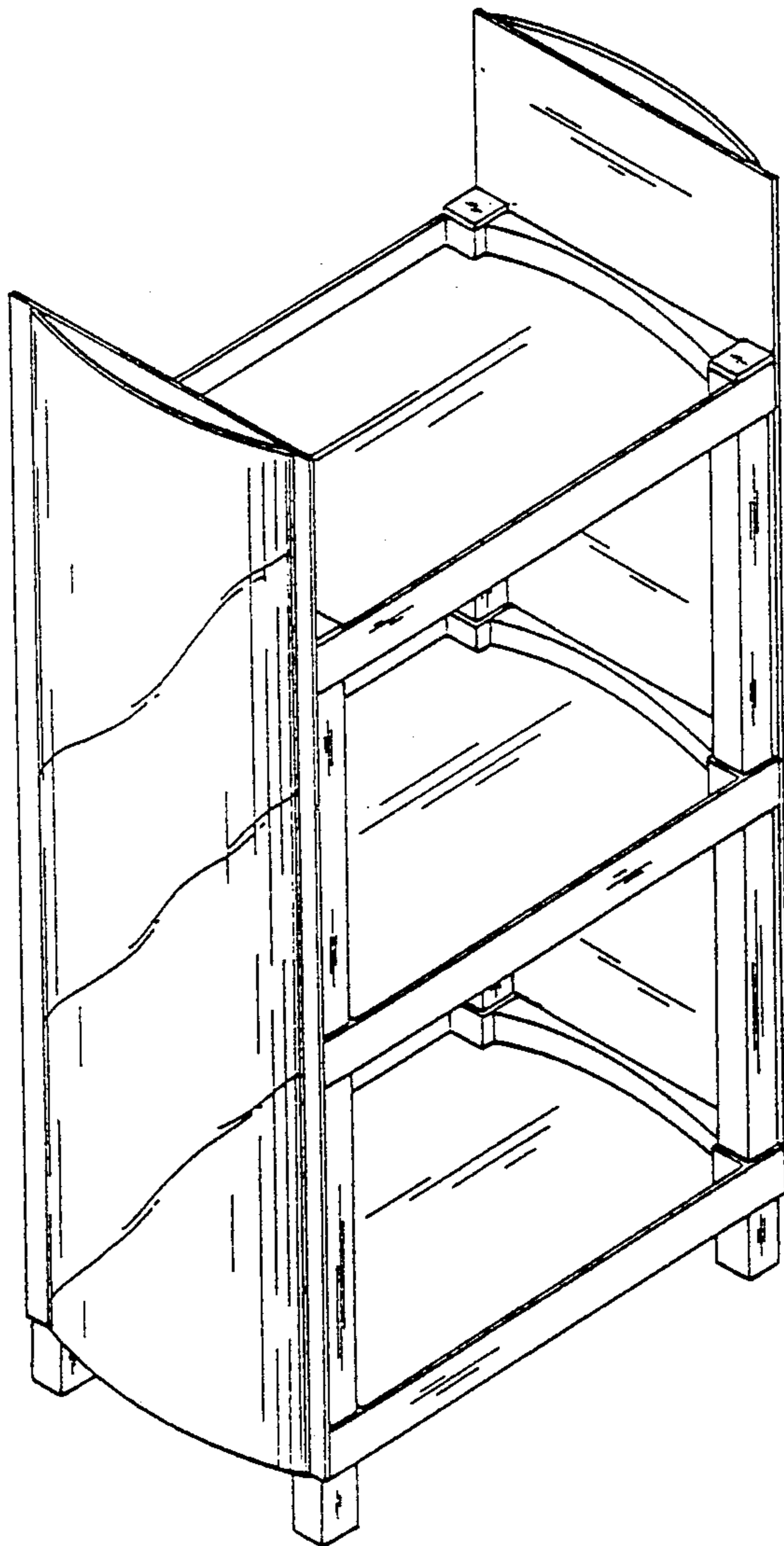
**FIG. 2** is a front elevational view thereof;

**FIG. 3** is a left side elevational view thereof;

**FIG. 4** is a top plan view thereof; and

**FIG. 5** is a bottom plan view thereof.

**FIGS. 2-5** have been shown on a reduced scale with respect to **FIG. 1**.



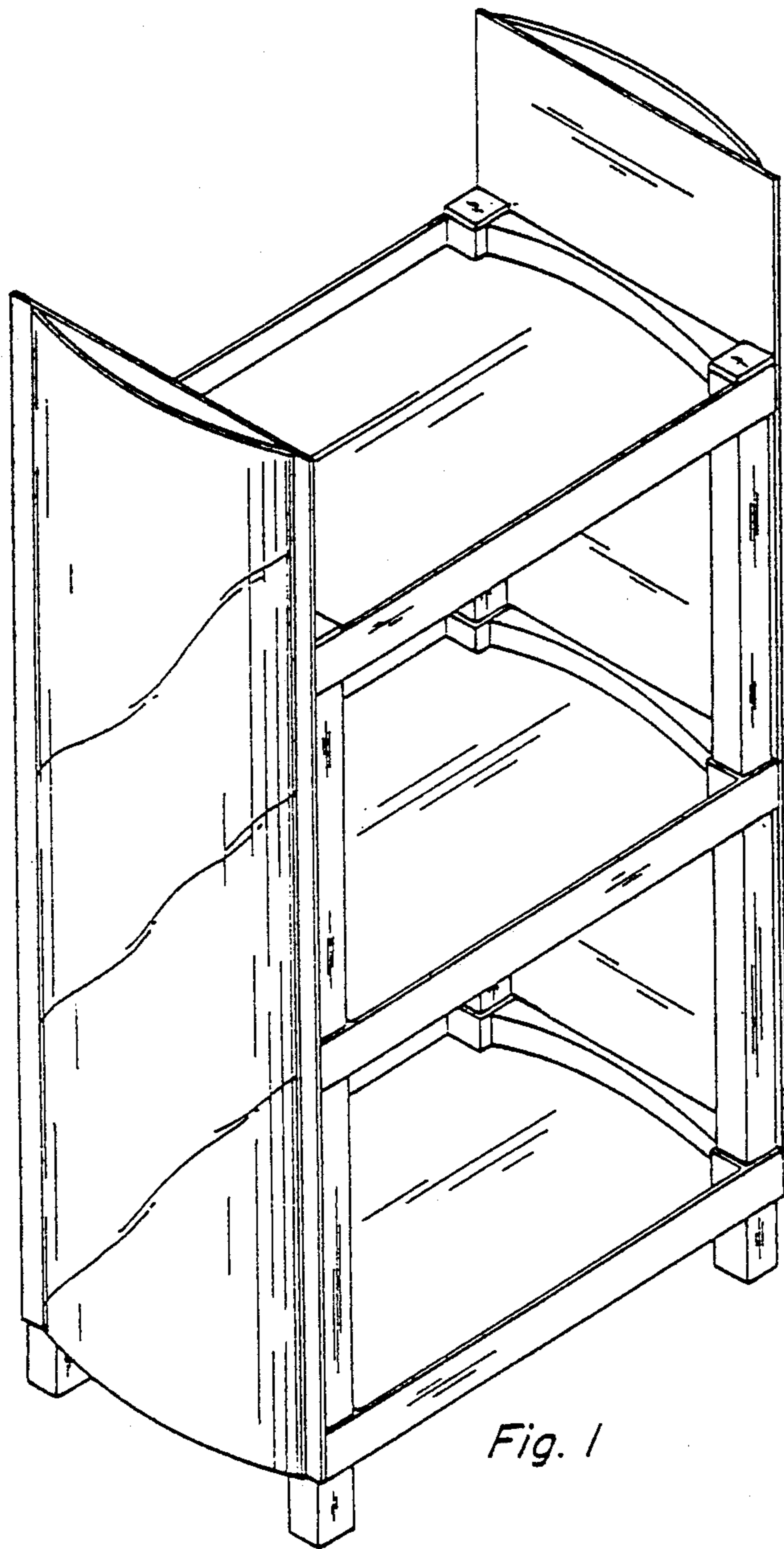


Fig. 1




Fig. 2

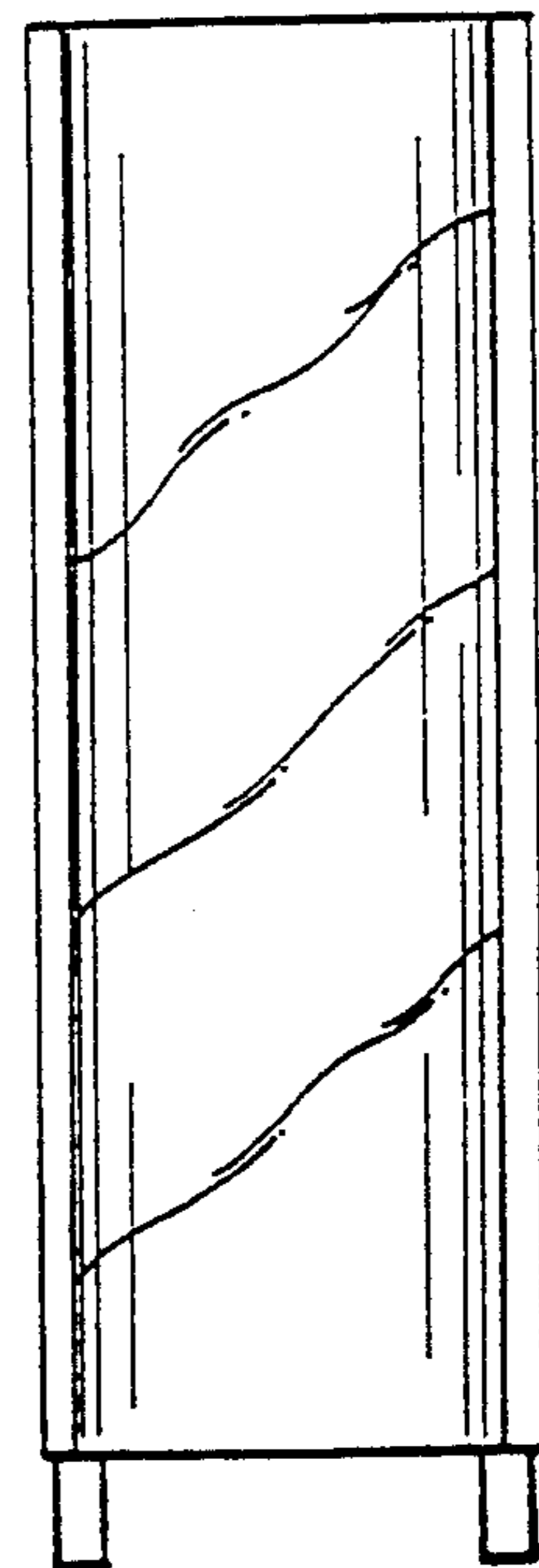


Fig. 3




Fig. 4




Fig. 5