



US00D323258S

# United States Patent [19]

[11] Patent Number: **Des. 323,258**

Miyabayashi

[45] Date of Patent: **\*\* Jan. 21, 1992**

[54] **FREEZER SHOWCASE**

[75] Inventor: **Hiroyuki Miyabayashi**, Gunma, Japan

[73] Assignee: **Sanyo Electric Co., Ltd.**, Osaka, Japan

[\*\*] Term: **14 Years**

[21] Appl. No.: **298,507**

[22] Filed: **Jan. 17, 1989**

[30] **Foreign Application Priority Data**

Jul. 28, 1988 [JP] Japan ..... 63-30237

[52] U.S. Cl. .... **D6/471; D6/436**

[58] Field of Search ..... **D6/470, 471, 472, 475, D6/474, 419, 436, 437, 449, 476, 475; 312/114, 116, 117**

[56] **References Cited**

**U.S. PATENT DOCUMENTS**

- D. 111,868 10/1938 Tyler ..... D6/475
- D. 140,198 1/1945 Tyler ..... D6/436 X
- D. 145,958 11/1946 Smith ..... D6/436 X

- D. 187,011 1/1960 Heilweil ..... D6/471
- D. 187,537 3/1960 Gosecky ..... D6/474 X
- D. 274,203 6/1984 Everett ..... D6/419 X
- D. 278,193 4/1985 Boxall ..... D6/471

**OTHER PUBLICATIONS**

HFD, 4/23/1984, #5, p. 16.

*Primary Examiner*—Nelson C. Holtje  
*Assistant Examiner*—Jeffrey Asch  
*Attorney, Agent, or Firm*—Darby & Darby

[57] **CLAIM**

The ornamental design for a freezer showcase, as shown and described.

**DESCRIPTION**

FIG. 1 is a front and right side perspective view of a freezer showcase showing my new design; FIG. 2 is a front elevational view; FIG. 3 is a rear elevational view; FIG. 4 is a top plan view; FIG. 5 is a bottom plan view; FIG. 6 is a left side elevational view; and FIG. 7 is a right side elevational view thereof.




FIG. 1

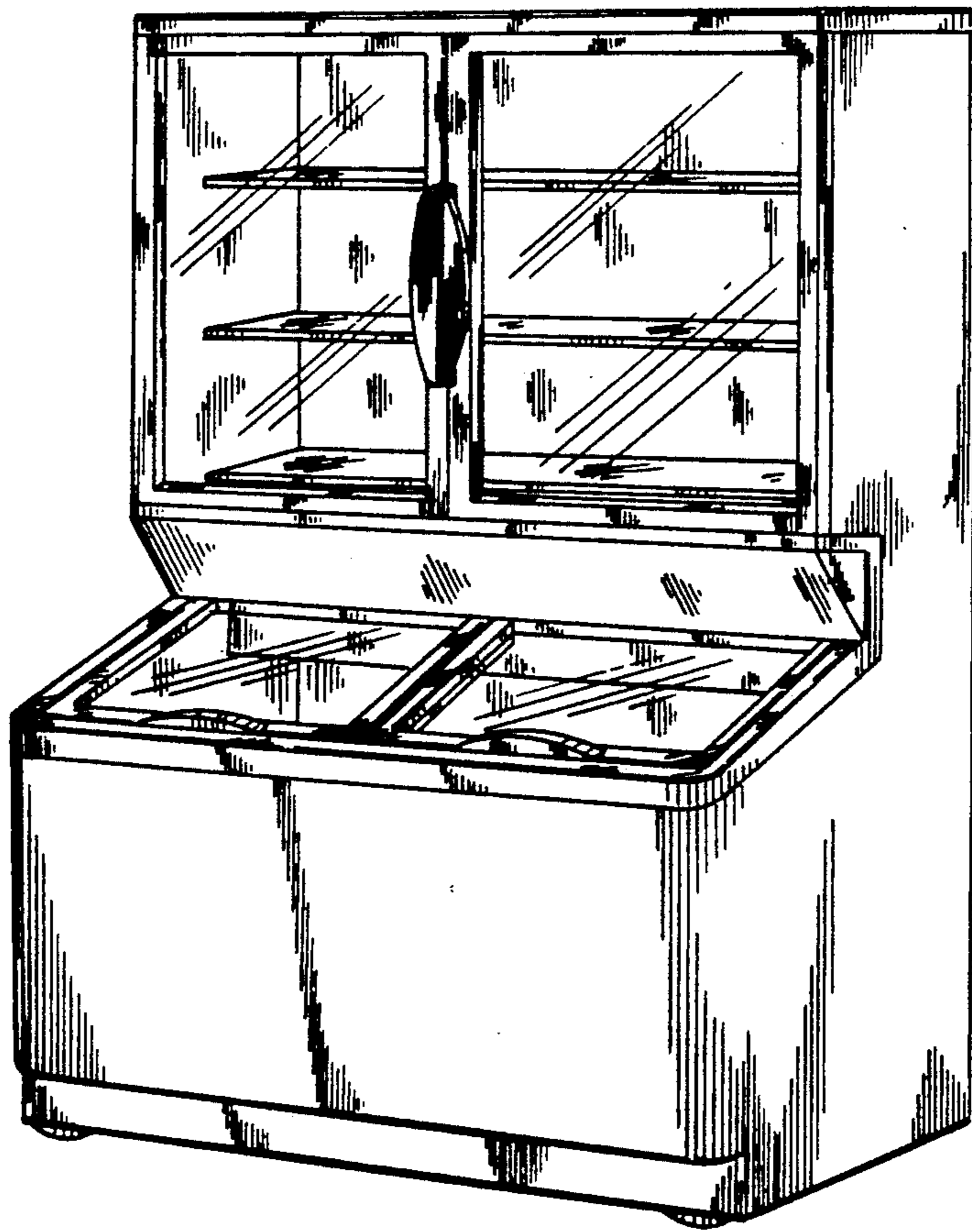


FIG. 3




FIG. 2

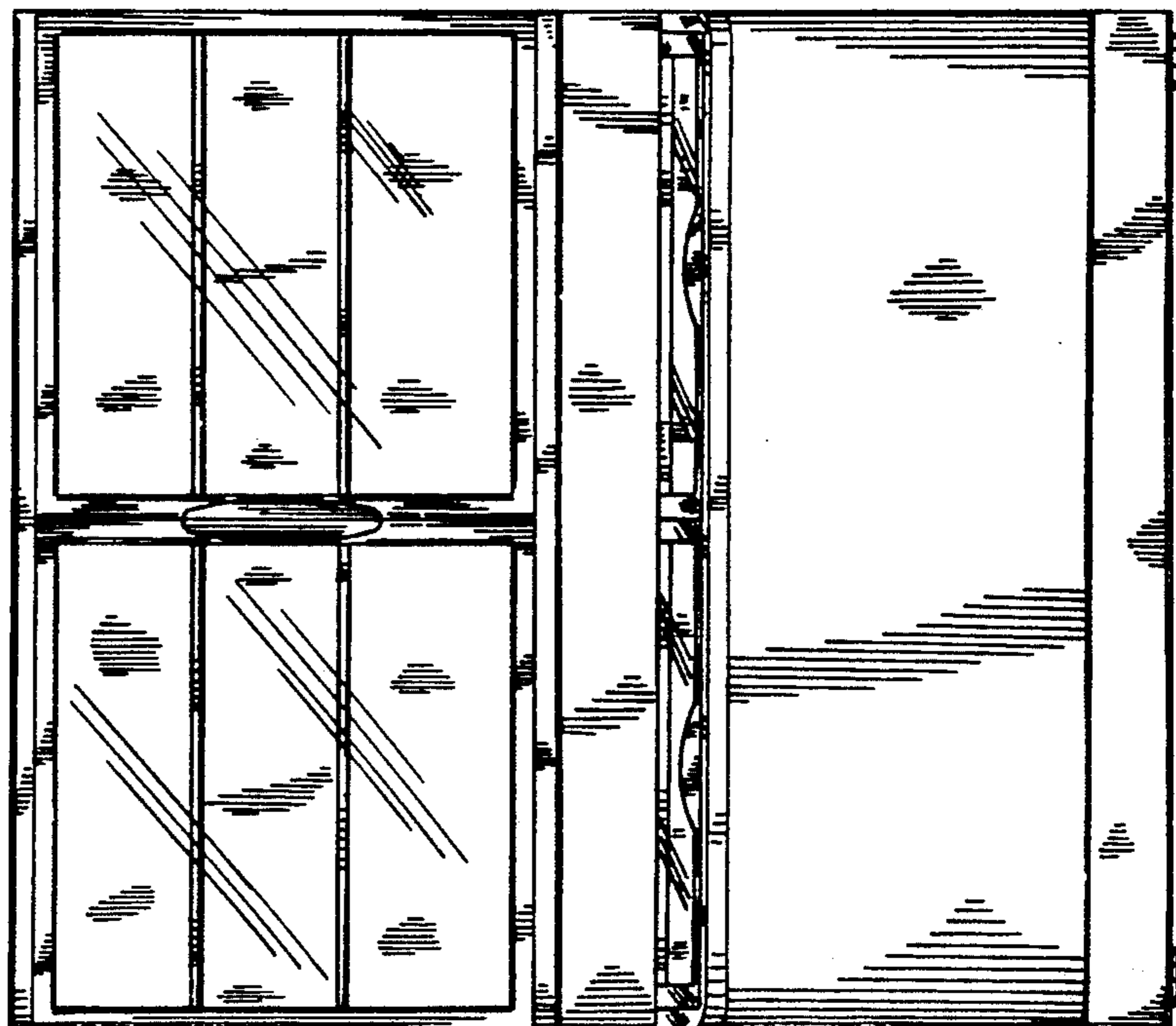


FIG. 4

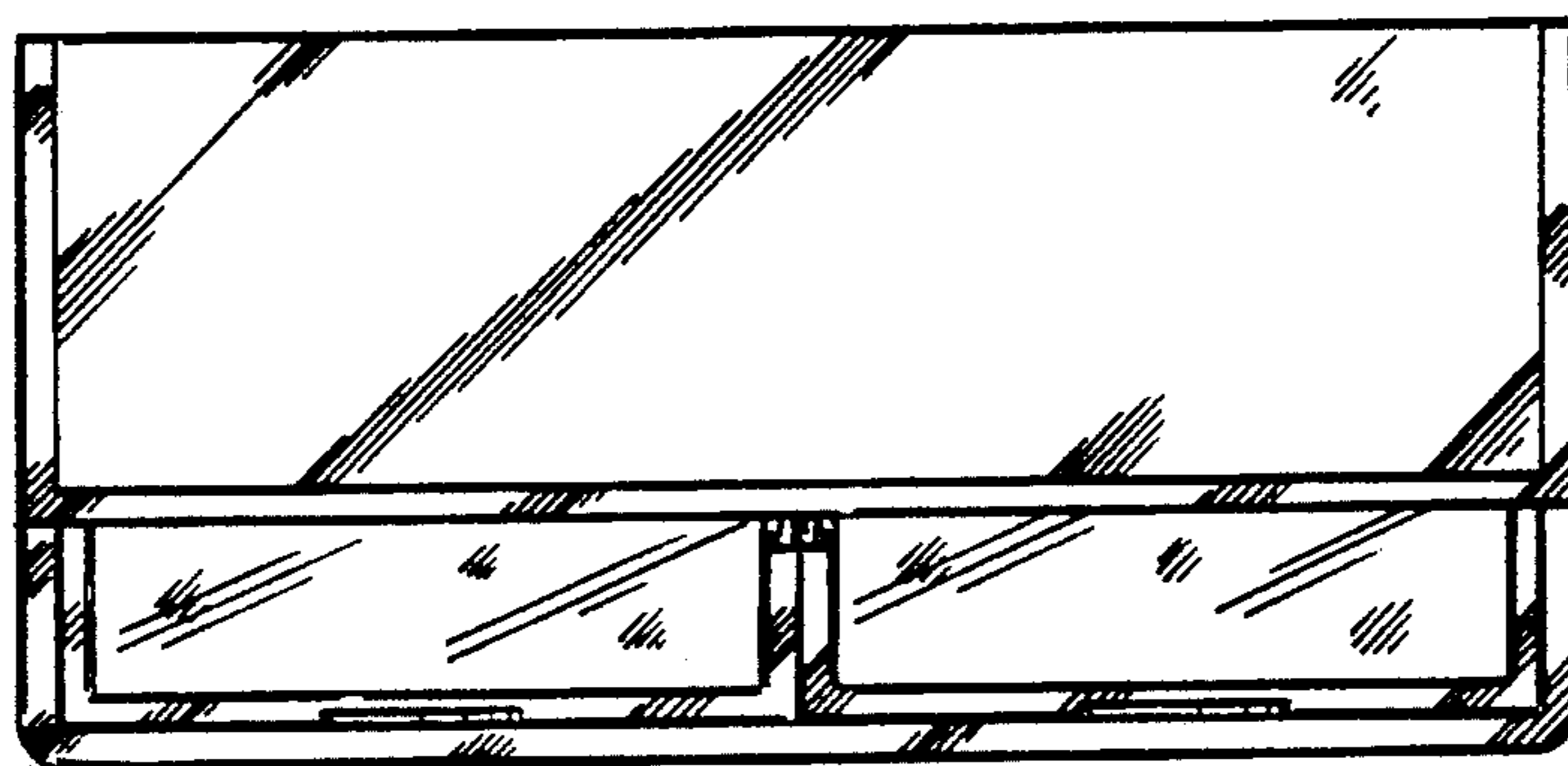


FIG. 5

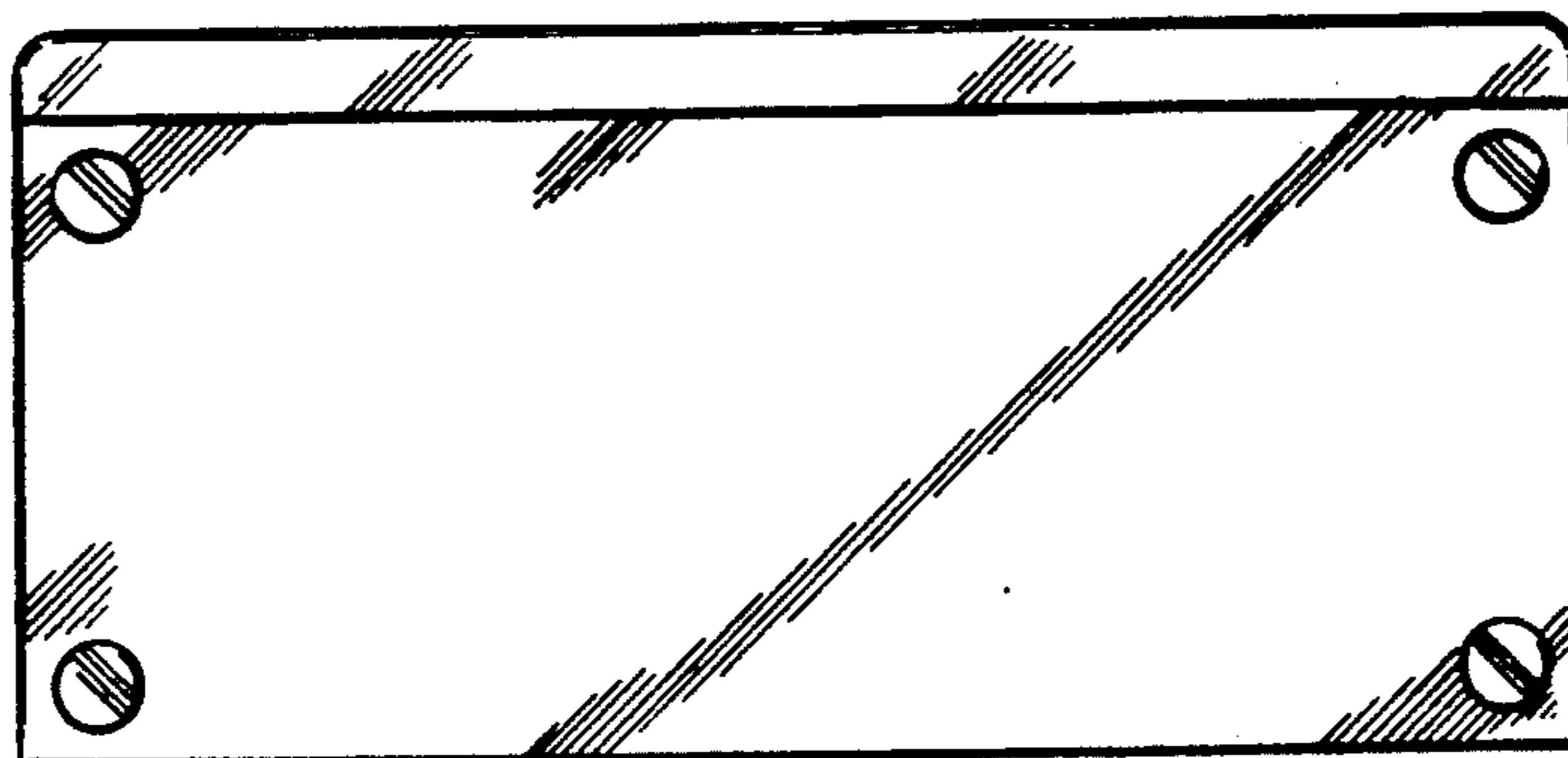


FIG. 7




FIG. 6

