



US00D323257S

United States Patent [19]

[11] Patent Number: **Des. 323,257**

Cornwell

[45] Date of Patent: **** Jan. 21, 1992**

[54] **FLAG DISPLAY CASE**

[76] Inventor: **Diana E. Cornwell**, 2196 Canyon, #F, Costa Mesa, Calif. 92627

[**] Term: **14 Years**

[21] Appl. No.: **245,541**

[22] Filed: **Sep. 19, 1988**

[52] U.S. Cl. **D6/470; D3/30.1; D11/131; D11/181**

[58] Field of Search **D6/470, 471, 472, 449, D6/553; D9/430, 416; D11/157, 181, 131; D3/30.1, 66; 206/216; 211/13; 428/13; 312/114**

[56] **References Cited**

U.S. PATENT DOCUMENTS

- D. 47,776 8/1915 Murdock et al. D6/470
- D. 140,626 3/1945 Olay D6/449
- D. 149,294 4/1948 Newman D11/131 X

- D. 248,507 7/1978 Pivec D3/30.1
- D. 267,686 1/1983 Dawson D11/181 X
- D. 318,198 7/1991 Francetic D6/470
- 2,535,149 12/1950 McBride 206/216

Primary Examiner—Bruce W. Dunkins
Assistant Examiner—Jeffrey Asch
Attorney, Agent, or Firm—Roy A. Ekstgrand

[57] **CLAIM**

The ornamental design for a flag display case, as shown and described.

DESCRIPTION

FIG. 1 is a perspective view of a flag display case showing my new design;
FIG. 2 is a top plan view;
FIG. 3 is a front elevational view;
FIG. 4 is a right side elevational view;
FIG. 5 is a left side elevational view;
FIG. 6 is a rear elevational view; and
FIG. 7 is a bottom plan view thereof.

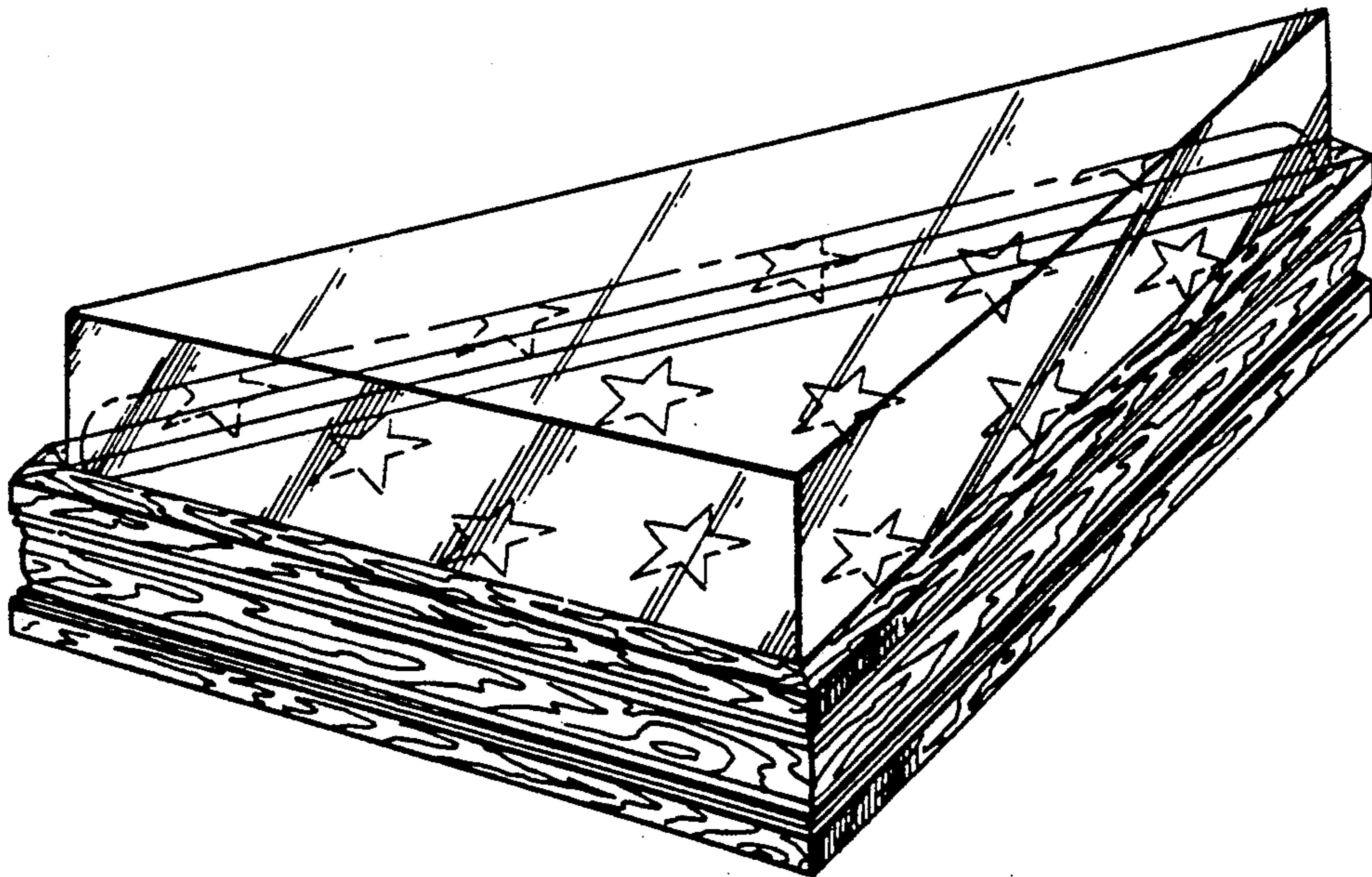


FIG. 1

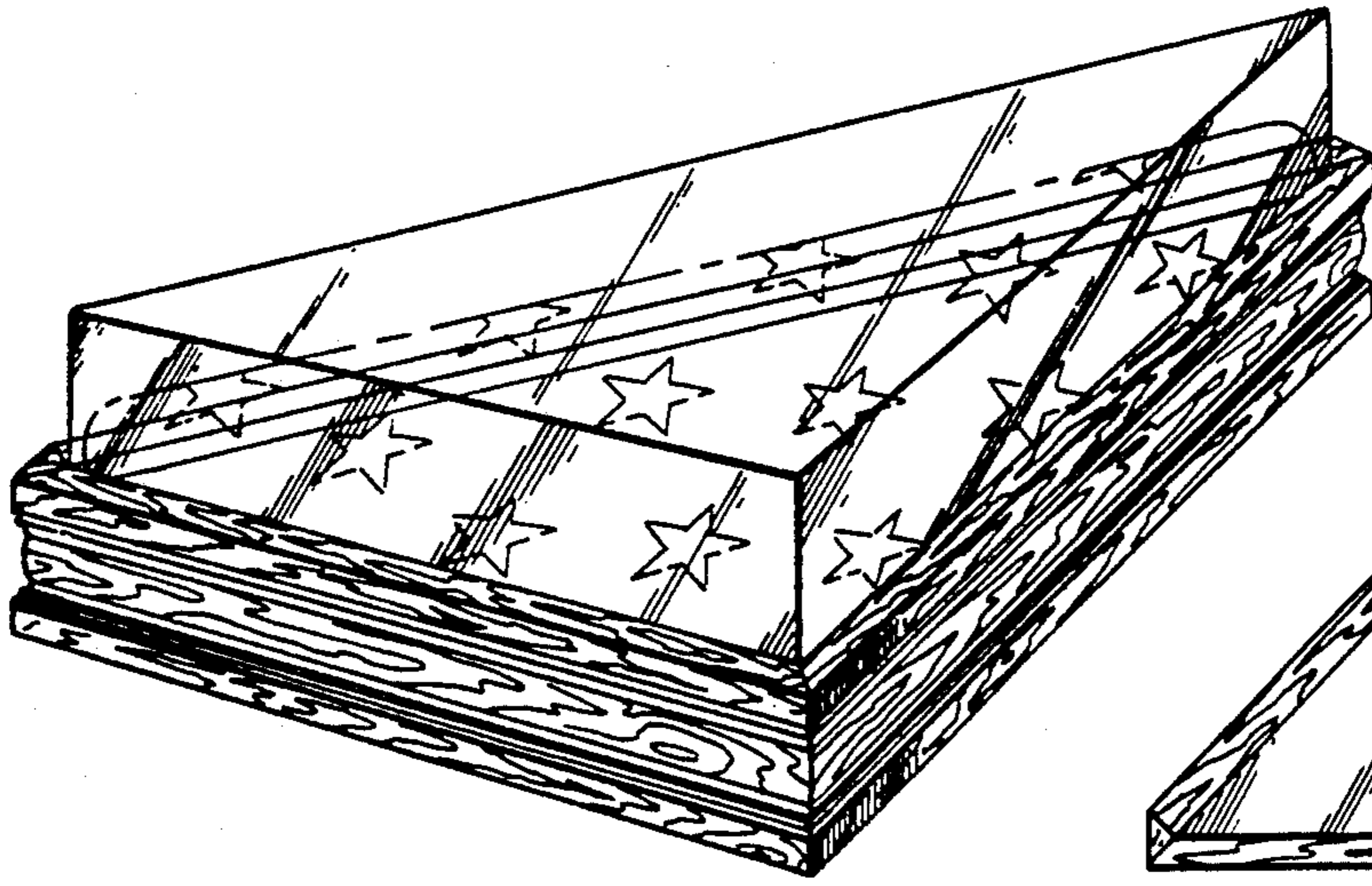


FIG. 2




FIG. 3

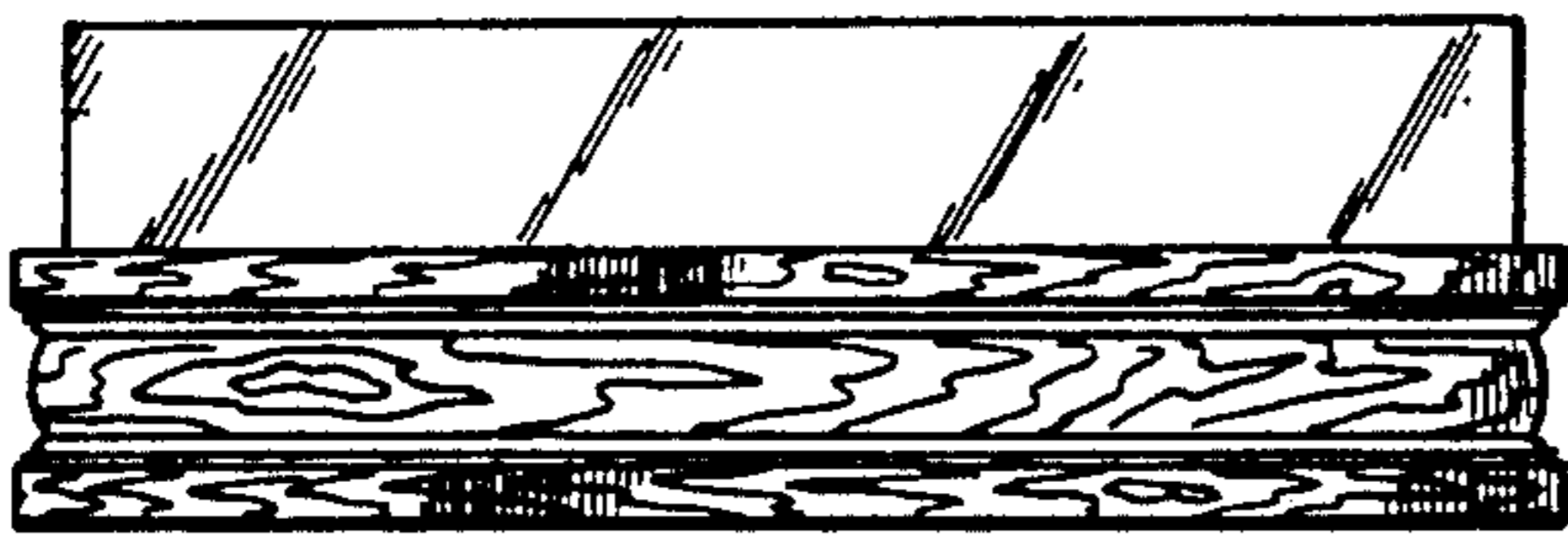


FIG. 4




FIG. 5



FIG. 7

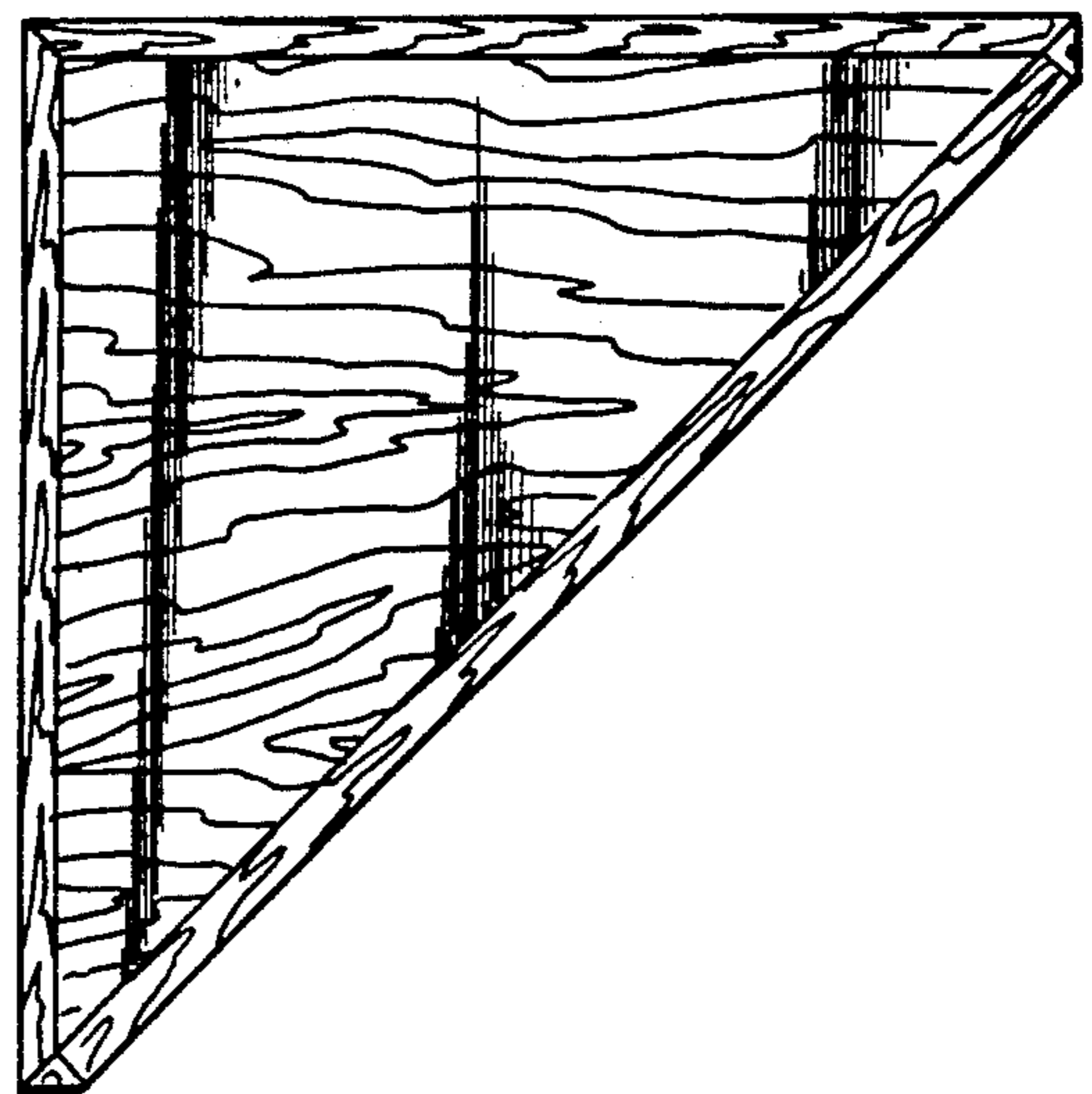


FIG. 6

