



US00D323254S

United States Patent [19]

[11] Patent Number: **Des. 323,254**

Reda

[45] Date of Patent: **** Jan. 21, 1992**

[54] **DISPLAY STAND**

[75] Inventor: **Gerard Reda, Plainview, N.Y.**

[73] Assignee: **Toddler U Inc., Westport, Conn.**

[**] Term: **14 Years**

[21] Appl. No.: **351,912**

[22] Filed: **May 15, 1989**

[52] U.S. Cl. **D6/450; D6/474; D25/35**

[58] Field of Search **D6/421, 449, 450, 466, D6/474; D20/10, 23; D25/16, 17, 29, 1, 22, 7, 35; D99/17, 20; 211/13; 312/114, 235.1**

[56] **References Cited**

U.S. PATENT DOCUMENTS

D. 46,182	7/1914	Petit	D20/33
D. 49,340	7/1916	Graham	D99/17
D. 60,572	3/1922	Ray	D25/22 X
D. 66,679	2/1925	George	D25/22
D. 72,676	5/1927	McCane	D6/450
D. 193,125	6/1962	Pope	D6/450

D. 251,803	5/1979	Sklaar	D25/22 X
D. 292,251	10/1987	Meyers	D6/450
D. 293,748	1/1988	Metzdorf	D6/450
D. 300,094	3/1989	Meyers	D6/474 X
4,784,383	11/1988	Roberts	D25/22 X


Primary Examiner—Bruce W. Dunkins
Assistant Examiner—Jeffrey Asch
Attorney, Agent, or Firm—Lerner, David, Littenberg, Krumholz & Mentlik

[57] **CLAIM**

The ornamental design for a display stand, as shown and described.

DESCRIPTION

FIG. 1 is a perspective view of a display stand showing my new design;
FIG. 2 is a front elevational view;
FIG. 3 is a rear elevational view;
FIG. 4 is a right side elevational view, the left side being a mirror image thereof;
FIG. 5 is a top plan view; and
FIG. 6 is a bottom plan view thereof.



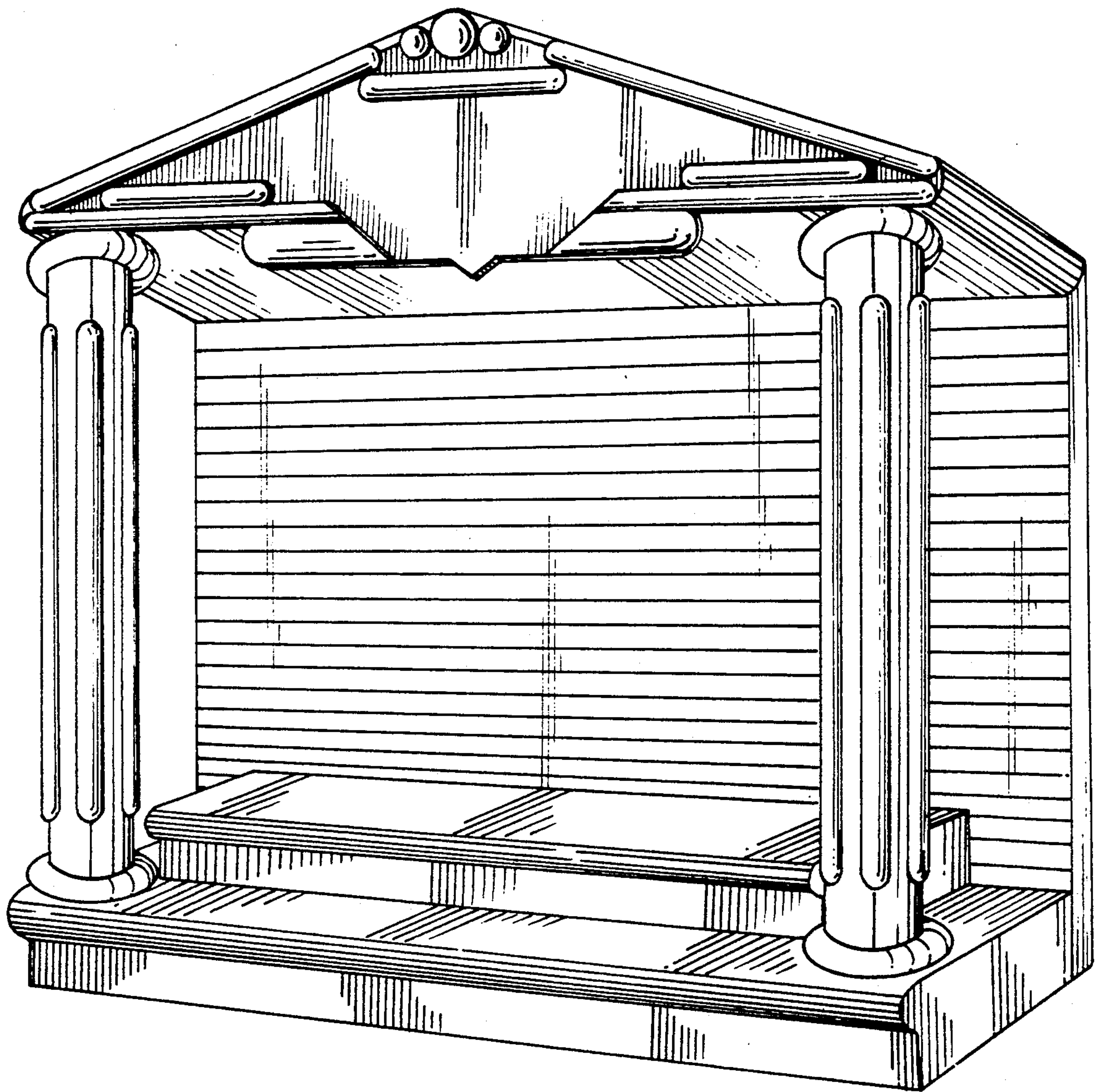


FIG. 1


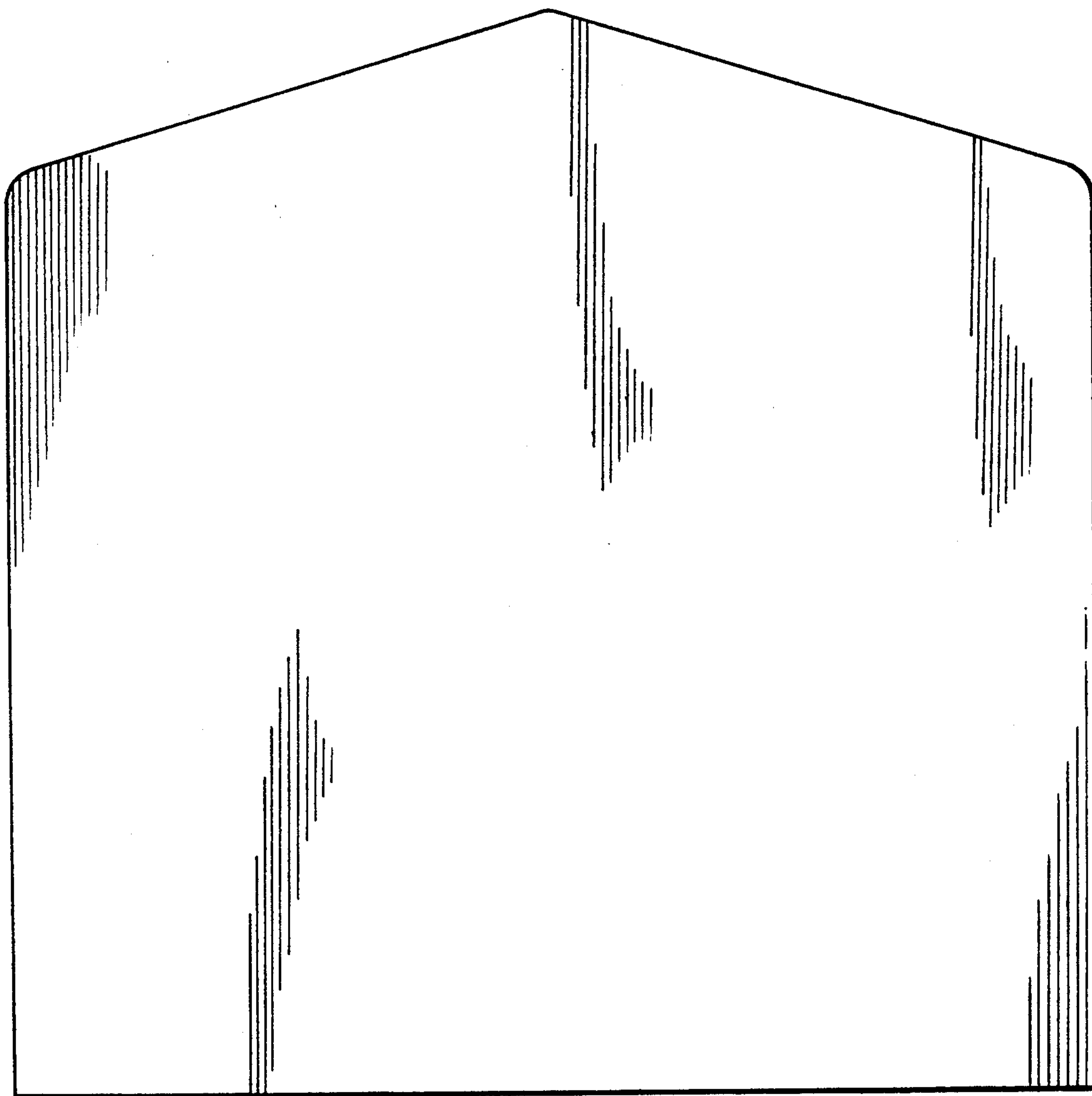


FIG. 2



F I G. 3

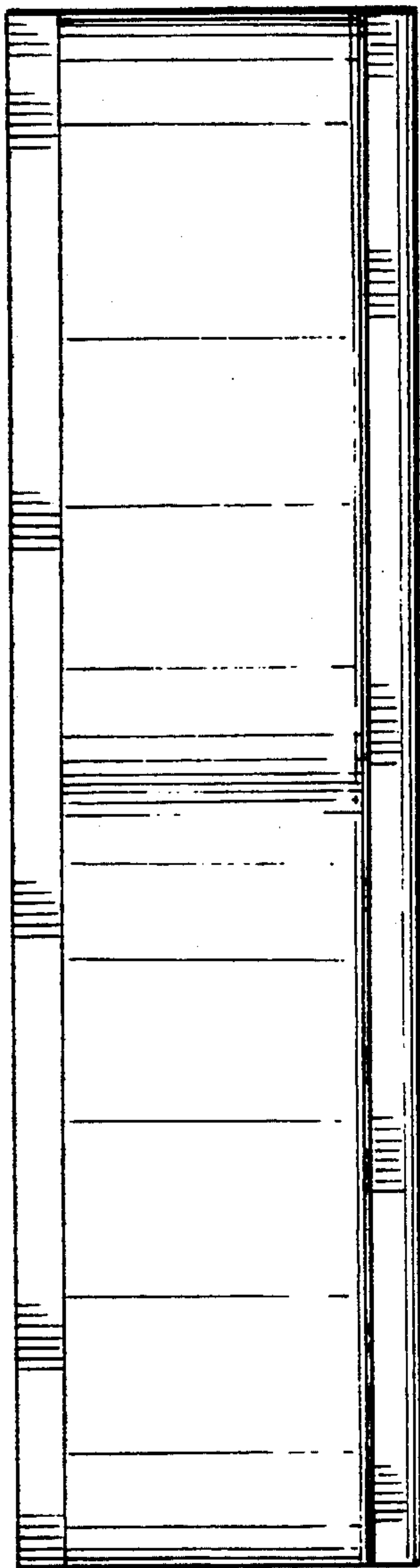


FIG. 5

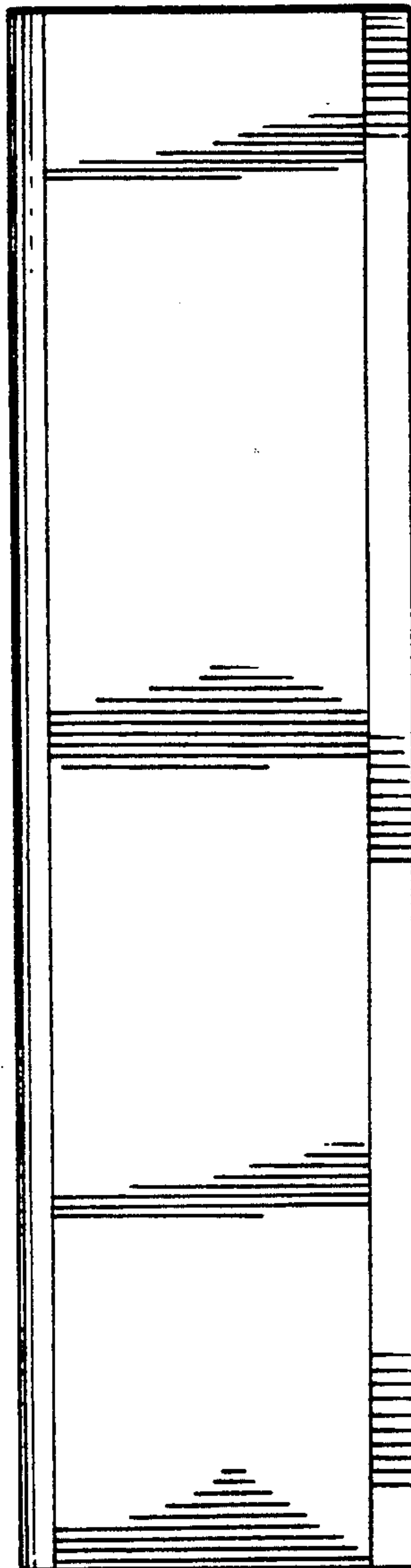


FIG. 6




FIG. 4