



US00D323245S

# United States Patent [19]

[11] Patent Number: **Des. 323,245**

Hobson

[45] Date of Patent: **\*\* Jan. 21, 1992**

## [54] DRILL BIT HOLDER

[75] Inventor: **Jody A. Hobson, Rocky River, Ohio**

[73] Assignee: **Rubbermaid Incorporated, Wooster, Ohio**

[\*\*] Term: **14 Years**

[21] Appl. No.: **392,378**

[22] Filed: **Aug. 11, 1989**

[52] U.S. Cl. .... **D3/74; D6/467; D6/558; D6/569**

[58] Field of Search ..... **D3/74, 36; D6/353, 469, D6/569, 571; 312/33; 206/570, 372, 379, 349, 562, 315.11, 538, 533, 531, 532, 495, 475; 211/13, 70.6, 69, 72; 422/104; D8/71; D9/341; D19/75**

## [56] References Cited

### U.S. PATENT DOCUMENTS

D. 170,852	11/1953	Drohman	.....	D6/469	X
D. 205,745	9/1966	Nannfeldt	.....	D6/469	
D. 240,578	7/1976	Gottsegen	.....	D6/469	
D. 294,668	3/1988	Handler et al.	.....	D6/569	X
811,414	1/1906	La Francis	.....	206/379	X
2,355,206	8/1944	Davidson	.....	206/562	
2,568,089	9/1951	Pendleton	.....	206/379	X
4,515,268	5/1985	Telly	.....	206/372	X
4,955,478	9/1990	Rau et al.	.....	206/372	X

## OTHER PUBLICATIONS

Package Label, General Hardware Mfg. Co. Inc., street address unknown, New York, N.Y. 10013, publication date unknown.

Sell Sheet, Radnor Manufacturing, Inc., 323 Clark Street Extension, P.O. Box 400, Milldale, Conn. 06467, publication date unknown.

p. 3, Radnor Manufacturing, Inc., 323 Clark Street Extension, P.O. Box 400, Milldale, Conn. 06467, publication date unknown.

*Primary Examiner*—Louis S. Zarfes

*Assistant Examiner*—M. N. Pandozzi

*Attorney, Agent, or Firm*—Richard B. O'Planick

## [57] CLAIM

The ornamental design for a drill bit holder, as shown and described.

## DESCRIPTION

FIG. 1 is a front perspective view of a drill bit holder showing my new design;

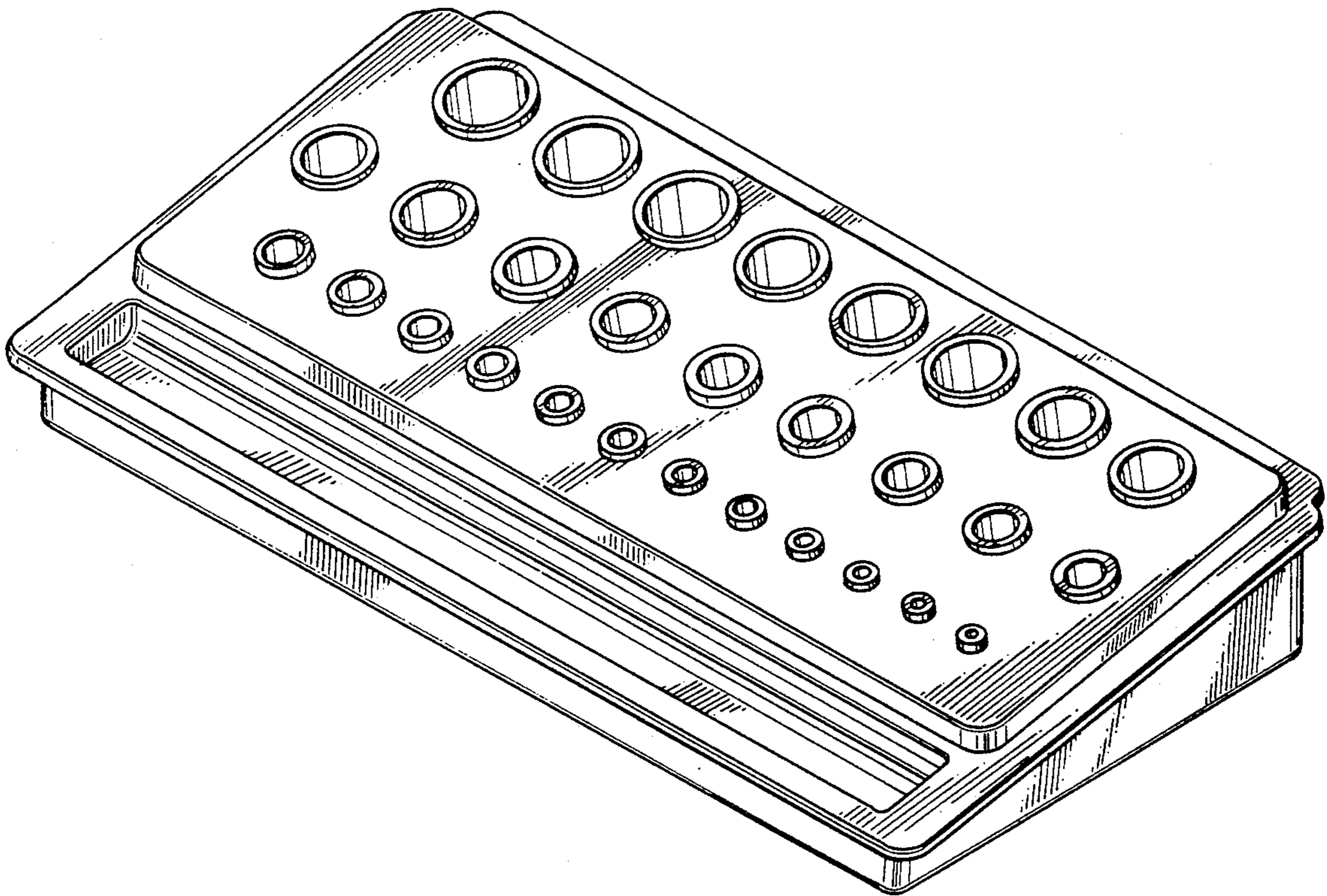
FIG. 2 is a left side elevational view, the right side elevational view being a mirror image thereof;

FIG. 3 is a front elevational view thereof;

FIG. 4 is a top plan view thereof;

FIG. 5 is a bottom plan view thereof; and

FIG. 6 is a rear elevational view thereof.





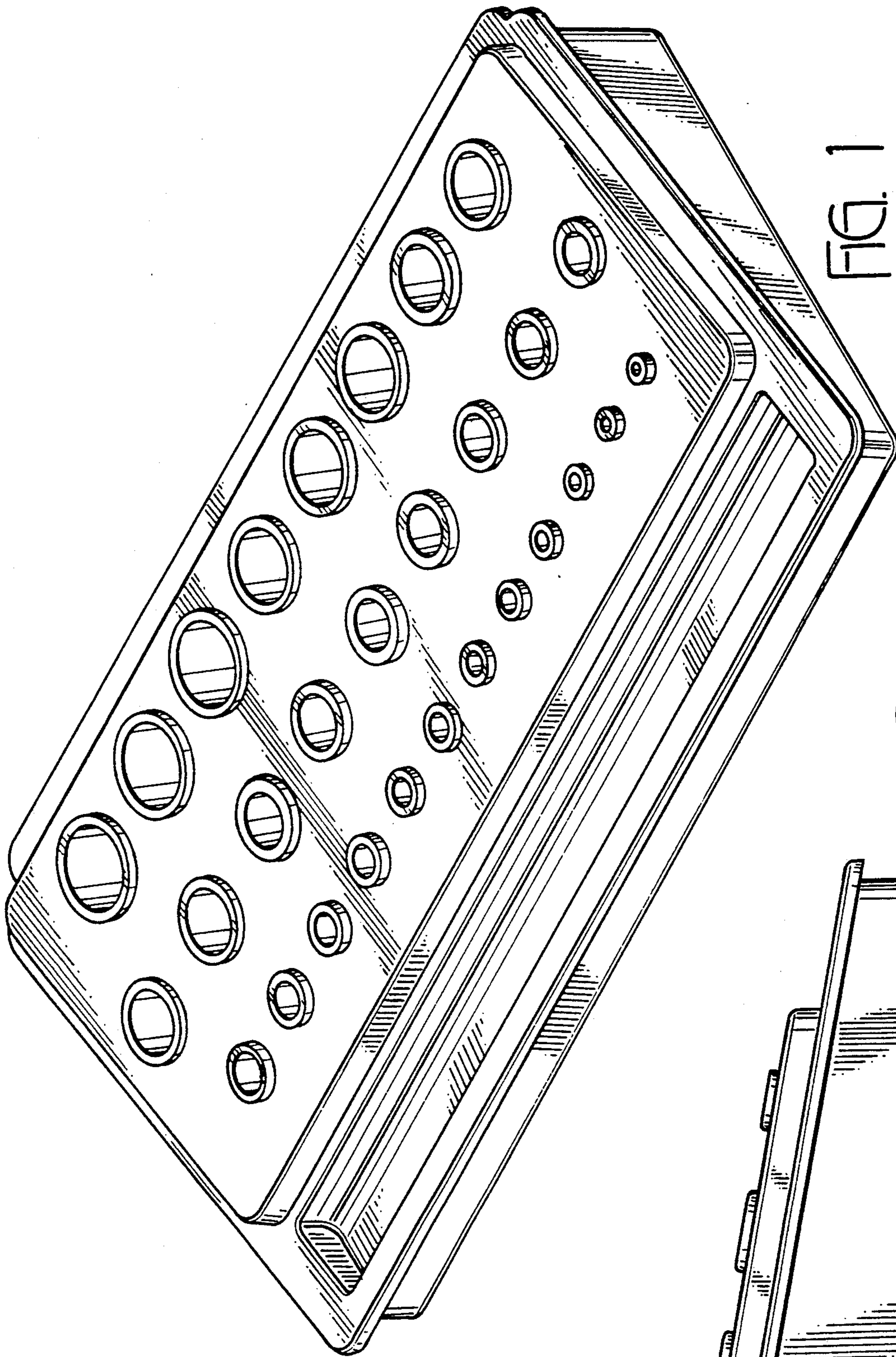


FIG. 1

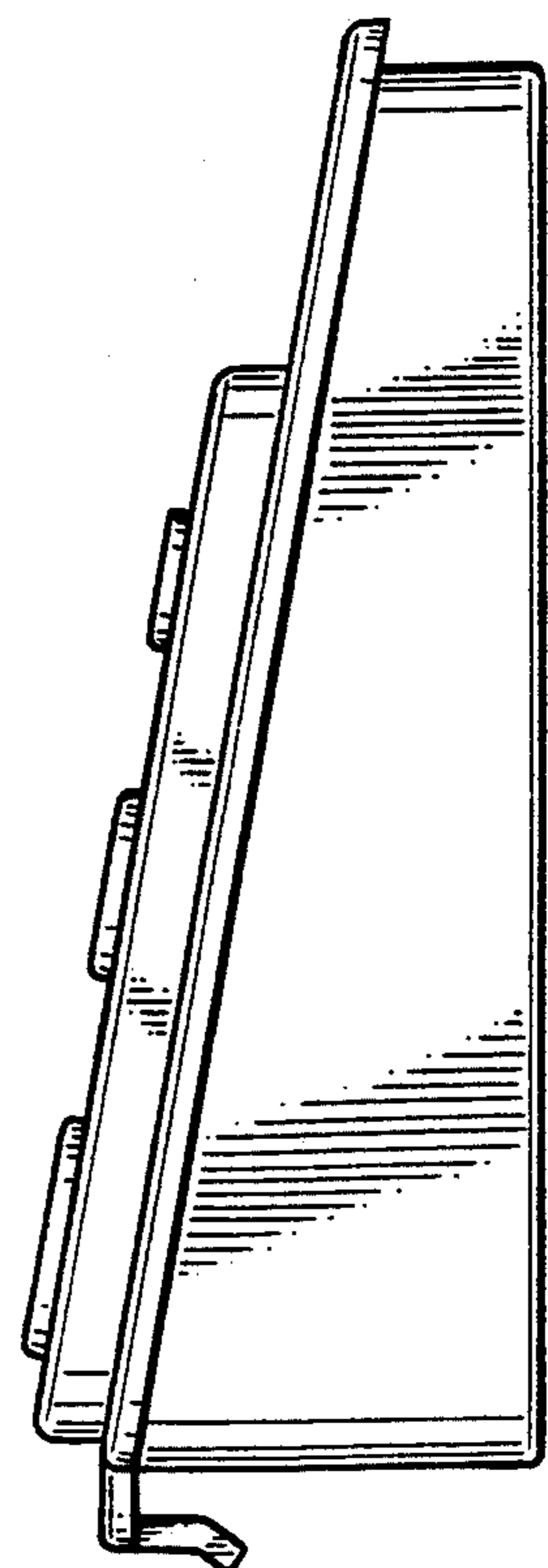


FIG. 2

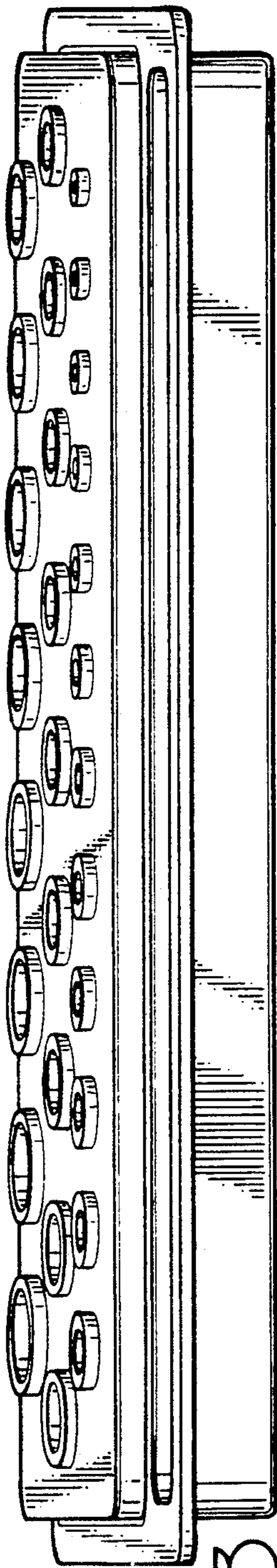


FIG. 3

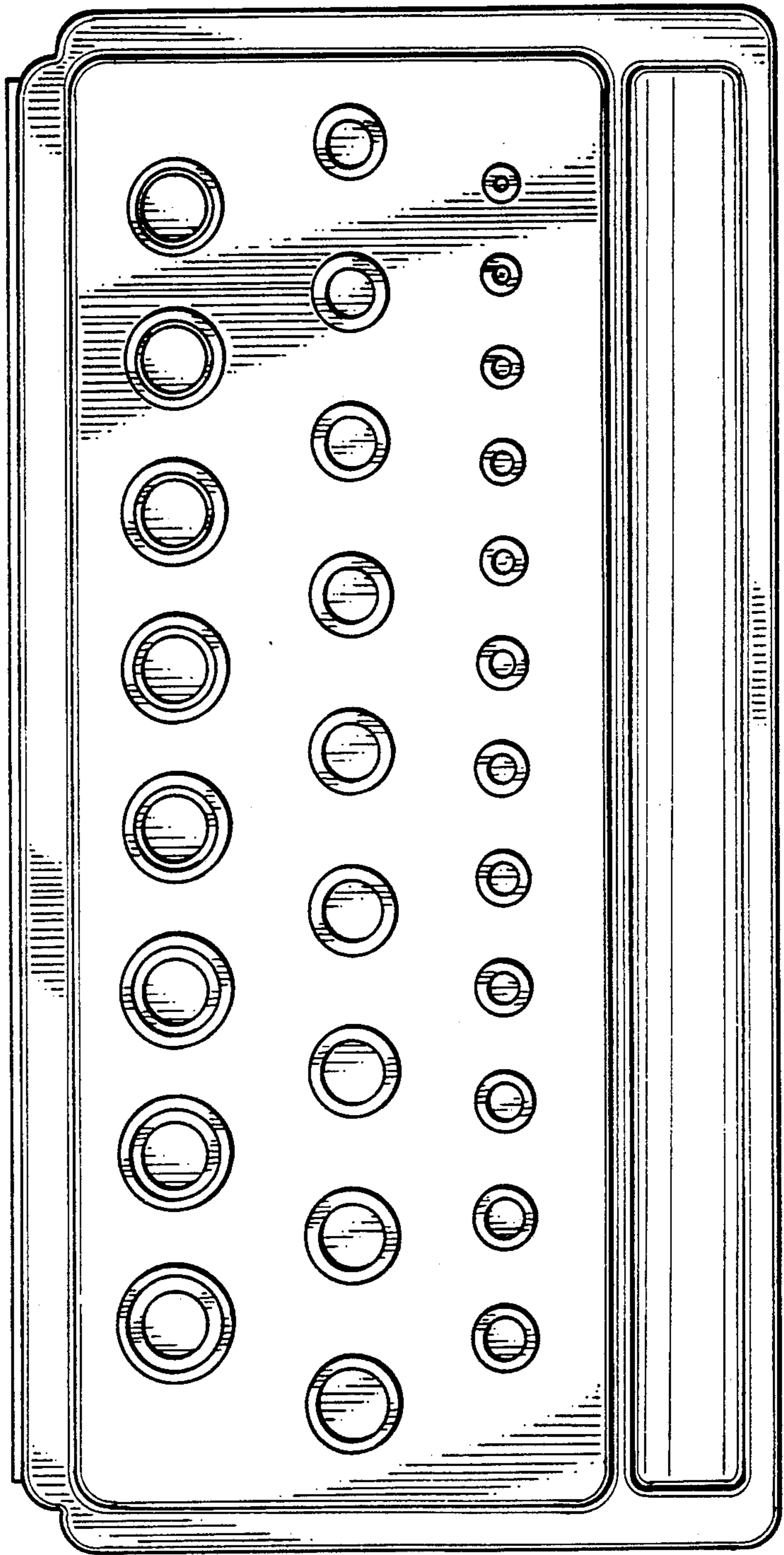


FIG. 4



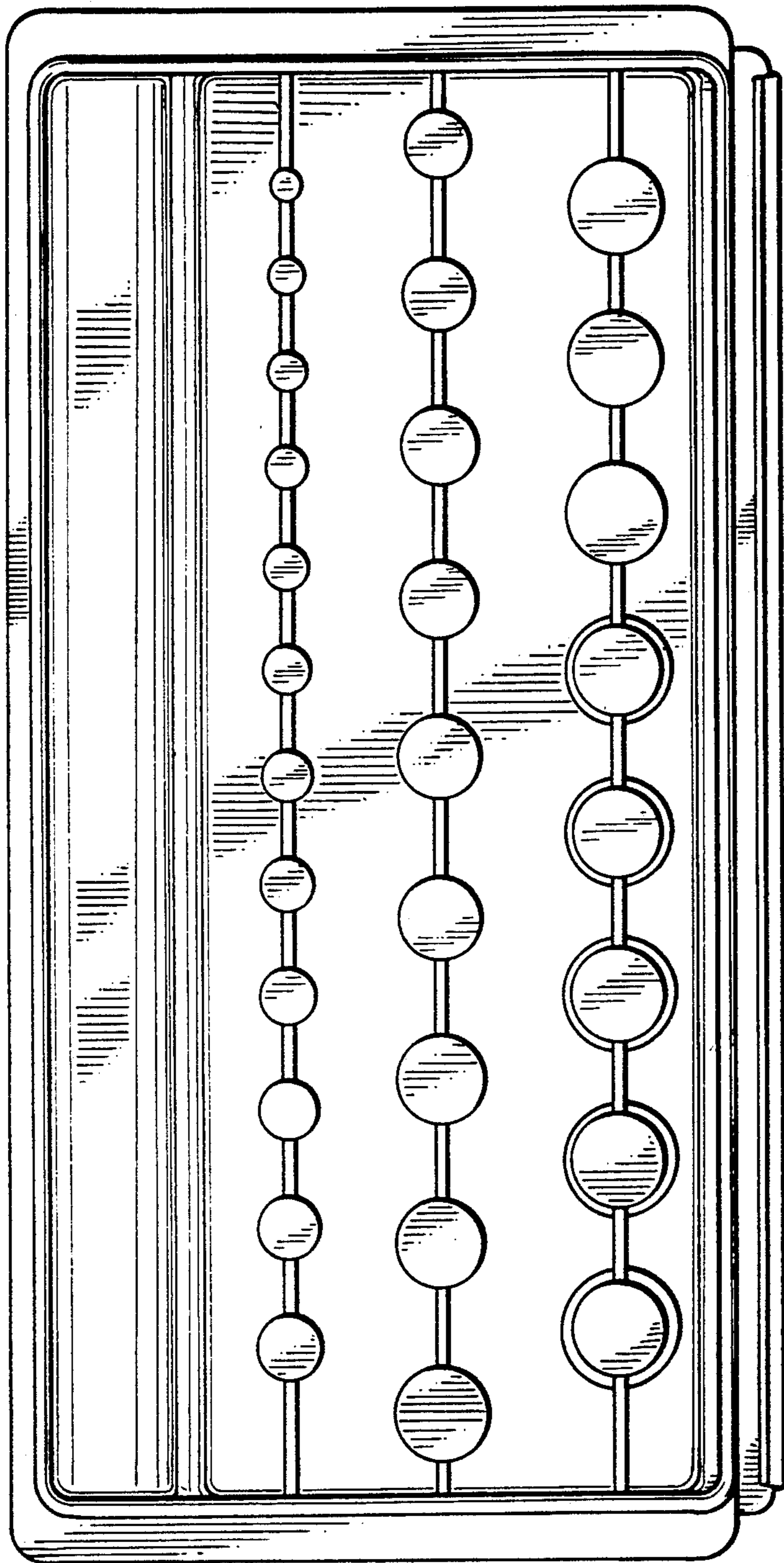


FIG. 5

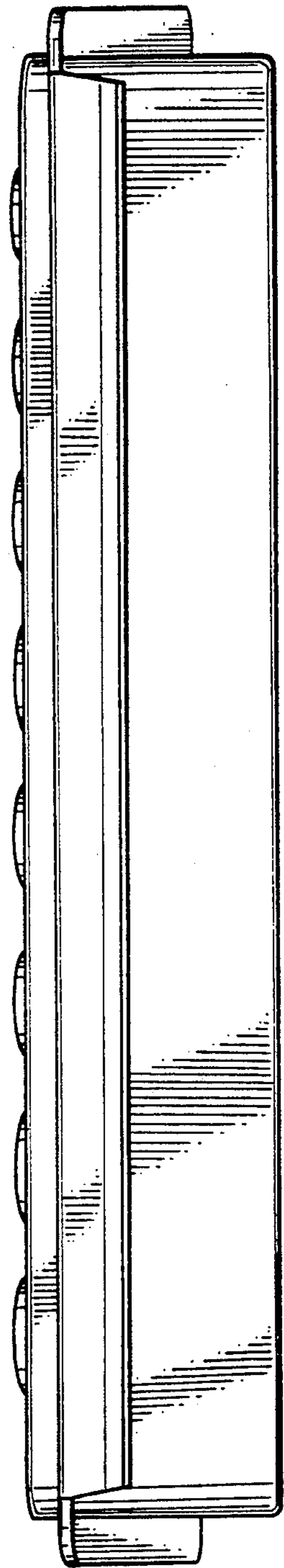


FIG. 6