



US00D323243S

United States Patent [19]

[11] Patent Number: **Des. 323,243**

Kraus

[45] Date of Patent: **** Jan. 21, 1992**

[54] **KEY HOLDER**

[75] Inventor: **Arthur M. Kraus, Weston, Canada**

[73] Assignee: **A.M.K. Investments Ltd., Ontario, Canada**

[**] Term: **14 Years**

[21] Appl. No.: **425,995**

[22] Filed: **Oct. 24, 1989**

[30] **Foreign Application Priority Data**

Jul. 21, 1989 [CA] Canada 21-07-89-4

[52] U.S. Cl. **D3/65; D11/81**

[58] Field of Search **D3/61-65; D11/1-3, 30, 43, 44, 48, 79, 81, 55; 70/456 R, 456 D, 457-461; 24/3 K**

[56] **References Cited**

U.S. PATENT DOCUMENTS

D. 279,773 7/1985 Breyer-Lindner D11/81
D. 306,938 4/1990 Overton D3/65

OTHER PUBLICATIONS

Rawlings Spring/Summer 1982 Catalog, p. 39, Item #5 upper right side of page.
Washington Capitals Brochure-Jersey Lapel Pin) 11--9-89.

Primary Examiner—A. Hugo Word
Assistant Examiner—R. T. Seifert
Attorney, Agent, or Firm—Wegner, Cantor, Mueller & Player

CLAIM

[57] The ornamental design for a key holder, as shown.

DESCRIPTION

FIG. 1 is a perspective view of a key holder showing my new design;
FIG. 2 is a front elevational view;
FIG. 3 is a rear elevational view;
FIG. 4 is a left side elevational view;
FIG. 5 is a right side elevational view;
FIG. 6 is a top plan view; and
FIG. 7 is a bottom plan view.




FIG. 1.




FIG. 2.

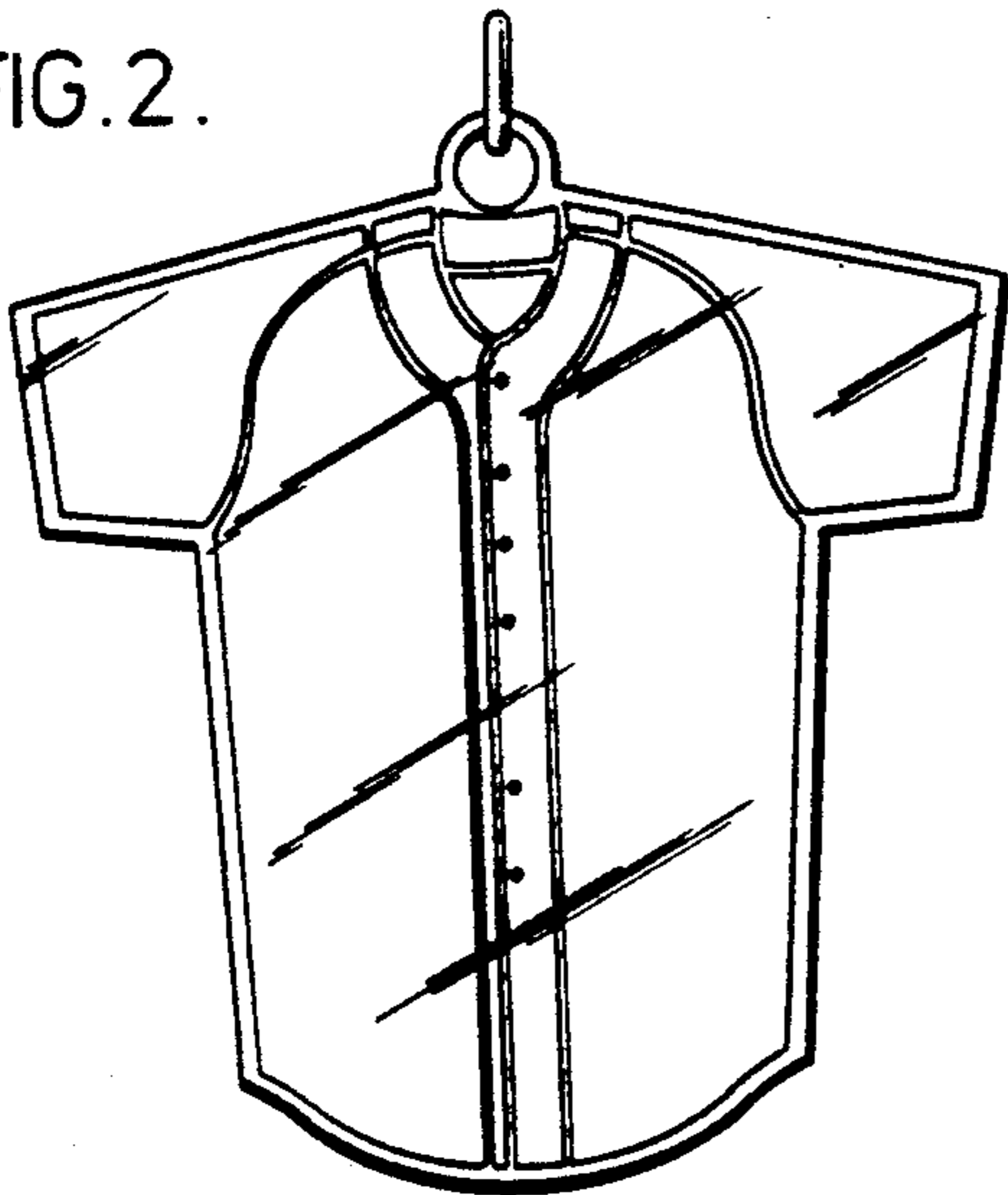


FIG. 3.

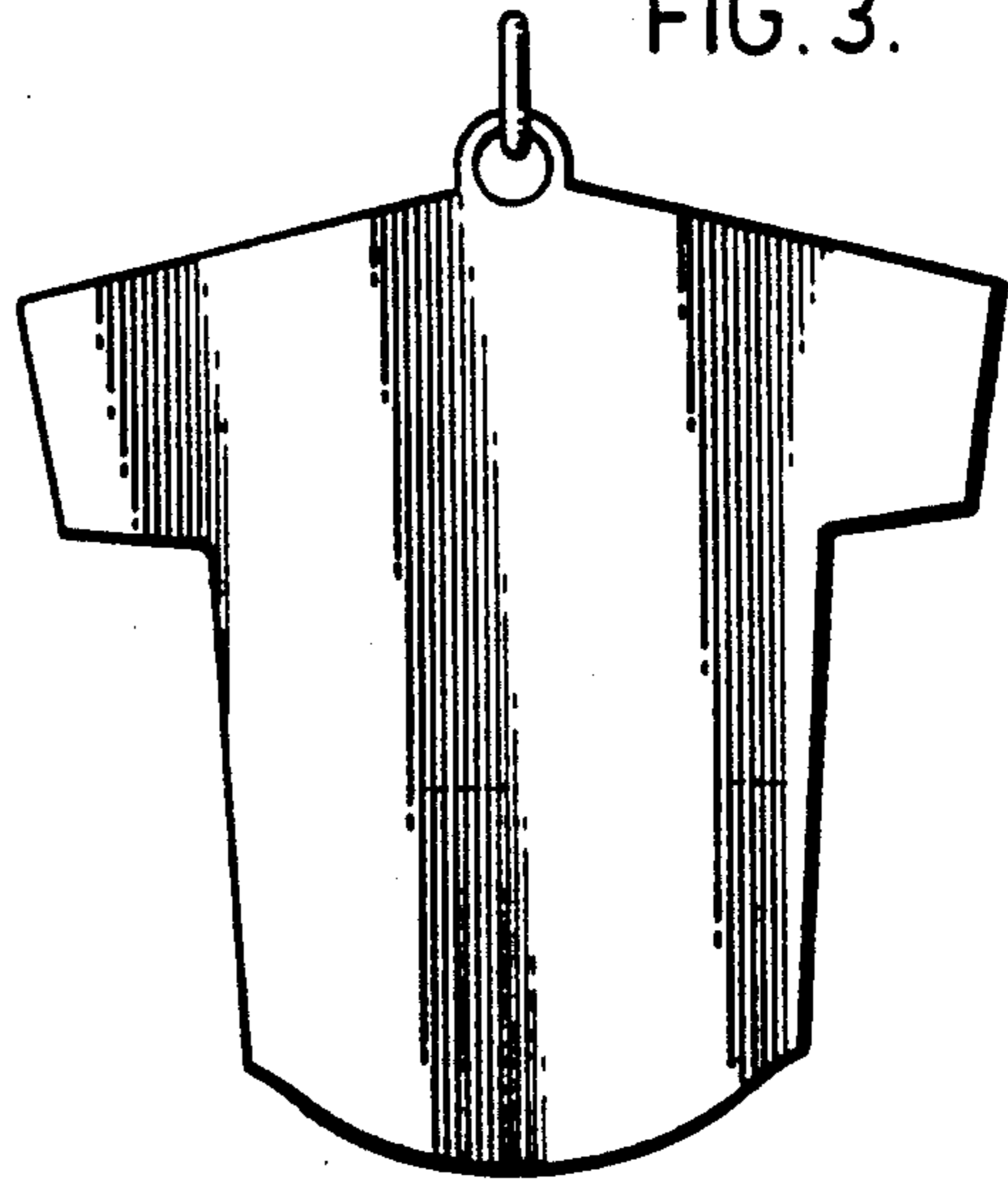


FIG. 4.



FIG. 5.



FIG. 6.



FIG. 7.

