



US00D323217S

# United States Patent [19]

[11] Patent Number: **Des. 323,217**

**Holden**

[45] Date of Patent: **\*\* Jan. 14, 1992**

[54] **ARM CAST COVER**

4,098,268 7/1978 Scott ..... 128/82

[76] Inventor: **Katherine A. Holden**, 709 Canada St.,  
Ojai, Calif. 93023

4,530,350 7/1985 Brown et al. .... 128/82

4,986,265 1/1991 Caponi ..... 128/82

[\*\*] Term: **14 Years**

*Primary Examiner*—Stella Reid

*Attorney, Agent, or Firm*—Kenneth J. Hovet

[21] Appl. No.: **388,918**

### [57] CLAIM

[22] Filed: **Aug. 3, 1989**

The ornamental design for an arm cast cover, as shown and described.

[52] U.S. Cl. .... **D24/190**

[58] Field of Search ..... D24/190, 189; 128/82,  
128/165, 846, DIG. 20; 2/167-169; D2/622,  
616-618; D29/20

### DESCRIPTION

### [56] References Cited

#### U.S. PATENT DOCUMENTS

D. 256,182 8/1980 Kupperman et al. .... D2/622  
2,187,430 1/1940 Olmstead et al. .... D24/189 X


FIG. 1 is a front end elevational view of an arm cast cover, showing my new design;

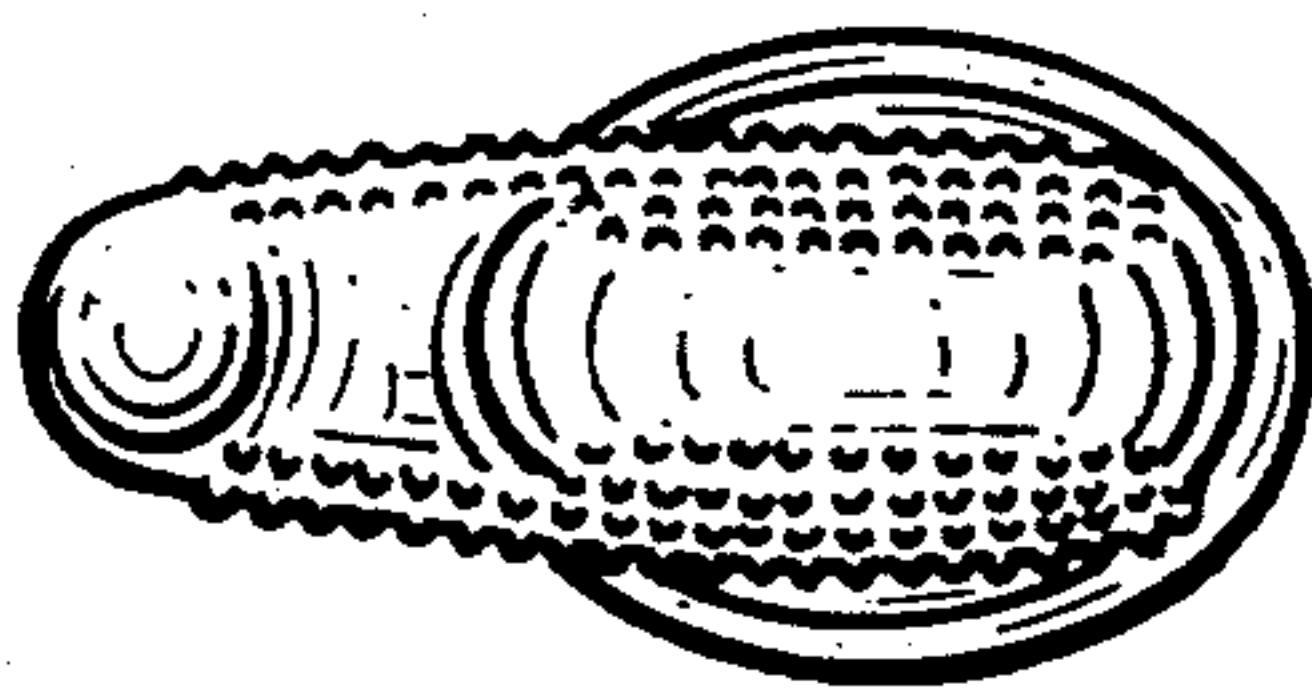
FIG. 2 is a top plan view thereof, the bottom plan view being identical;

FIG. 3 is a left side elevational view thereof;

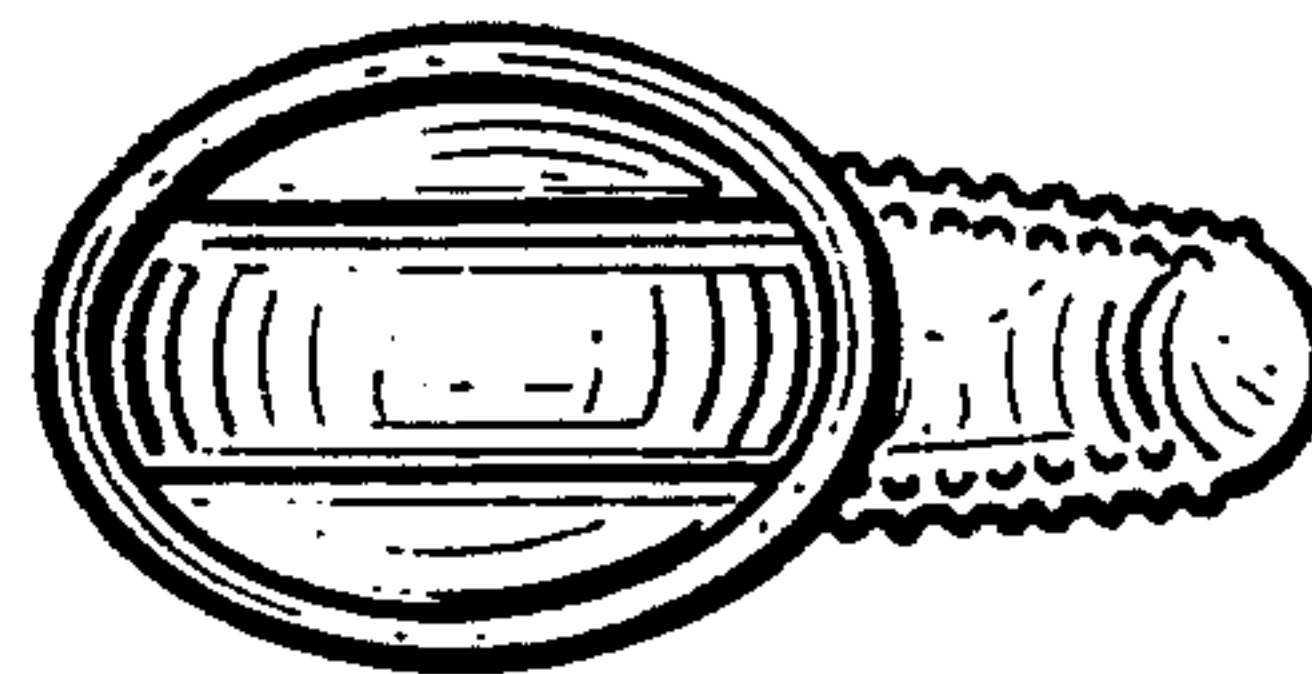
FIG. 4 is a right side elevational view thereof; and

FIG. 5 is a rear elevational view thereof.







*Fig. 1.*



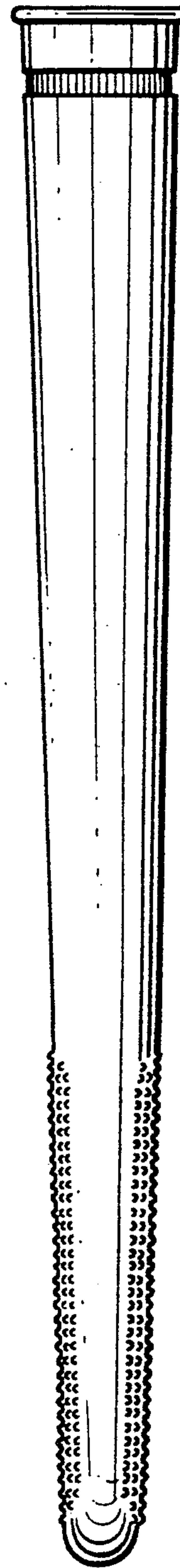
*Fig. 5.*



*Fig. 2.*



*Fig. 3.*



*Fig. 4.*