



US00D323216S

United States Patent [19]

[11] Patent Number: **Des. 323,216**

Russell et al.

[45] Date of Patent: **** Jan. 14, 1992**

[54] **COMBINED SURGICAL WRAP AND ARM SPLINT**

[56] **References Cited**

U.S. PATENT DOCUMENTS

[75] Inventors: **John P. Russell, Centerpoint; Sam Miller, Birmingham; Terry Carroll, Dora, all of Ala.**

3,256,880	6/1966	Caypinar	D24/64 X
3,724,456	4/1973	Waxman	D24/64 X
3,926,185	12/1975	Krzewinski	128/854
4,838,868	6/1989	Forgar et al.	128/877

[73] Assignee: **Infection Control Products, Inc., Gardendale, Ala.**

Primary Examiner—Stella Reid
Attorney, Agent, or Firm—George A. Bode

[**] Term: **14 Years**

[57] CLAIM

The ornamental design for a combined surgical wrap and arm splint, as shown.

[21] Appl. No.: **386,680**


DESCRIPTION

[22] Filed: **Jul. 31, 1989**

FIG. 1 is a top plan view of a combined surgical wrap and arm splint showing my new design;
FIG. 2 is a right side elevational view thereof;
FIG. 3 is a front elevational view thereof;
FIG. 4 is a bottom plan view thereof;
FIG. 5 is a left side elevational view thereof;
FIG. 6 is a rear elevational view thereof; and,
FIG. 7 is a perspective view thereof.

[52] U.S. Cl. **D24/190; D24/188; D24/189**

[58] Field of Search **D24/64, 34, 49, 99; 128/877, 854, 855, 165, DIG. 6**



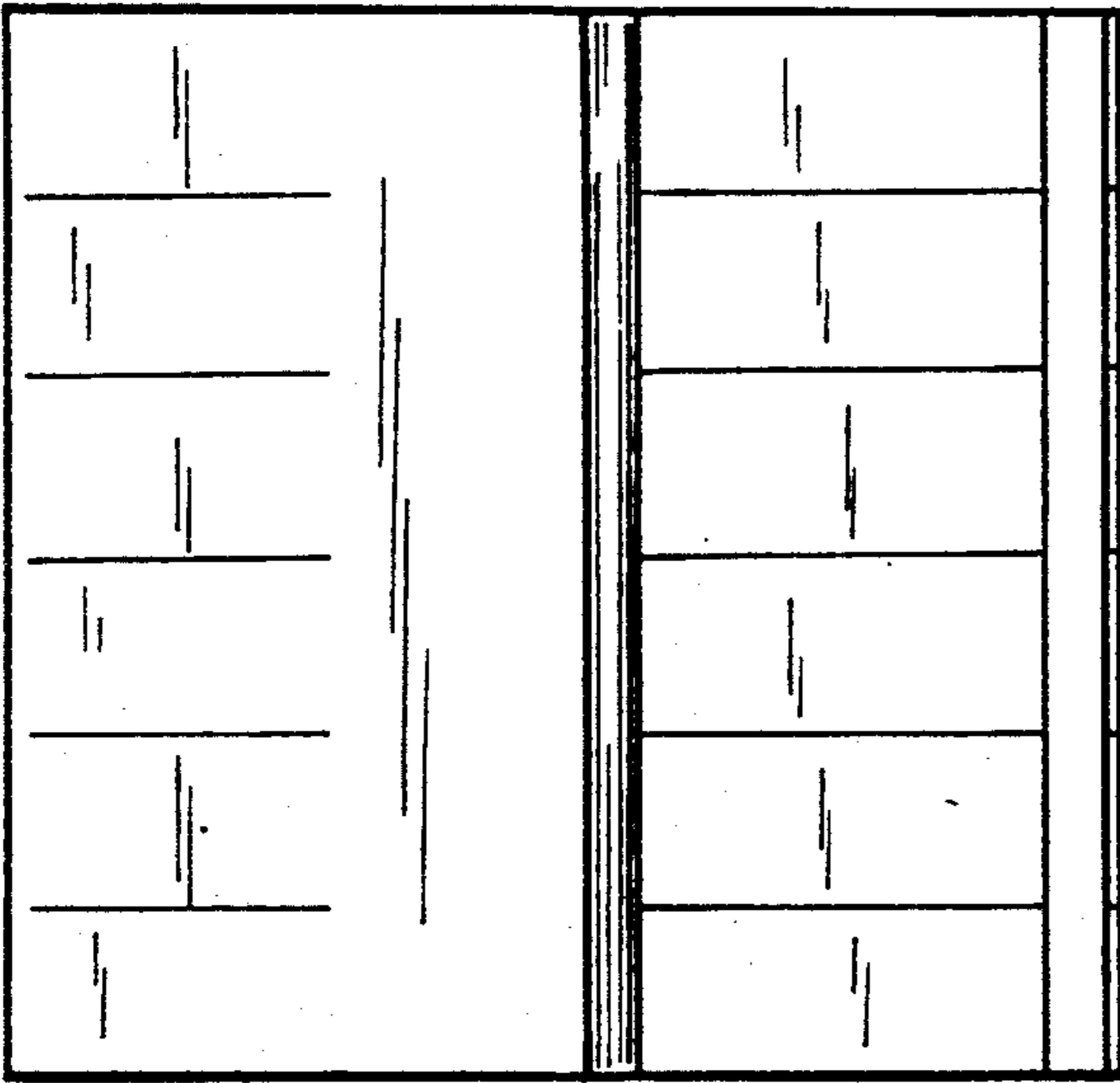


FIG. 1



FIG. 2

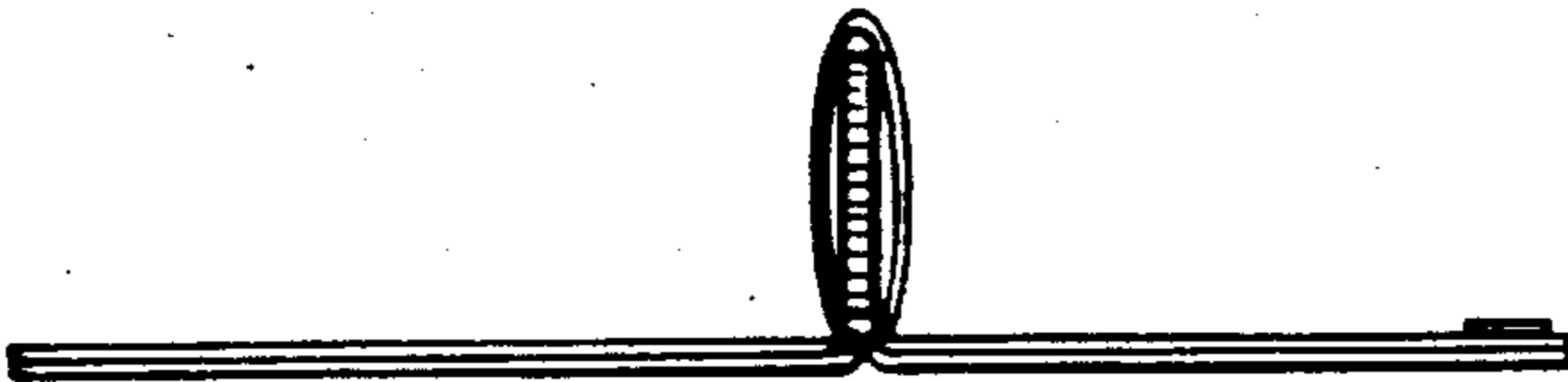


FIG. 3

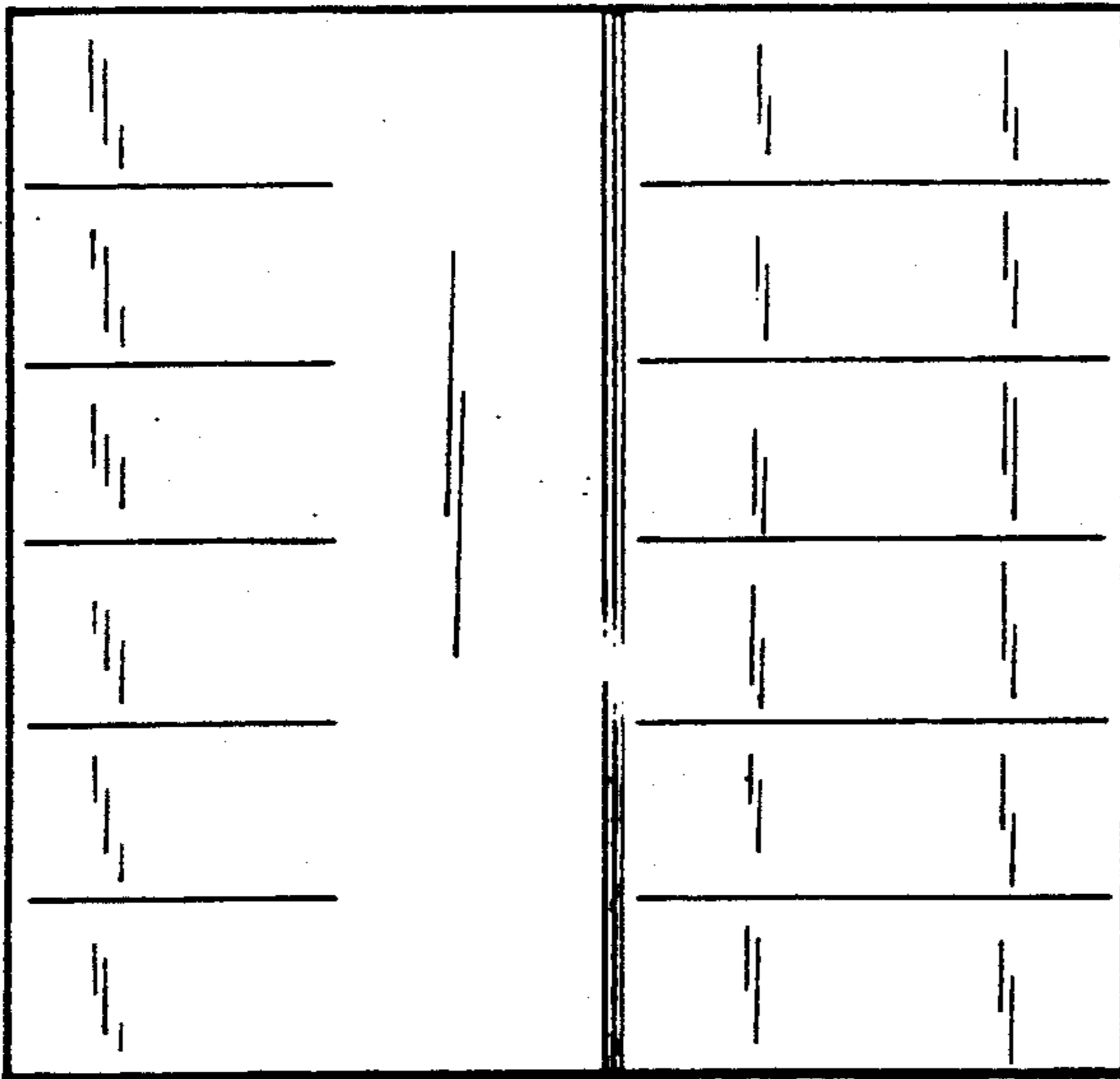


FIG. 4




FIG. 5

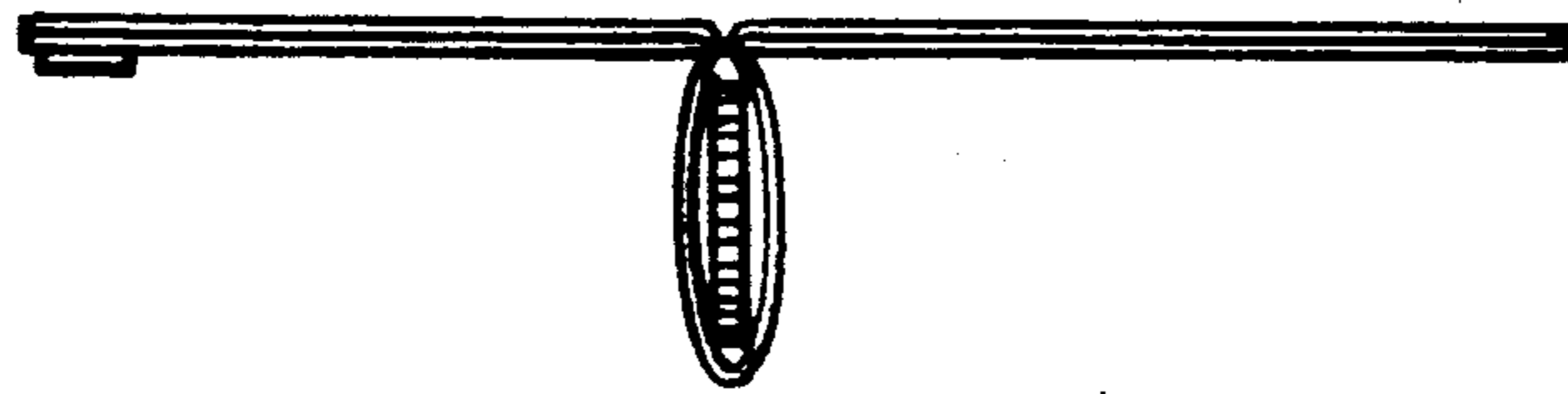


FIG. 6




FIG. 7