



US00D323214S

United States Patent [19]

[11] Patent Number: **Des. 323,214**

Carchidi

[45] Date of Patent: **** Jan. 14, 1992**

[54] **SWIVEL FORCEP SCREW DRIVER HOLDER FOR DENTAL IMPLANTS**

[75] Inventor: **Joseph E. Carchidi, Whitman, Mass.**

[73] Assignee: **ACE Surgical Supply Co., Brockton, Mass.**

[**] Term: **14 Years**

[21] Appl. No.: **330,724**

[22] Filed: **Mar. 30, 1989**

[52] U.S. Cl. **D24/143; D24/133**

[58] Field of Search **D24/27; 26; 606/205-208, 148; D8/52, 54, 55; 433/141, 159, 174, 221, 225, 215, 4**

3,709,215	6/1973	Richmond	606/205 X
3,834,026	9/1974	Klein .	
3,898,738	8/1975	Linder .	
4,177,562	12/1979	Miller et al. .	
4,189,839	2/1980	Manuel .	
4,490,116	12/1984	Deutsch et al. .	
4,655,218	4/1987	Kulik et al.	606/205 X

*Primary Examiner—Stella Reid
Attorney, Agent, or Firm—John A. Haug*

[57] CLAIM

The ornamental design for a swivel forcep screw driver holder for dental implants, as shown and described.

DESCRIPTION

FIG. 1 is a perspective view of a swivel forcep screw driver holder for dental implants, showing my new design;

FIG. 2 is a top plan view thereof;

FIG. 3 is a front elevational view thereof;

FIG. 4 is a bottom plan view thereof;

FIG. 5 is a rear elevational view thereof;

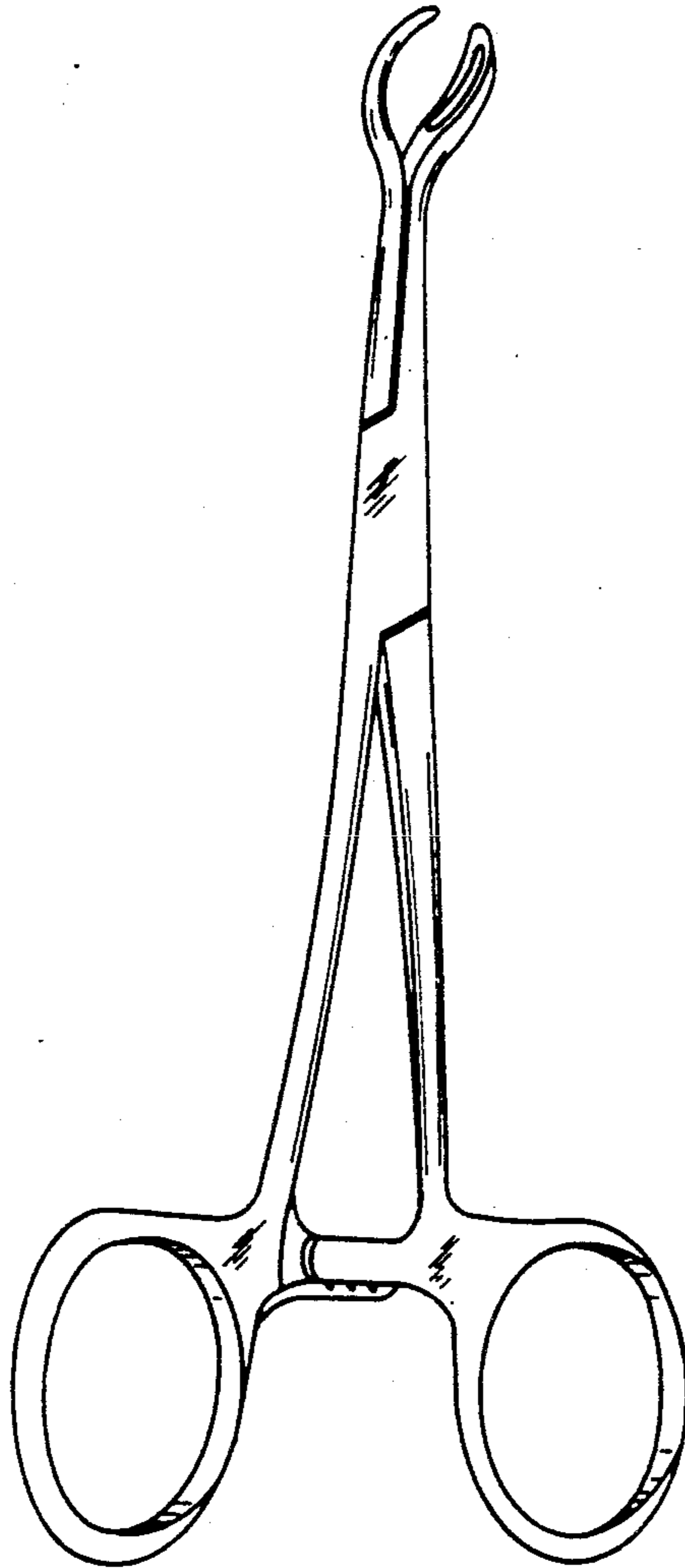
FIG. 6 is a left side elevational view thereof; and

FIG. 7 is a right side elevational view thereof.

[56] References Cited

U.S. PATENT DOCUMENTS

1,743,910	1/1930	Boatner .	
2,504,227	4/1950	Rubba .	
2,642,871	6/1953	Thuerig	606/207
3,209,753	10/1965	Hawkins et al.	D24/27 X
3,376,643	4/1968	Nealon .	



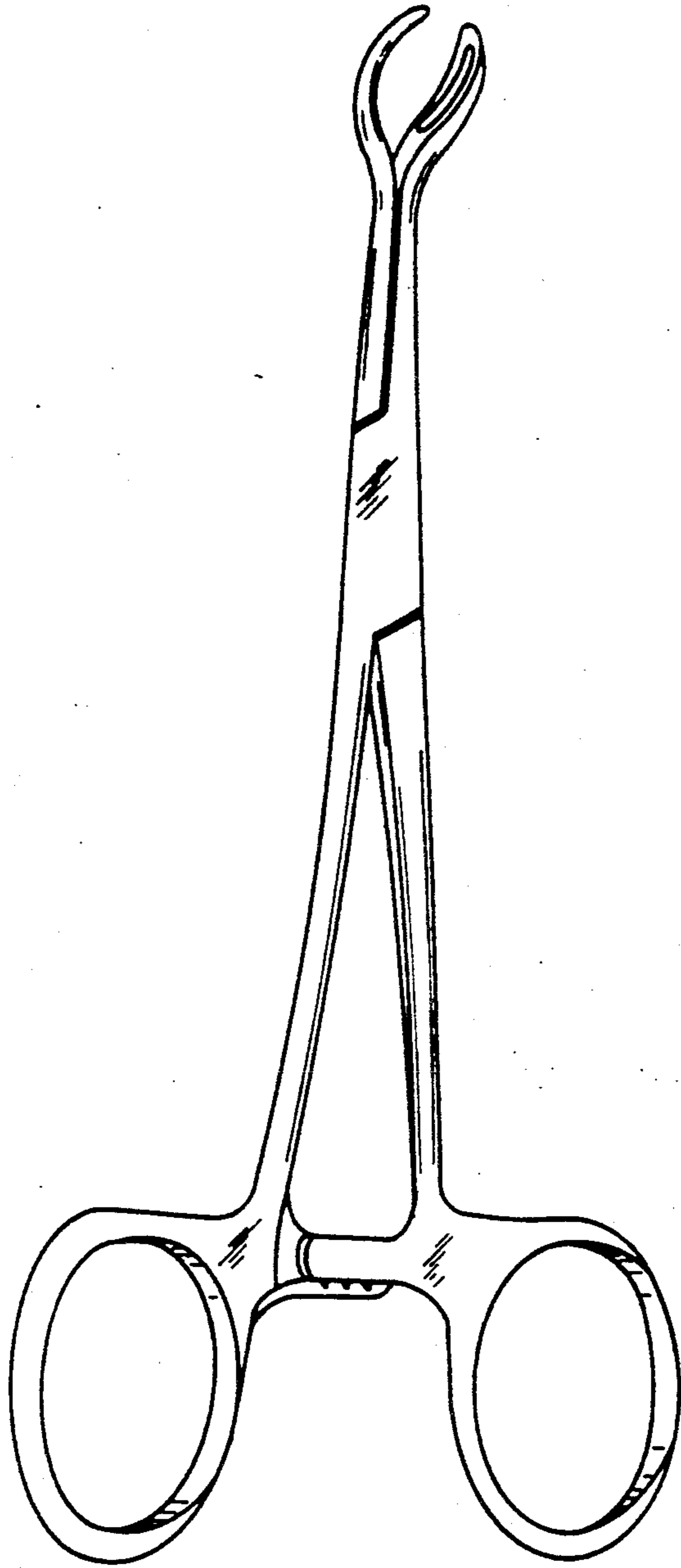


Fig. 1.



Fig. 2.

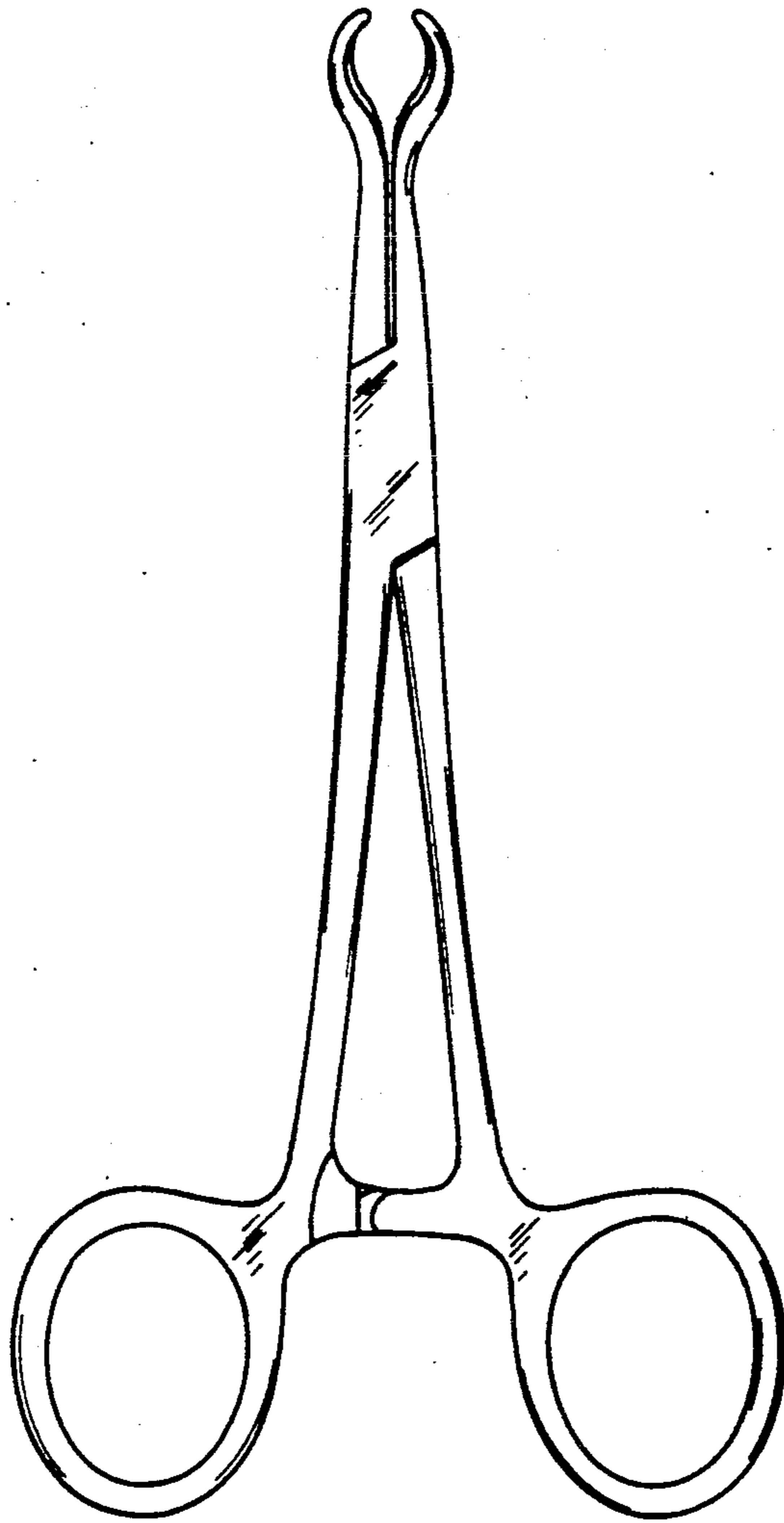


Fig. 3.



Fig. 4.




Fig. 5.




Fig. 6.

Fig. 7.