



US00D323210S

# United States Patent [19]

Wortham

[11] Patent Number: **Des. 323,210**

[45] Date of Patent: **\*\* Jan. 14, 1992**

[54] **HOUSING FOR AN AIR CLEANER  
INCORPORATING A FAN, FILTER,  
IONIZER AND PRECIPITATOR**

[75] Inventor: **Brent J. Wortham, Pasadena, Calif.**

[73] Assignee: **Tatung Company of America, Inc.,  
Long Beach, Calif.**

[\*\*] Term: **14 Years**

[21] Appl. No.: **492,877**

[22] Filed: **Mar. 13, 1990**

[52] U.S. Cl. .... **D23/364**

[58] Field of Search ..... **D23/364, 365, 366-369;  
55/472, 385.1; 422/5, 120**

[56] **References Cited**

**U.S. PATENT DOCUMENTS**

- D. 296,468 6/1988 Greubel ..... D23/366
- D. 305,929 2/1990 Ikeda et al. .... D23/364

- D. 317,043 5/1991 Glucksman et al. .... D23/364
- 4,370,300 1/1983 Mori et al. .... D23/364


*Primary Examiner*—James M. Gandy  
*Assistant Examiner*—Lisa Lichtenstein


[57] **CLAIM**

The ornamental design for a housing for an air cleaner incorporating a fan, filter, ionizer and precipitator, as shown and described.


**DESCRIPTION**

FIG. 1 is a front and right side perspective view of a housing for an air cleaner incorporating a fan, filter, ionizer, and precipitator, showing my new design; FIG. 2 is an enlarged front elevation view thereof; FIG. 3 is an enlarged right side elevation view thereof, the left side being a mirror image of that shown; FIG. 4 is an enlarged rear elevation view thereof; FIG. 5 is an enlarged top plan view thereof; and FIG. 6 is an enlarged bottom plan view thereof.






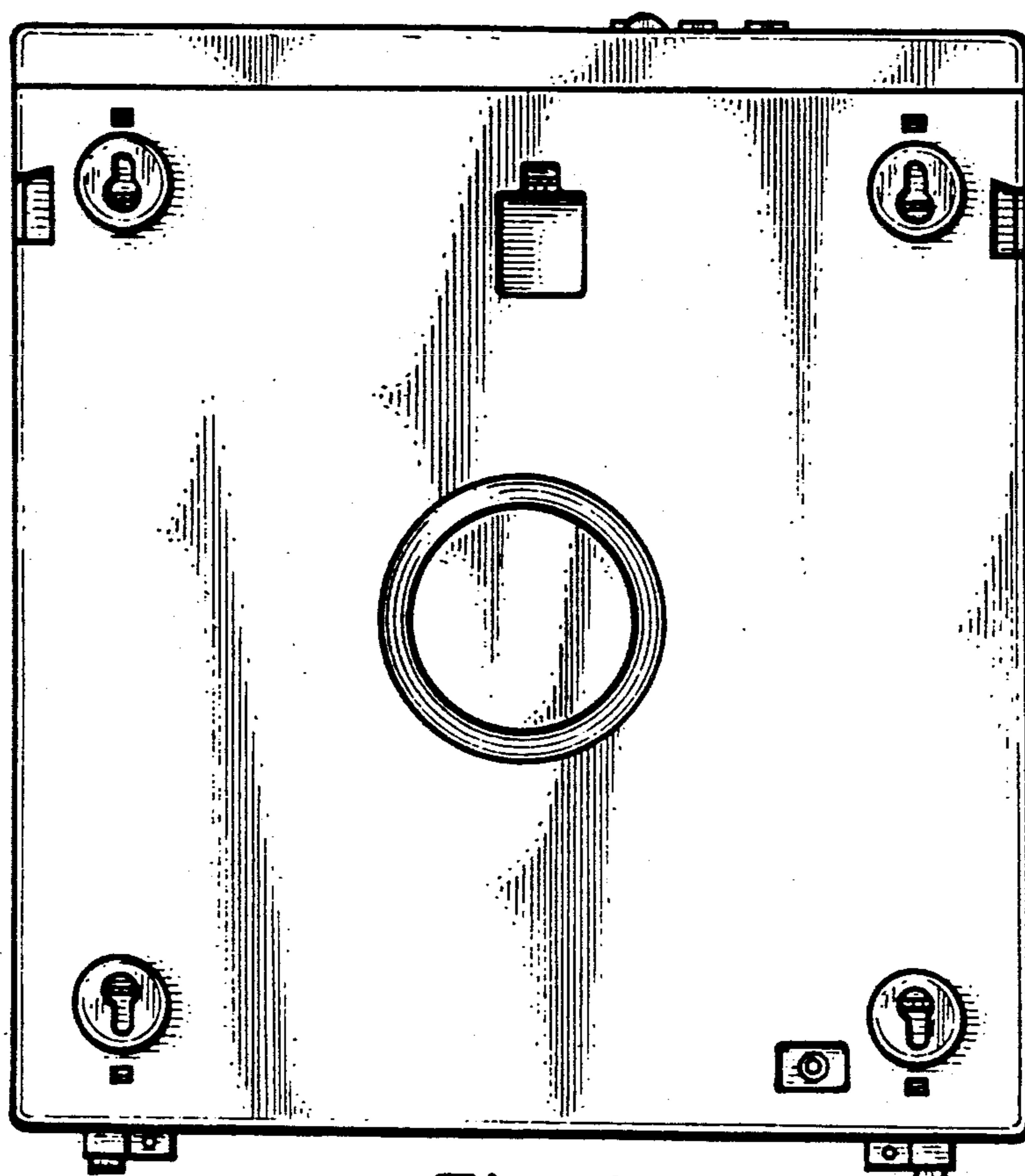
*Fig. 1.*



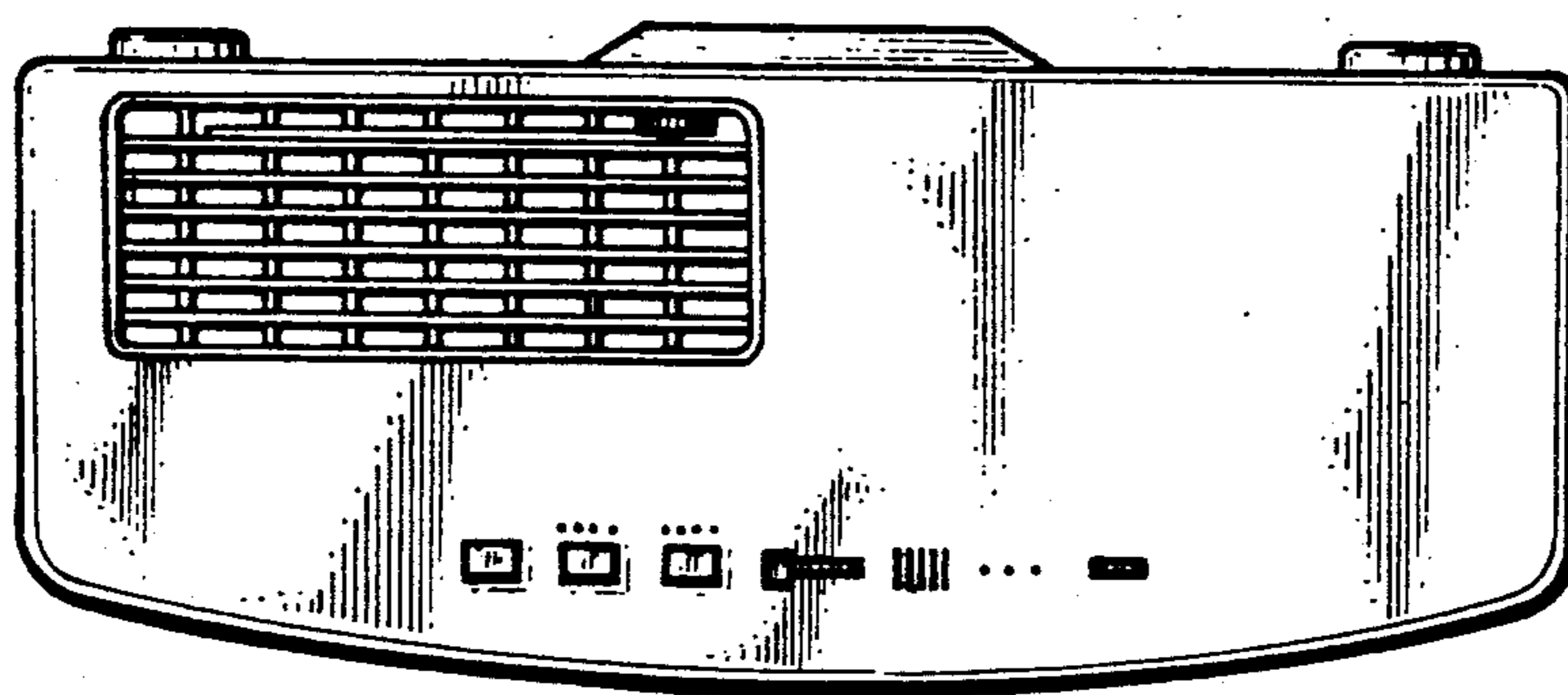
*Fig. 2.*



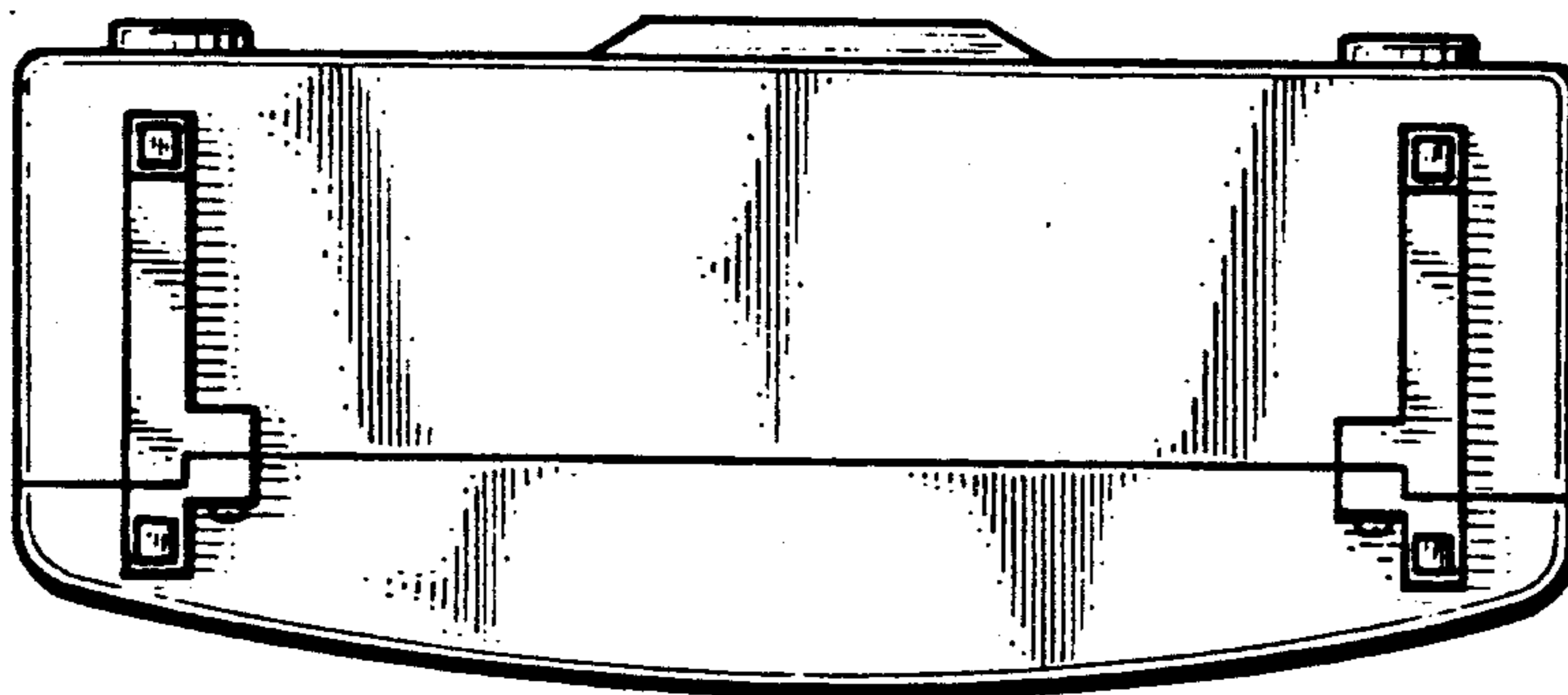
*Fig. 3.*



*Fig. 4.*



*Fig. 5.*



*Fig. 6.*