



US00D323209S

United States Patent [19]

Fukumoto et al.

[11] Patent Number: **Des. 323,209**

[45] Date of Patent: **** Jan. 14, 1992**

[54] AIR CONDITIONER

[75] Inventors: **Tohru Fukumoto, Yokohama;**
Takuma Watanabe, Kanagawa, both
of Japan

[73] Assignee: **Kabushiki Kaisha Toshiba,**
Kanagawa, Japan

[**] Term: **14 Years**

[21] Appl. No.: **351,162**

[22] Filed: **May 12, 1989**

[30] Foreign Application Priority Data

Nov. 29, 1988 [JP] Japan 63-46248

[52] U.S. Cl. **D23/351**

[58] Field of Search **D23/351, 354, 353;**
98/40.05, 40.12, 40.14; 165/53; 62/DIG. 16

[56] References Cited

U.S. PATENT DOCUMENTS

4,702,087 10/1987 Nakajima et al. 62/DIG. 16

FOREIGN PATENT DOCUMENTS

254334 10/1988 Japan 165/53

Primary Examiner—James M. Gandy
Assistant Examiner—Lisa Lichtenstein
Attorney, Agent, or Firm—Banner, Birch, McKie &
Beckett

[57] CLAIM

The ornamental design for an air conditioner, as shown and described.

DESCRIPTION

FIG. 1 is a front, top, and right side perspective view of an air conditioner showing our new design, with the louvers in open position;

FIG. 2 is an enlarged front elevation view thereof with the louvers in closed position;

FIG. 3 is an enlarged top plan view thereof, with the louvers in closed position;

FIG. 4 is an enlarged left side elevation view thereof, with the louvers in closed position;

FIG. 5 is an enlarged right side elevation view thereof, with the louvers in closed position; and

FIG. 6 is an enlarged rear elevation view thereof.

The bottom plan view is a mirror image of the top plan view.

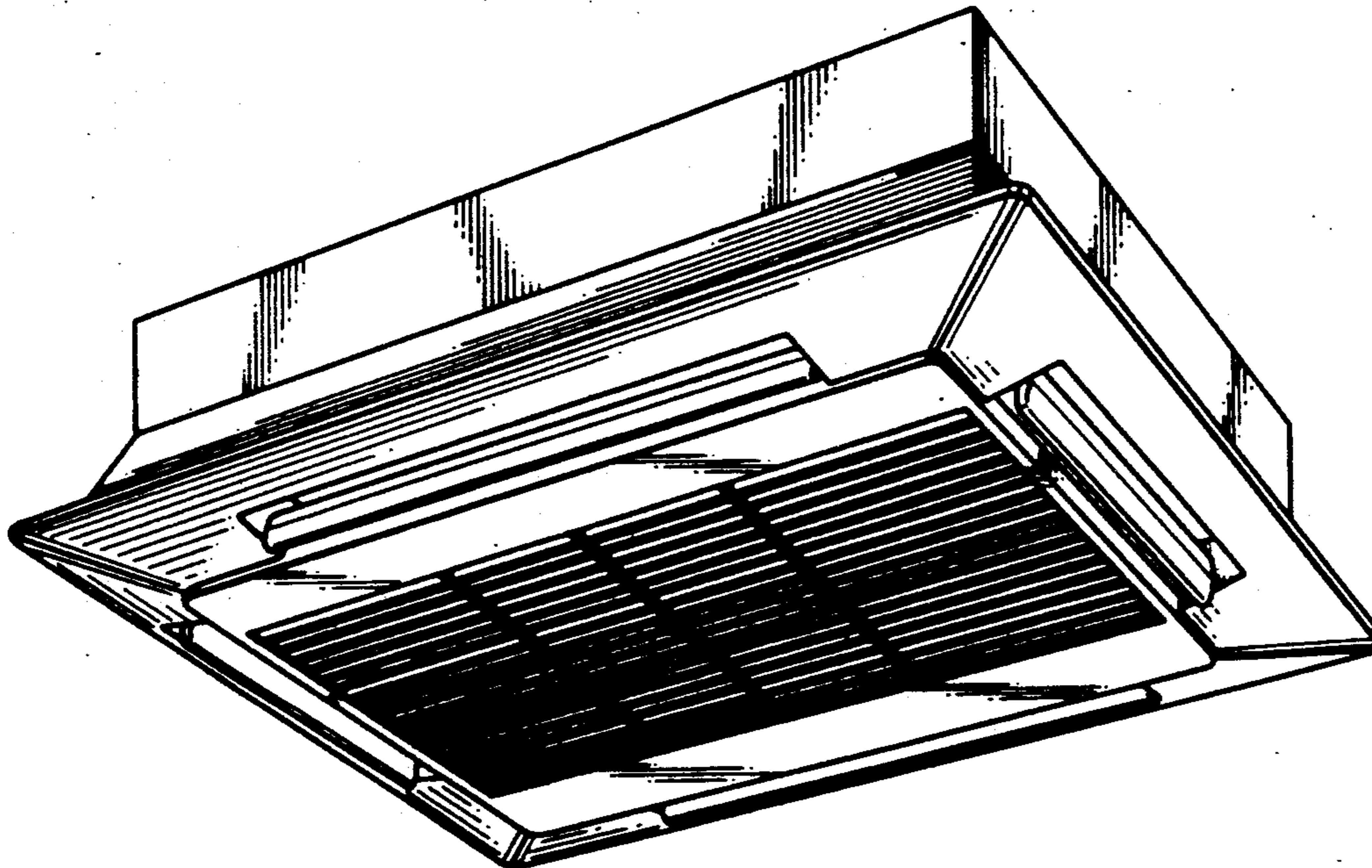


FIG. 1




FIG. 2

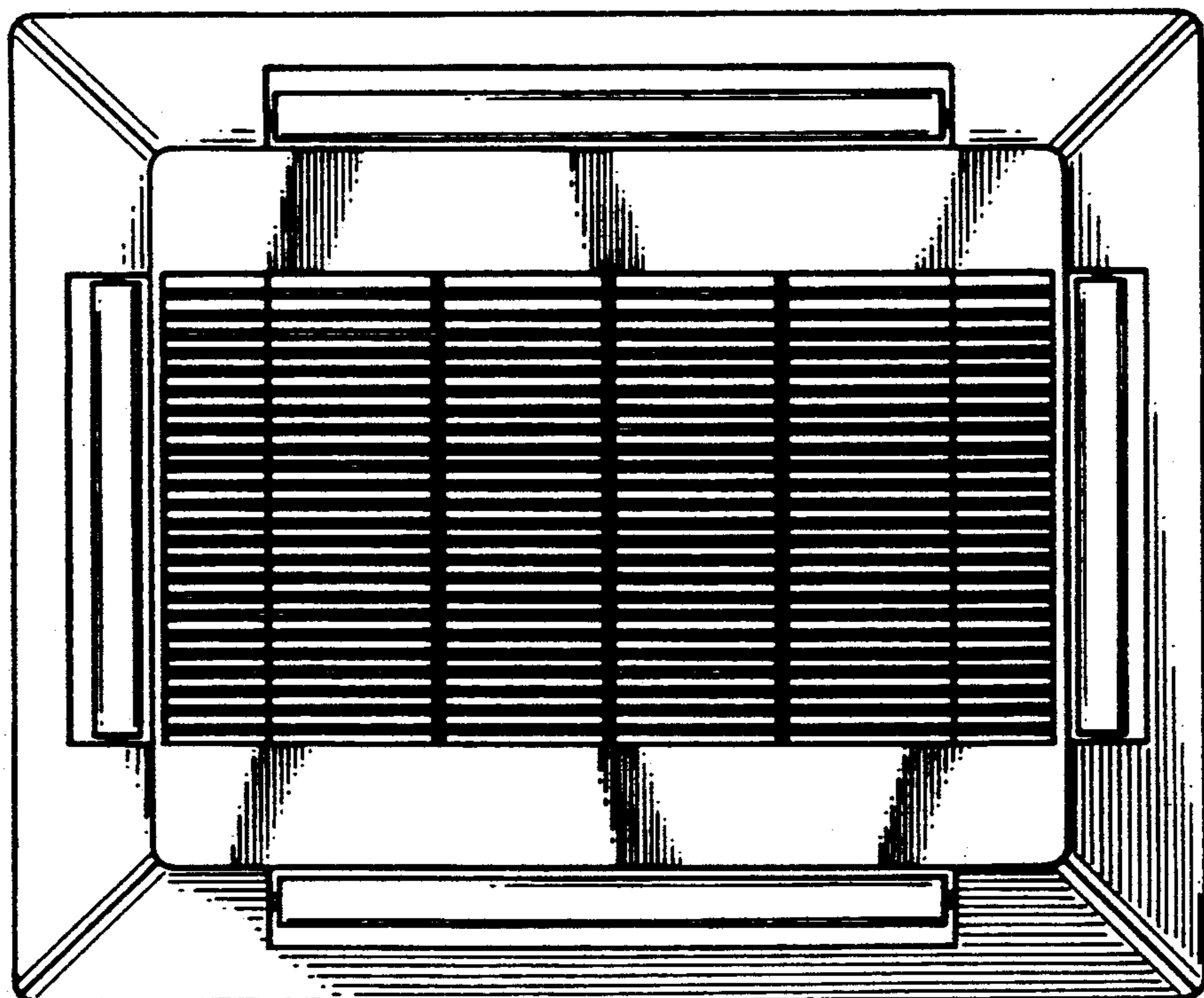


FIG.3




FIG.4




FIG.5

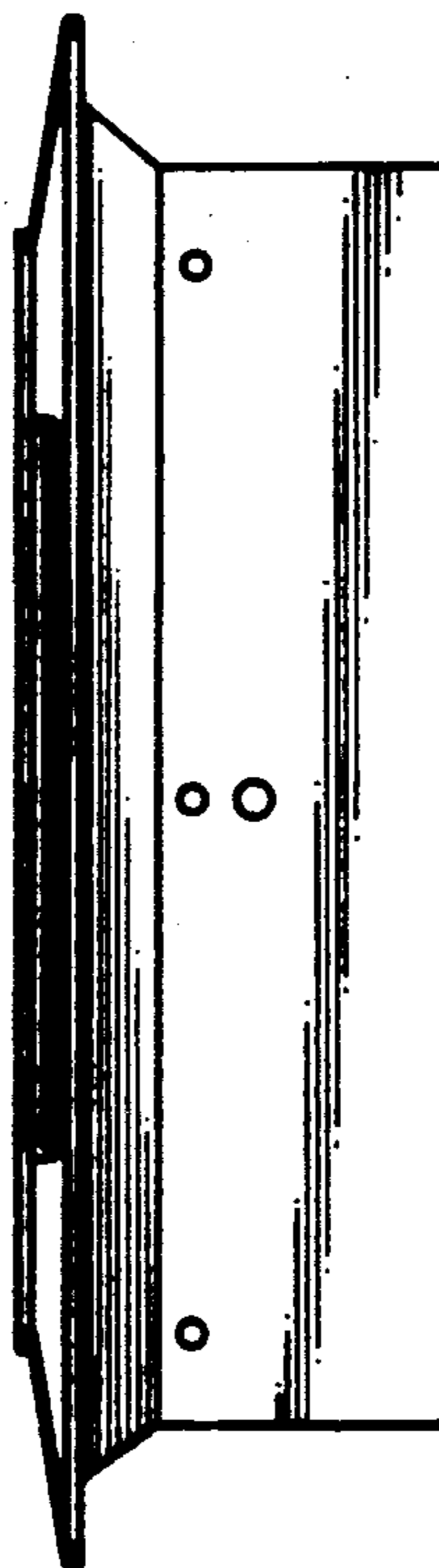


FIG. 6

