



US00D323200S

# United States Patent [19]

[11] Patent Number: **Des. 323,200**

Mermillod

[45] Date of Patent: **\*\* Jan. 14, 1992**

[54] **TOE PIECE FOR CROSS COUNTRY SKI BINDING**

D. 299,734 2/1989 Sedlmair ..... D21/230

[75] Inventor: **Jean-Francois Mermillod, Grand Bornand, France**

[73] Assignee: **Salomon S.A., France**

[\*\*] Term: **14 Years**

[21] Appl. No.: **351,819**

[22] Filed: **May 11, 1989**

[30] **Foreign Application Priority Data**

Nov. 11, 1988 [EP] European Pat. Off. .... DM/012 162

Feb. 6, 1989 [EP] European Pat. Off. .... DM/012 767

[52] U.S. Cl. .... **D21/230**

[58] Field of Search ..... **D21/230; D6/552; 273/DIG. 30; 280/809, 814, 815, 816**

[56] **References Cited**

**U.S. PATENT DOCUMENTS**

D. 209,762	1/1968	Jahnstrasse .....	D21/230
D. 212,955	12/1968	Berlenbach .....	D21/230
D. 238,795	2/1976	Hashioka .....	D21/230
D. 238,890	2/1976	Hashioka .....	D21/230
D. 239,190	3/1976	Weinstein .....	D21/230
D. 274,077	5/1984	Segers et al. ....	D21/230
D. 280,435	9/1985	Schultes et al. ....	D21/230

**OTHER PUBLICATIONS**

Ski Magazine, Dec. 1987, p. 34, bottom right.

Ski Magazine, Nov. 1987, p. 35, bottom.

*Primary Examiner*—Bernard Ansher

*Assistant Examiner*—R. Barkai

*Attorney, Agent, or Firm*—Sandler, Greenblum & Bernstein

[57] **CLAIM**

The ornamental design for a toe piece for cross country ski binding, as shown and described.

**DESCRIPTION**

FIG. 1 is a front perspective view of a toe piece for cross country ski binding showing my new design, the dashed line showing of the elongated rib is for illustrative purposes only and forms no part of the claimed design;

FIG. 2 is a right side elevational view thereof;

FIG. 3 is a left side elevational view thereof;

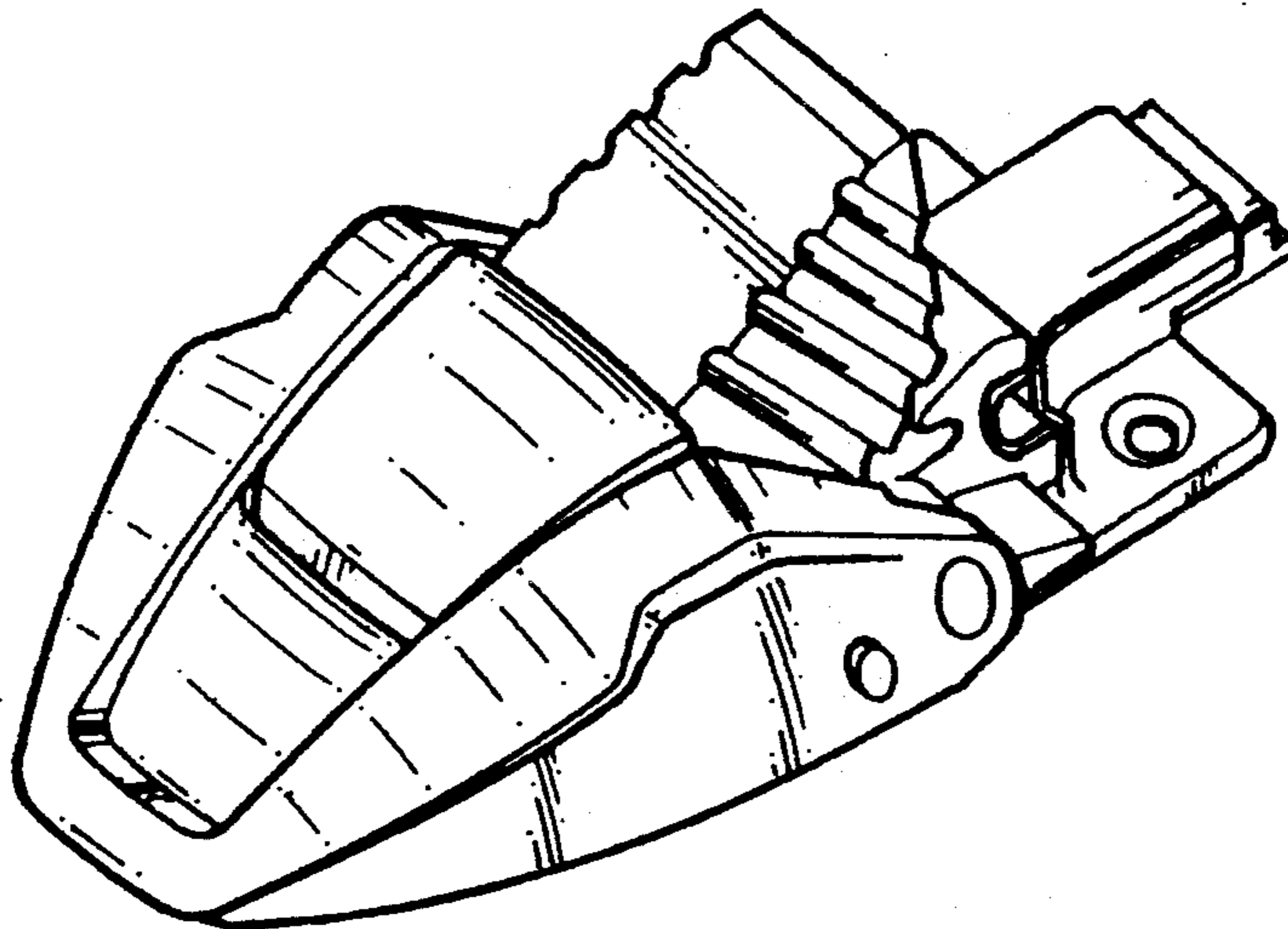
FIG. 4 is a front elevational view thereof;

FIG. 5 is a rear elevational view thereof;

FIG. 6 is a top plan view thereof;

FIG. 7 is a left side perspective view thereof; and

FIG. 8 is a bottom plan view thereof.



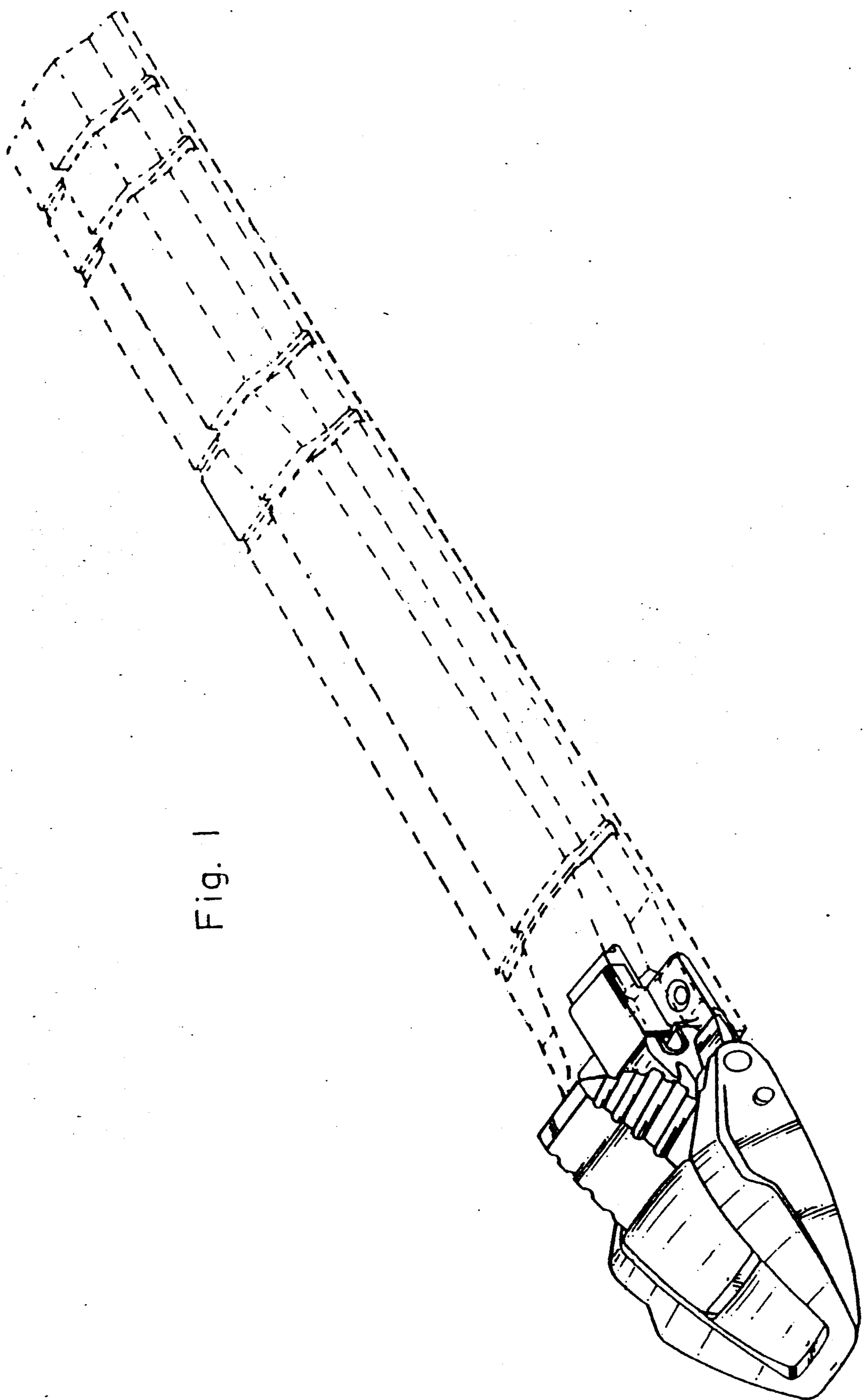


Fig. 1

Fig. 2




Fig. 4





Fig. 3



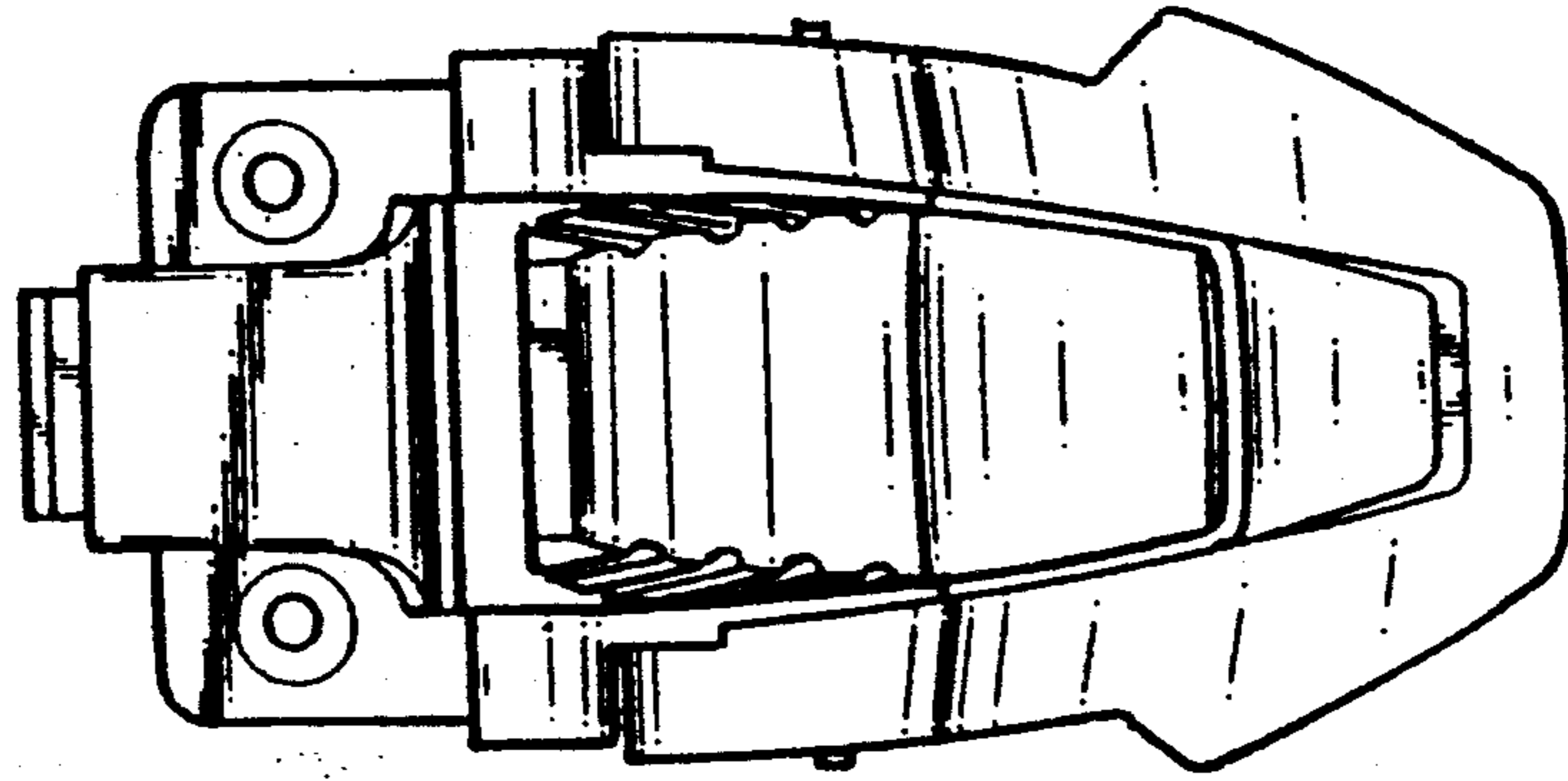


Fig. 6




Fig. 5

Fig. 7

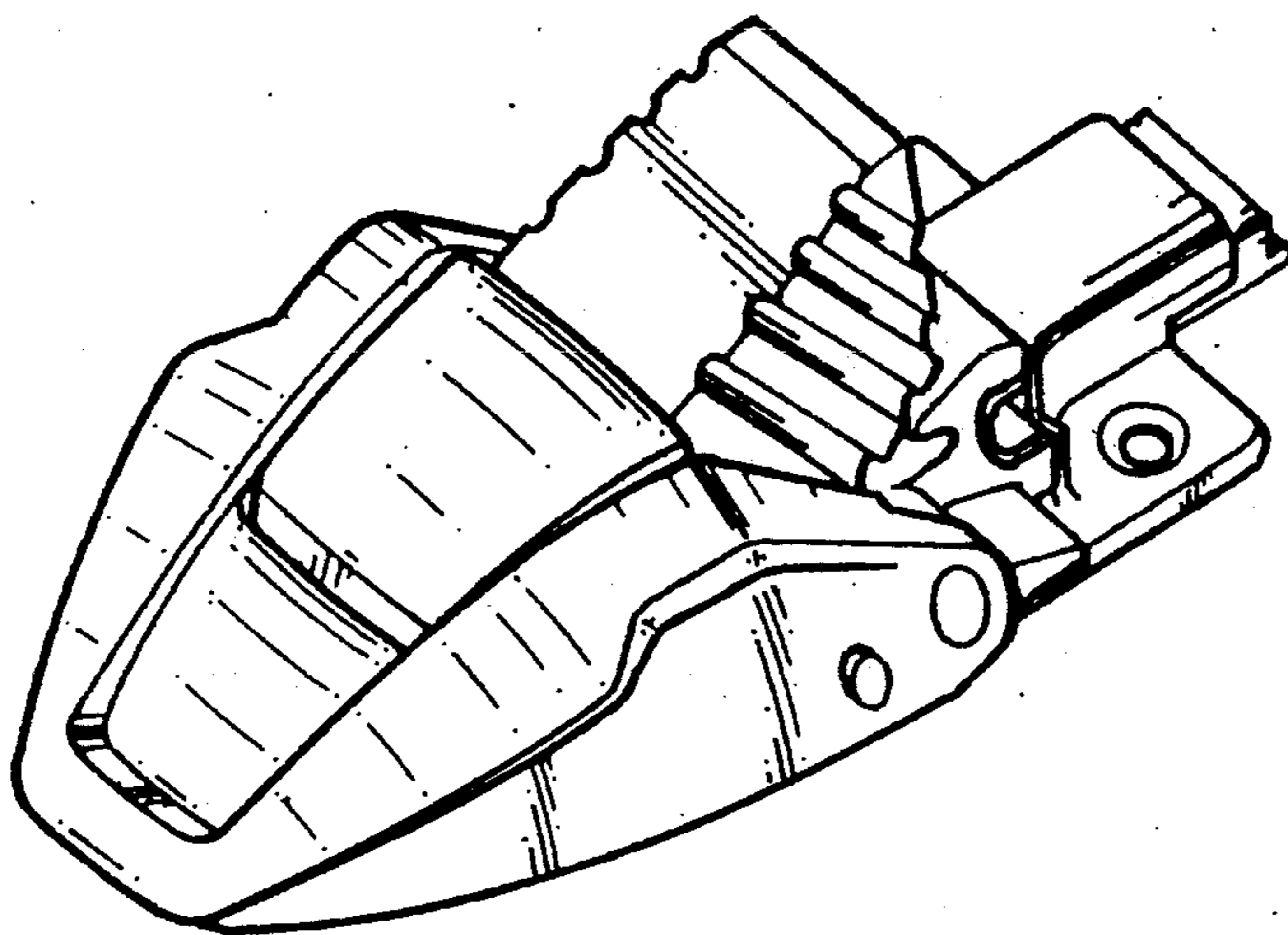


Fig. 8

