



US00D323193S

United States Patent [19]

[11] Patent Number: **Des. 323,193**

Litwicki

[45] Date of Patent: **** Jan. 14, 1992**

[54] TOY CAR

[75] Inventor: **Mary K. Litwicki, Dallas, Tex.**

[73] Assignee: **Spang & Co., Butler, Pa.**

[**] Term: **14 Years**

[21] Appl. No.: **478,166**

[22] Filed: **Feb. 9, 1990**

[52] U.S. Cl. **D21/78**

[58] Field of Search **D21/71, 75, 76, 78, D21/80, 81, 136, 137; D12/91, 92; 280/87.021, 87.01, 47.34, 47.371, 296, 177**

[56] **References Cited**

U.S. PATENT DOCUMENTS

- D. 111,248 9/1938 Forman 280/87.01
- D. 236,607 9/1975 Bundschuh D12/91
- D. 242,701 12/1976 Viniegra D12/91
- D. 264,608 5/1982 Mariol D21/78

OTHER PUBLICATIONS

- Sears Catalog 1981 p. 599#2.
- Sears Catalog 1985 p. 4-5 #2.

Primary Examiner—Bernard Ansher
Assistant Examiner—R. Barkai

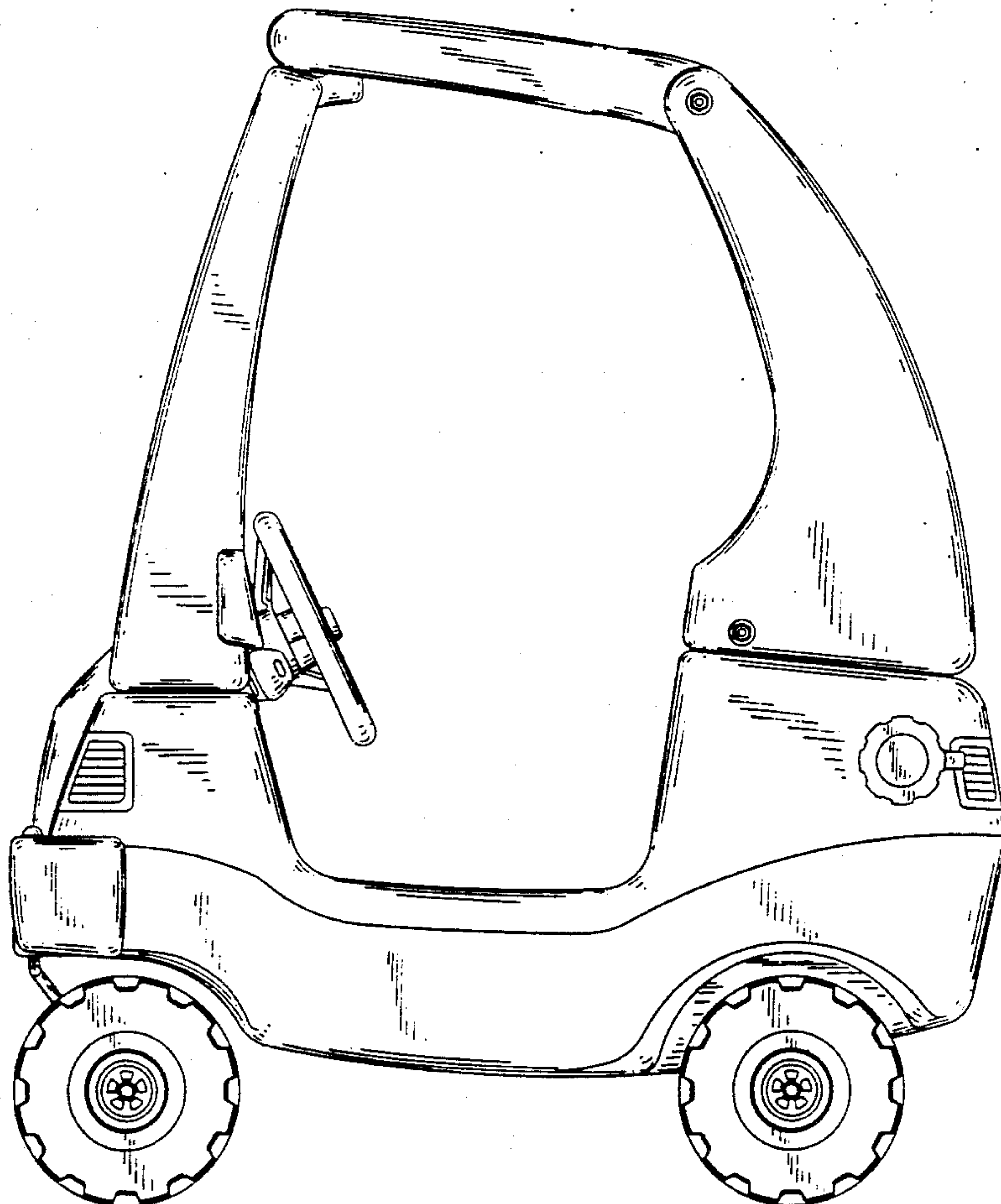
Attorney, Agent, or Firm—Kirkpatrick & Lockhart

[57] **CLAIM**

The ornamental design for toy car, as shown and described.

DESCRIPTION

FIG. 1 is a front elevational view of a toy car showing my new design;
 FIG. 2 is a rear elevational view thereof;
 FIG. 3 is a left side elevational view thereof;
 FIG. 4 is a right side elevational view thereof;
 FIG. 5 is a top plan view thereof;
 FIG. 6 is a top plan view thereof with the roof in a second position;
 FIG. 7 is a rear elevational view thereof with the roof positioned as shown in FIG. 6;
 FIG. 8 is a front elevational view thereof with the roof in a third position;
 FIG. 9 is a rear elevational view thereof with the roof positioned as shown in FIG. 8;
 FIG. 10 is a left side elevational view thereof with the roof positioned as shown in FIG. 8;
 FIG. 11 is a right side elevational view thereof with the roof positioned as shown in FIG. 8; and
 FIG. 12 is a top plan view thereof with the roof positioned as shown in FIG. 8.






FIG. 1




FIG. 2

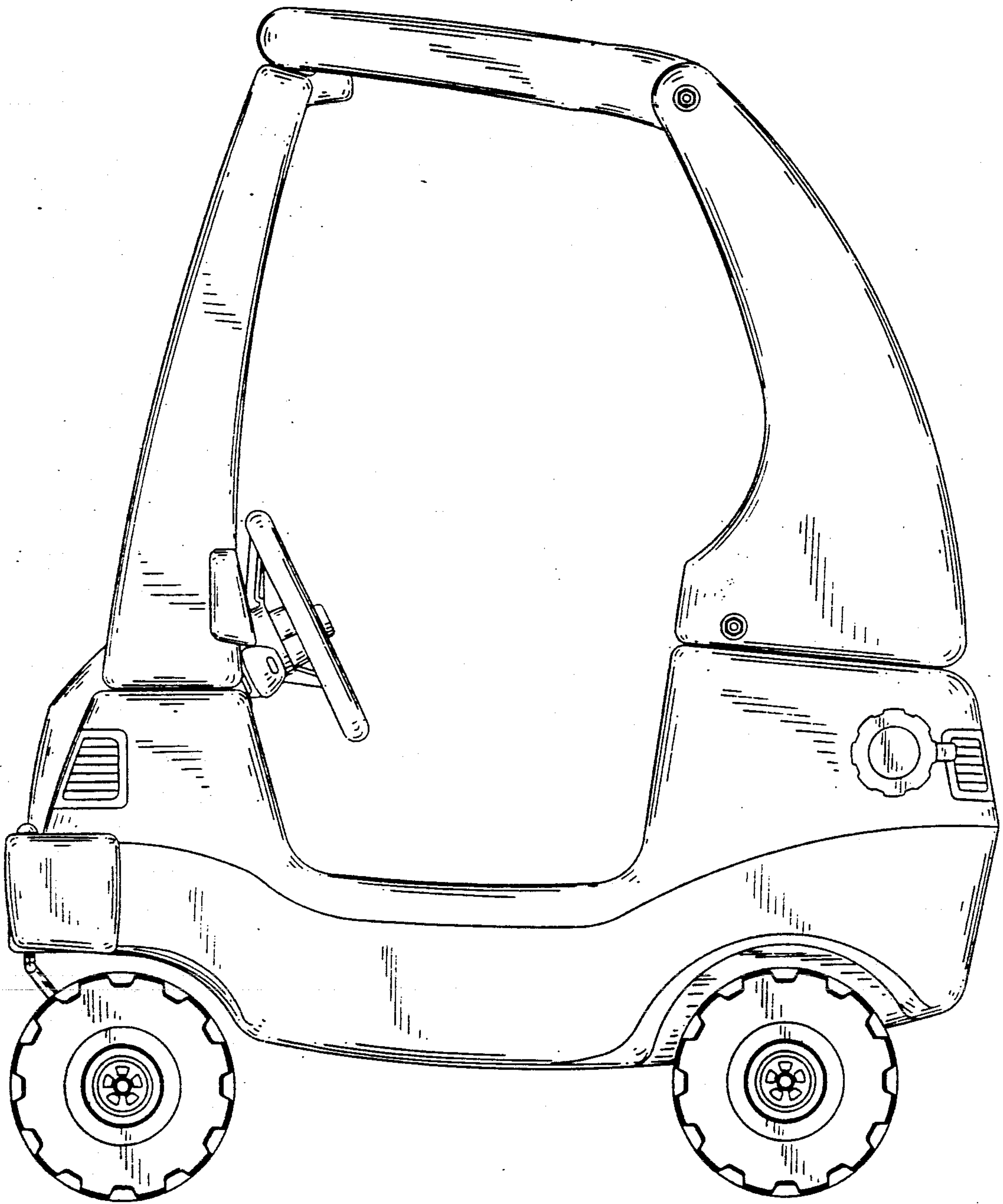


FIG. 3




FIG. 4




FIG. 5




FIG. 6




FIG. 7




FIG. 8

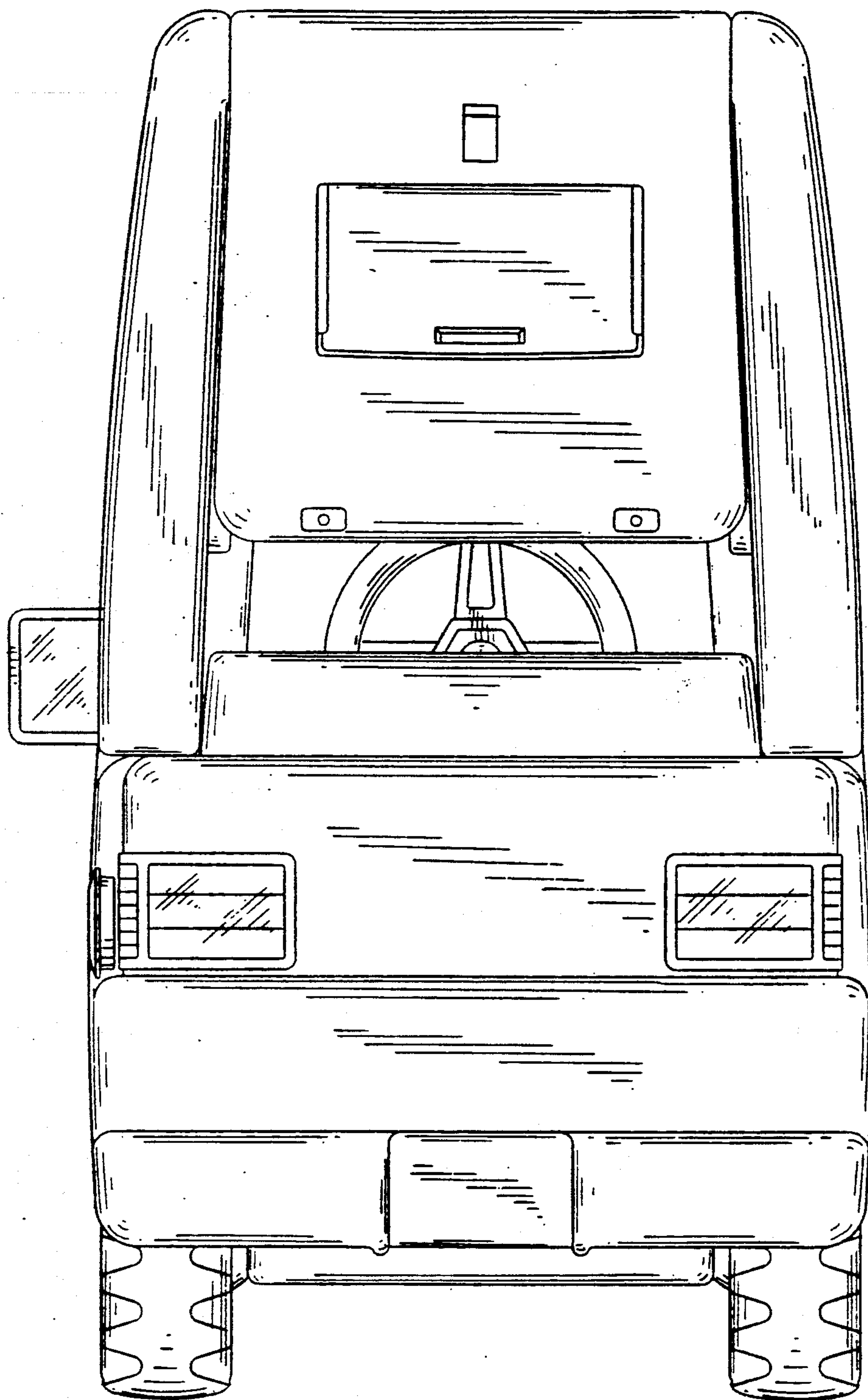


FIG. 9

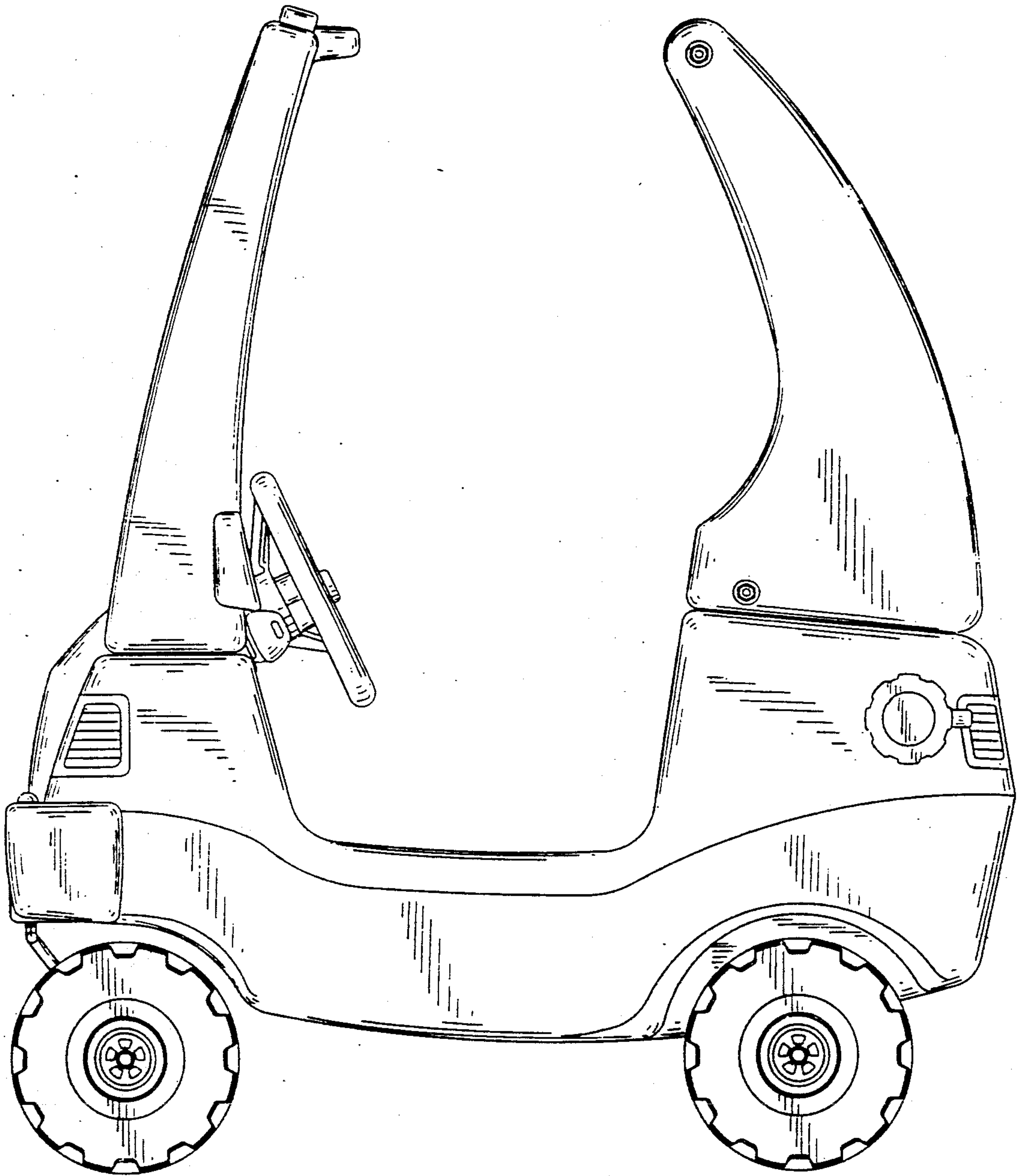


FIG. 10

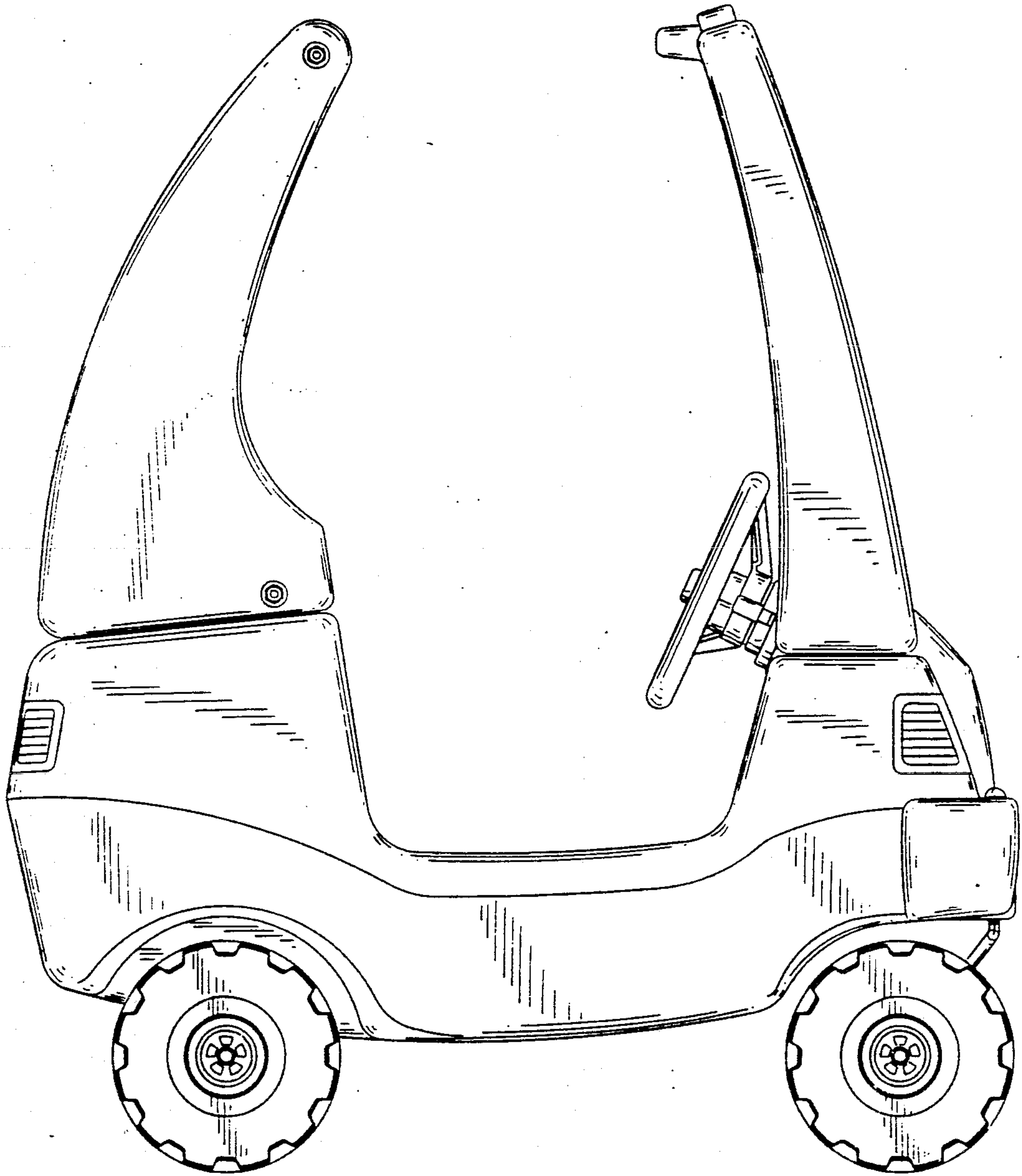


FIG. 11




FIG. 12