



US00D323191S

United States Patent [19] Prey

[11] Patent Number: **Des. 323,191**
[45] Date of Patent: **** Jan. 14, 1992**

[54] **WORKTOP ELEMENT FOR PLACEMENT ON A DESK SURFACE**

[75] Inventor: **Kuno Prey, San Candido, Italy**

[73] Assignee: **Nava Minano S.p.A., Milan, Italy**

[**] Term: **14 Years**

[21] Appl. No.: **238,236**

[22] Filed: **Aug. 30, 1988**

[30] Foreign Application Priority Data

Mar. 7, 1988 [IT] Italy 20817/88[U]

[52] U.S. Cl. **D19/95; D19/83; D6/491**

[58] Field of Search **D6/491, 500-502, D6/510, 406; D19/83, 95; 211/126, 69.1-69.2; 248/346**

[56] **References Cited**

U.S. PATENT DOCUMENTS

D. 49,172	6/1916	Barker	D6/502
D. 127,480	5/1941	Corcoran	D6/406
D. 133,878	9/1942	Gallagher	D19/83 X
D. 194,725	2/1963	Monteverdi	D19/95
D. 232,935	9/1974	Stahel	D19/95
D. 258,293	2/1981	Macowski	D19/95

D. 277,874	3/1985	Zerschegg et al.	D19/95 X
D. 295,248	4/1988	Sommerfield et al.	D6/601
D. 296,907	7/1988	Danielsson	D19/75
D. 309,227	7/1990	Popiolkowski	D6/601

OTHER PUBLICATIONS

Farnham Stationary Co., 1948 catalog, p. 101, Sponge Rubber Chair Cushions top center.

Primary Examiner—Bruce W. Dunkins

Assistant Examiner—Janice G. Seeger

Attorney, Agent, or Firm—Guido Modiano; Albert Josif

[57] CLAIM

The ornamental design for a worktop element for placement on a desk surface, as shown and described.

DESCRIPTION

FIG. 1 is a top perspective view of the worktop element for placement on a desk surface showing my new design in a reduced scale;

FIG. 2 is a top plan view thereof;

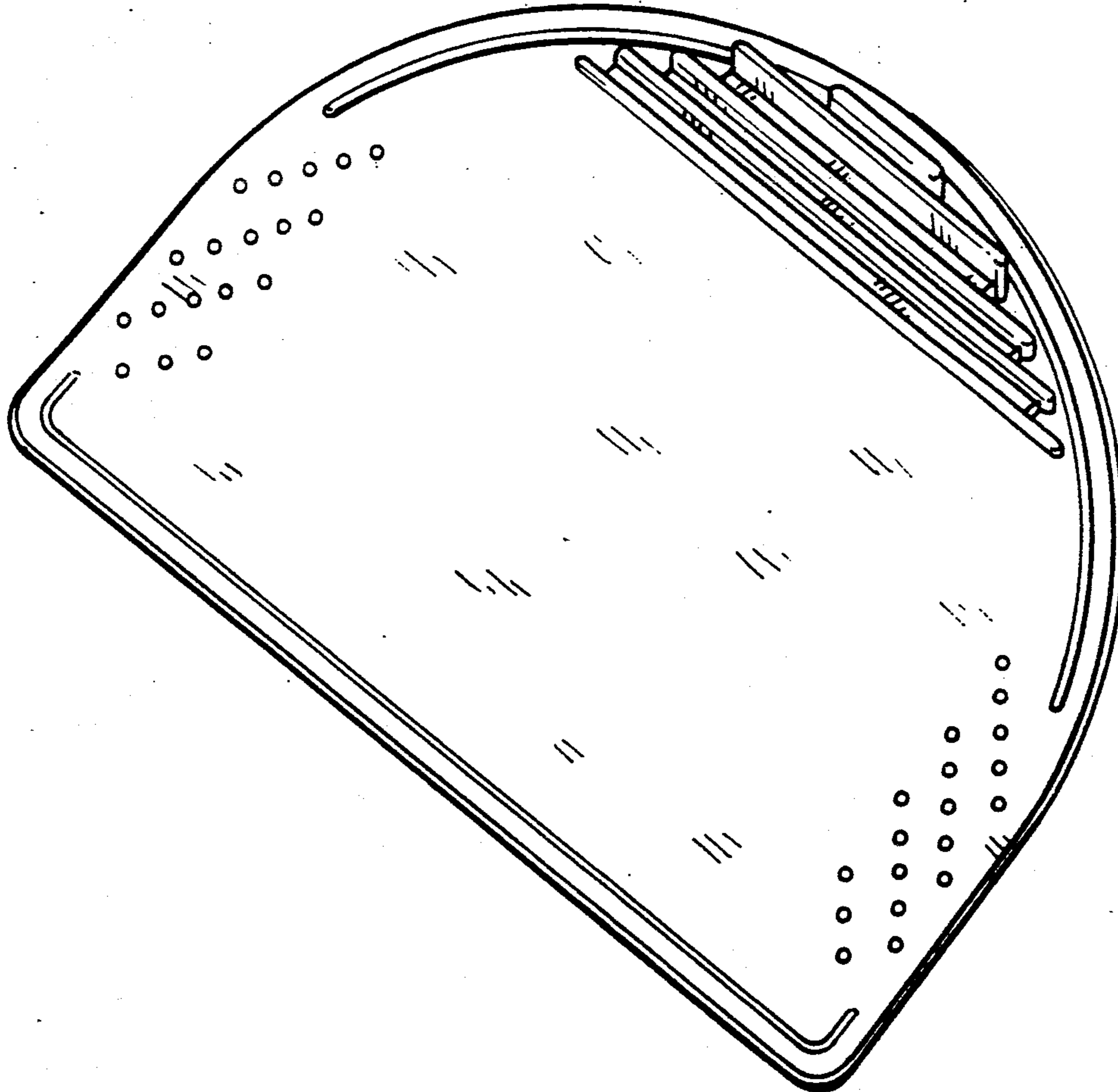
FIG. 3 is a bottom plan view thereof;

FIG. 4 is a front elevation view thereof;

FIG. 5 is a rear elevation view thereof;

FIG. 6 is a side elevation view thereof taken from the right of FIG. 2; and

FIG. 7 is a side elevation view thereof taken from the left of FIG. 2.



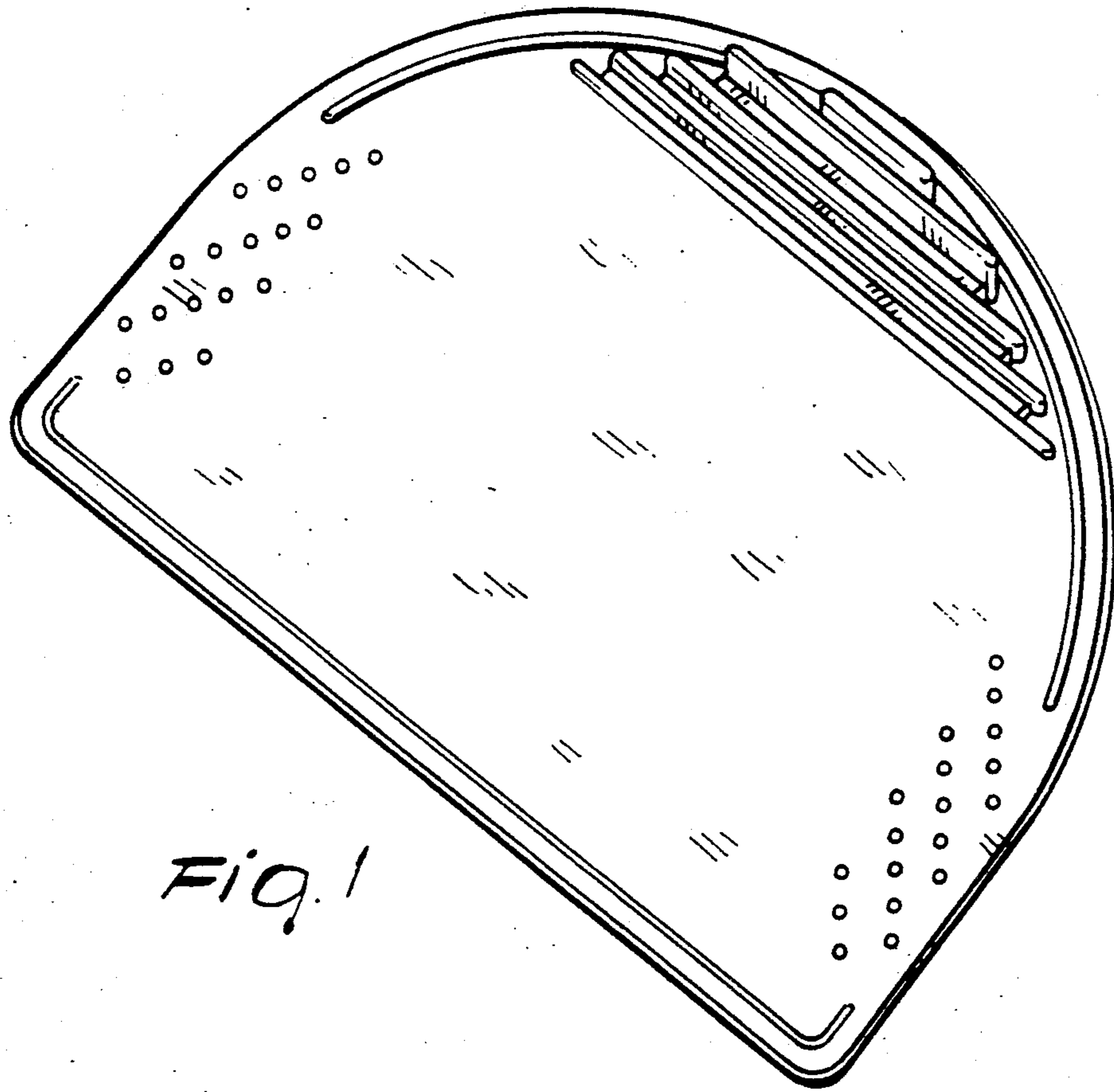


Fig. 1

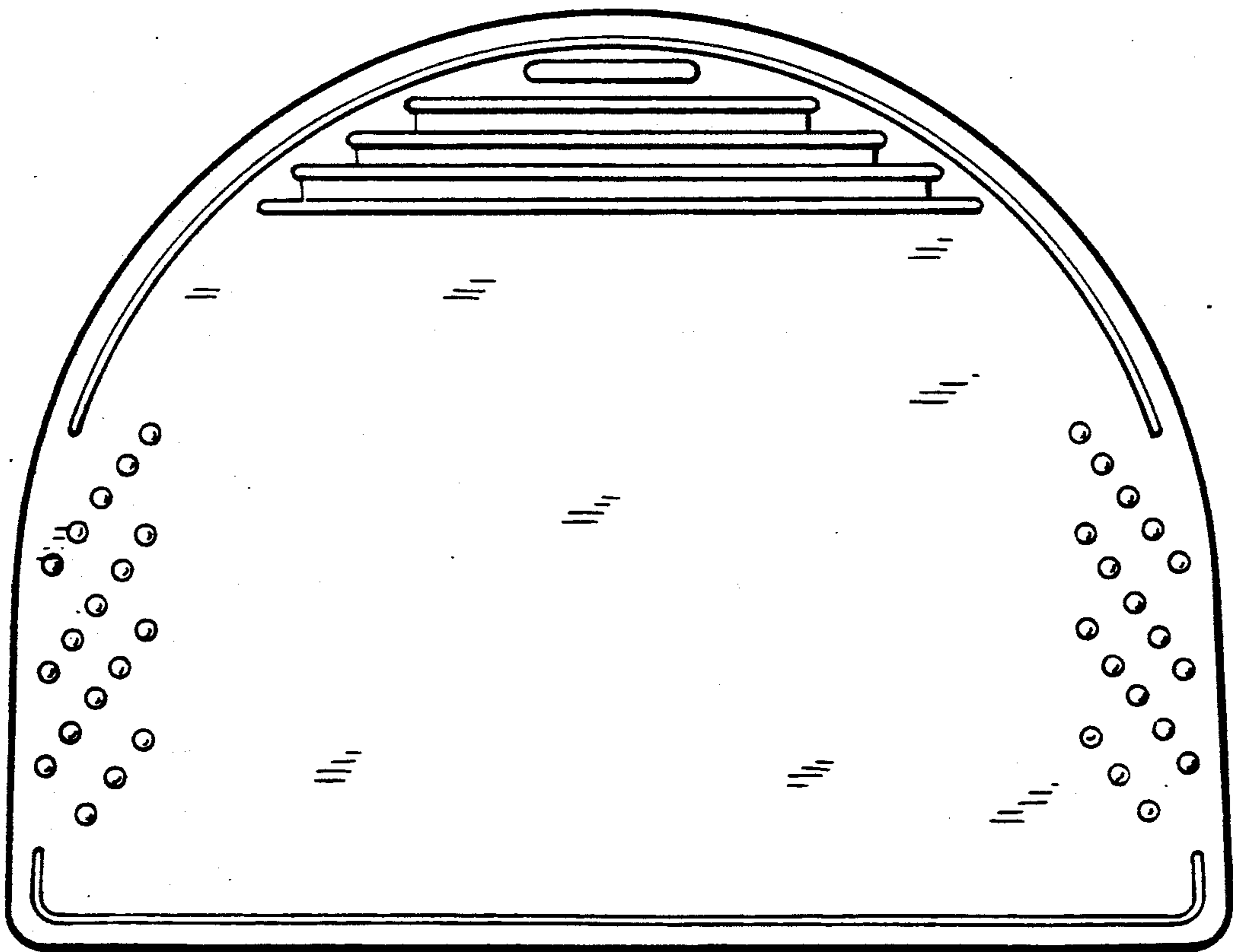


Fig. 2

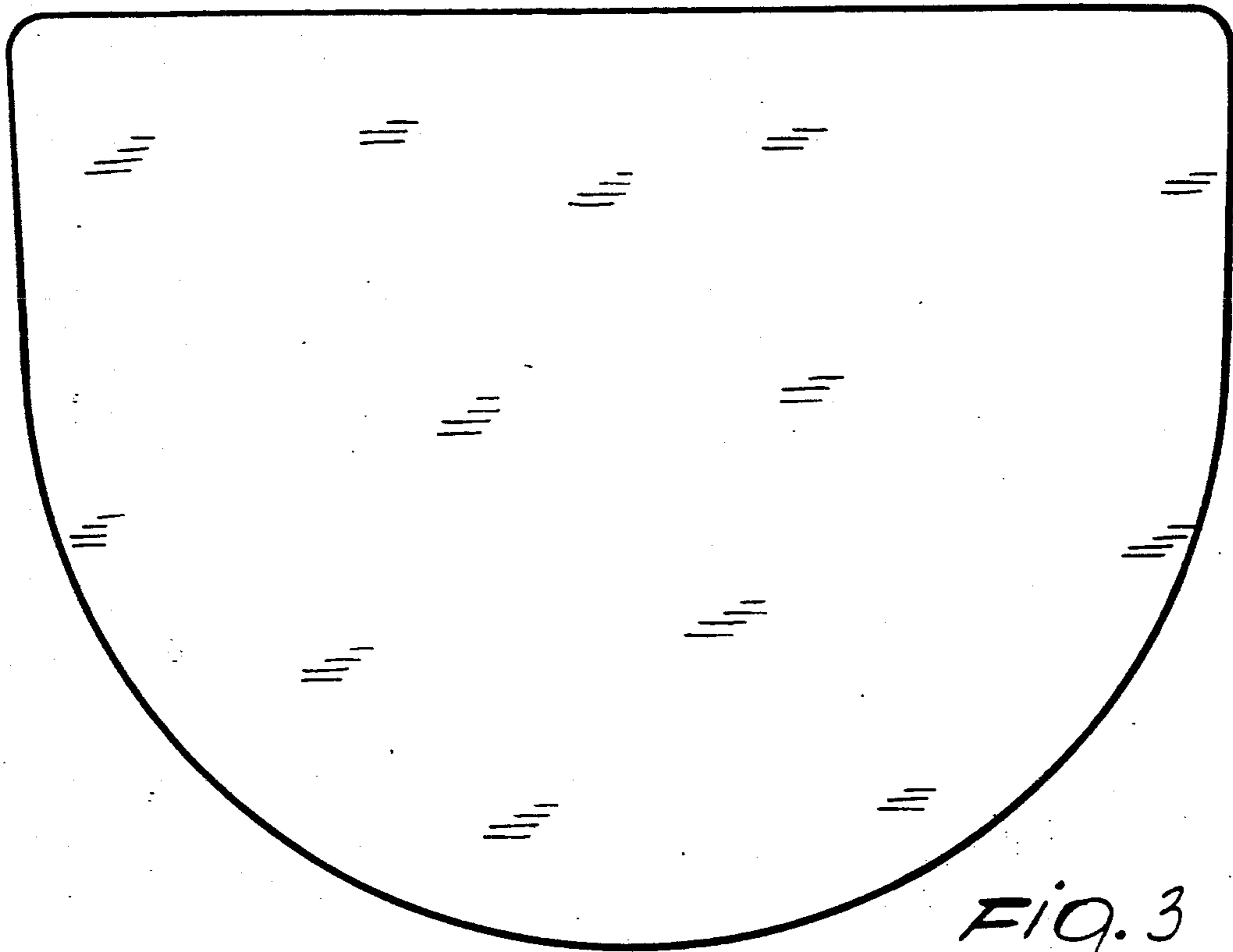


FIG. 3




FIG. 4




FIG. 5



FIG. 6



FIG. 7