



US00D323189S

United States Patent [19]

Tu

[11] Patent Number: Des. 323,189

[45] Date of Patent: ** Jan. 14, 1992

[54] PEN OR SIMILAR ARTICLE

[75] Inventor: Charlie Tu, Taipei, Taiwan

[73] Assignee: Chuang Tao Corporation, Taipei, Taiwan

[**] Term: 14 Years

[21] Appl. No.: 421,005

[22] Filed: Oct. 13, 1989

[52] U.S. Cl. D19/48; D19/43; D19/51; D19/56; D19/57

[58] Field of Search D19/35, 36, 41-51, D19/54-58, 81-85; 401/209, 221, 243-247

[56] References Cited

U.S. PATENT DOCUMENTS

D. 96,023	6/1935	Cuthbert	D19/48
D. 143,176	12/1945	Whitehouse	D19/51
D. 144,358	4/1946	Fish et al.	D19/48
D. 150,320	7/1948	Starr	D19/51
D. 152,717	2/1949	Metzler	D19/48
D. 153,290	4/1949	Jensen	D19/49

D. 154,035	6/1949	Griffith	D19/56
D. 162,213	2/1951	Nelson et al.	D19/48
D. 259,574	6/1981	Anderson	D19/48
D. 280,737	9/1985	Verhaegue	D19/48
D. 285,096	8/1986	Verona	D19/48
D. 310,100	8/1990	Yubisui	D19/43 X

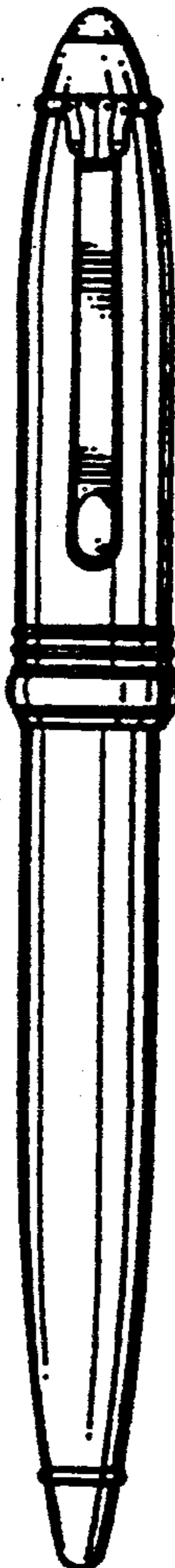
Primary Examiner—Bruce W. Dunkins
Assistant Examiner—Martha Thompson
Attorney, Agent, or Firm—Pasquale A. Razzano

[57] CLAIM

The ornamental design for a pen or similar article, as shown and described.

DESCRIPTION

FIG. 1 is a front elevational view of pen or similar article showing my new design;
FIG. 2 is a rear elevational view thereof;
FIG. 3 is a left side elevational view thereof;
FIG. 4 is a right side elevational view thereof;
FIG. 5 is a top plan view thereof;
FIG. 6 is a bottom plan view thereof; and
FIG. 7 is a top, right front perspective view thereof.






FIG. 1

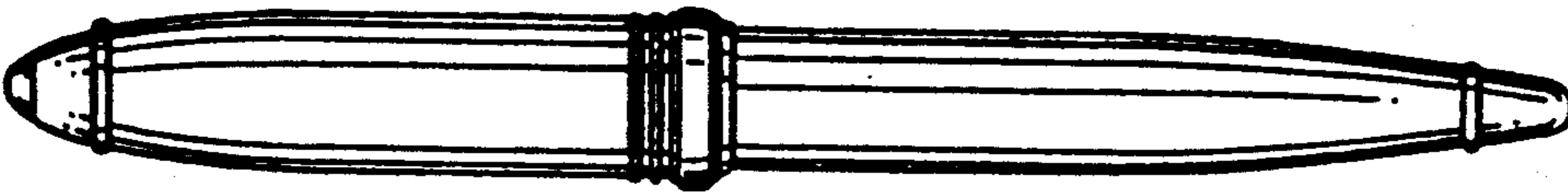


FIG. 2

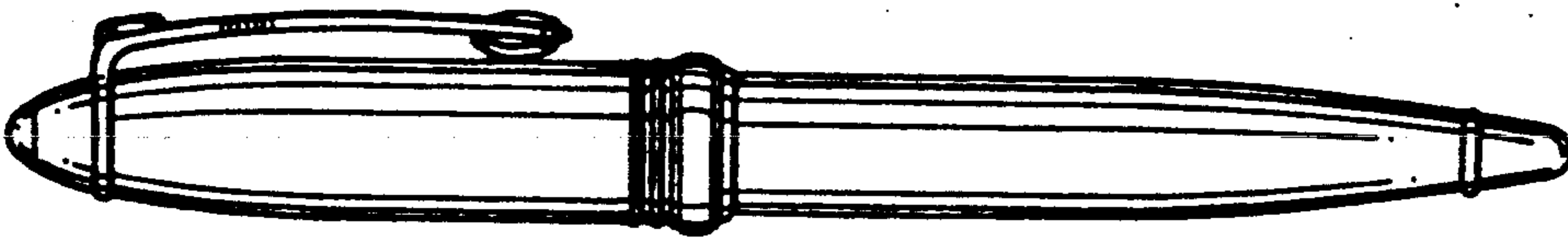


FIG. 3

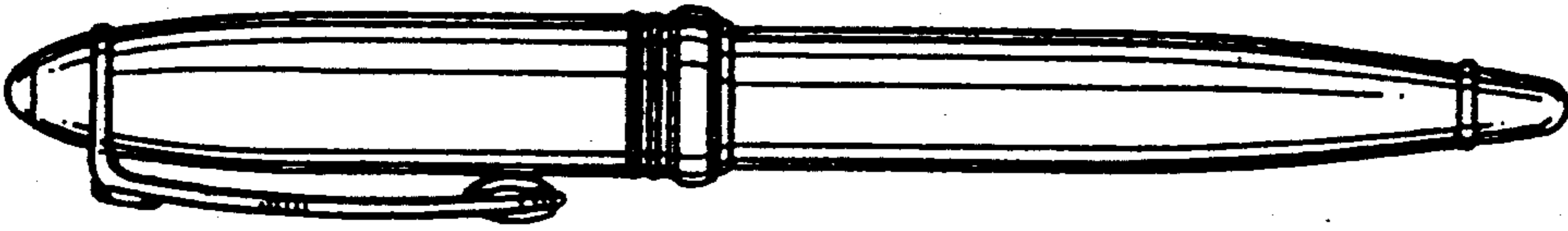


FIG. 4



FIG. 5

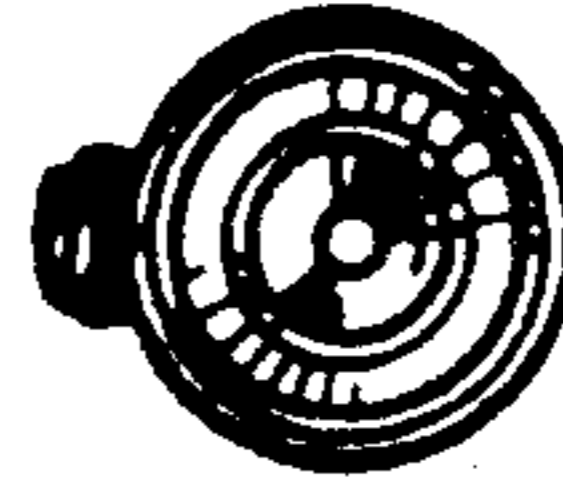


FIG. 6

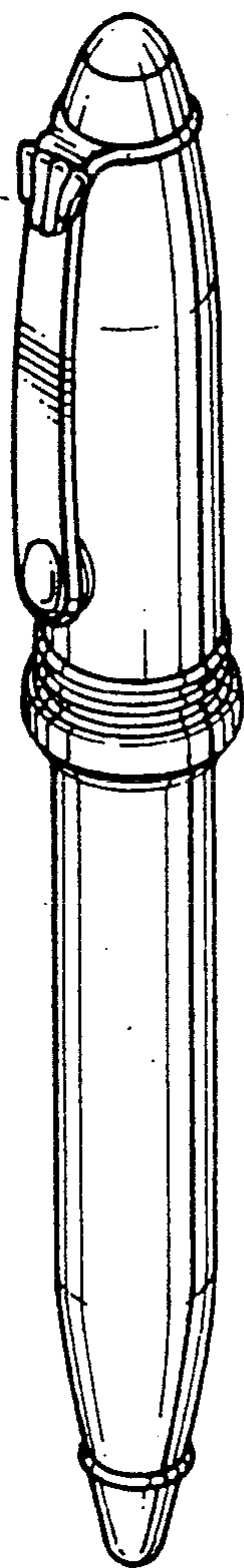


FIG. 7