



US00D323127S

United States Patent [19]
Kawashima

[11] **Patent Number: Des. 323,127**
[45] **Date of Patent: ** Jan. 14, 1992**

[54] **WRIST WATCH**

[75] **Inventor: Kazuyo Kawashima, Tachikawa, Japan**

[73] **Assignee: Casio Computer Co., Ltd., Tokyo, Japan**

[**] **Term: 14 Years**

[21] **Appl. No.: 444,097**

[22] **Filed: Nov. 30, 1989**

[52] **U.S. Cl. D10/39**

[58] **Field of Search D10/1-40,
D10/122-132; 368/276-277, 280-282, 285**

[56] **References Cited**

U.S. PATENT DOCUMENTS

D. 285,662	9/1986	Kano	D10/39
D. 295,729	5/1988	Suzuki	D10/39
D. 295,837	5/1988	Takeichi	D10/39
D. 312,792	12/1990	Ratajski	D10/32
D. 316,983	5/1991	Houlihan	D10/39

FOREIGN PATENT DOCUMENTS

204293	7/1939	Switzerland	368/285
--------	--------	-------------	-------	---------

OTHER PUBLICATIONS

European Jeweler-2/87-p. 172, Watch at bottom-right.
Swiss Watch & Jewelry Journal-2/87-p. 435-Watches at bottom-right.

European Jeweler-6/88, p. 42-Watches at center; and at bottom-right.

European Jeweler-9/87-p. 108-Watch at bottom-right.

Primary Examiner-Nelson C. Holtje

Attorney, Agent, or Firm-Frishauf, Holtz, Goodman & Woodward

[57] **CLAIM**

The ornamental design for a wrist watch, as shown and described.

DESCRIPTION

FIG. 1 is a front elevational view of a wrist watch showing my new design;

FIG. 2 is a top plan view thereof;

FIG. 3 is a right side elevational view thereof;

FIG. 4 is a left side elevational view thereof;

FIG. 5 is a bottom plan view thereof;

FIG. 6 is a rear elevational view thereof; and

Fig. 7 is a front and top-right perspective view thereof.

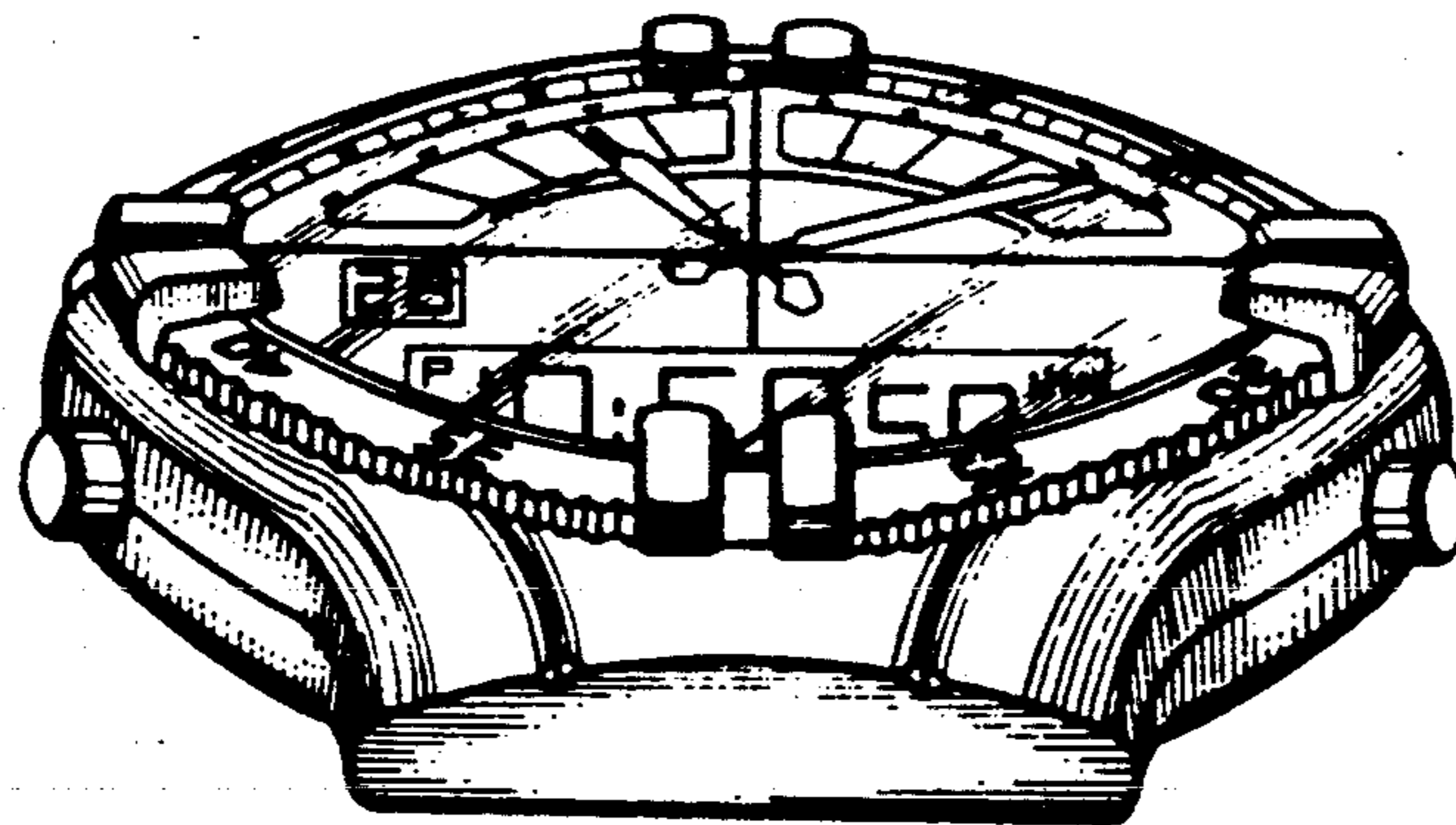


FIG. 2




FIG. 4

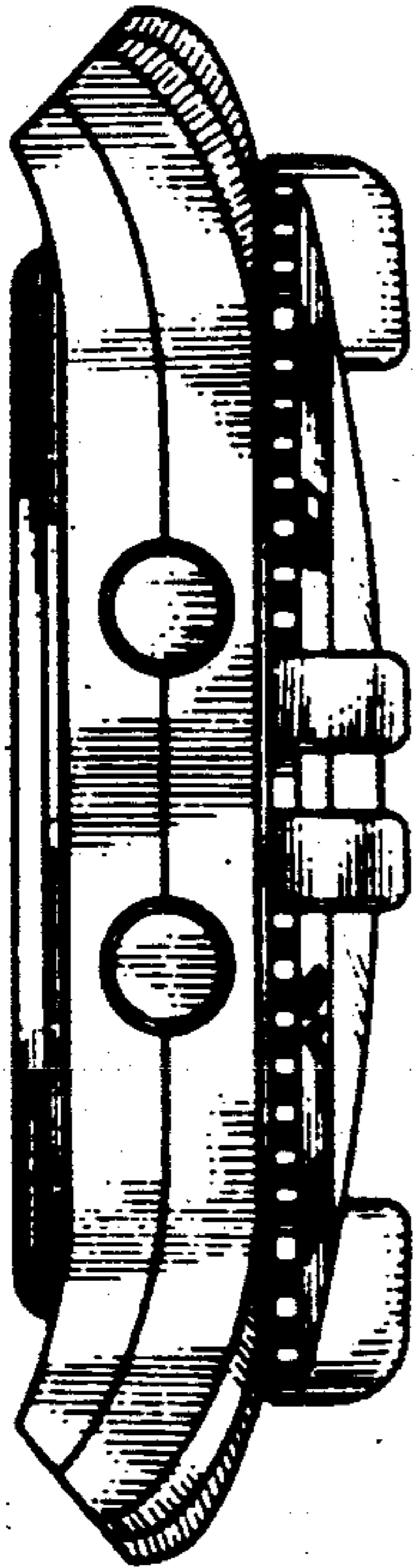


FIG. 1




FIG. 3

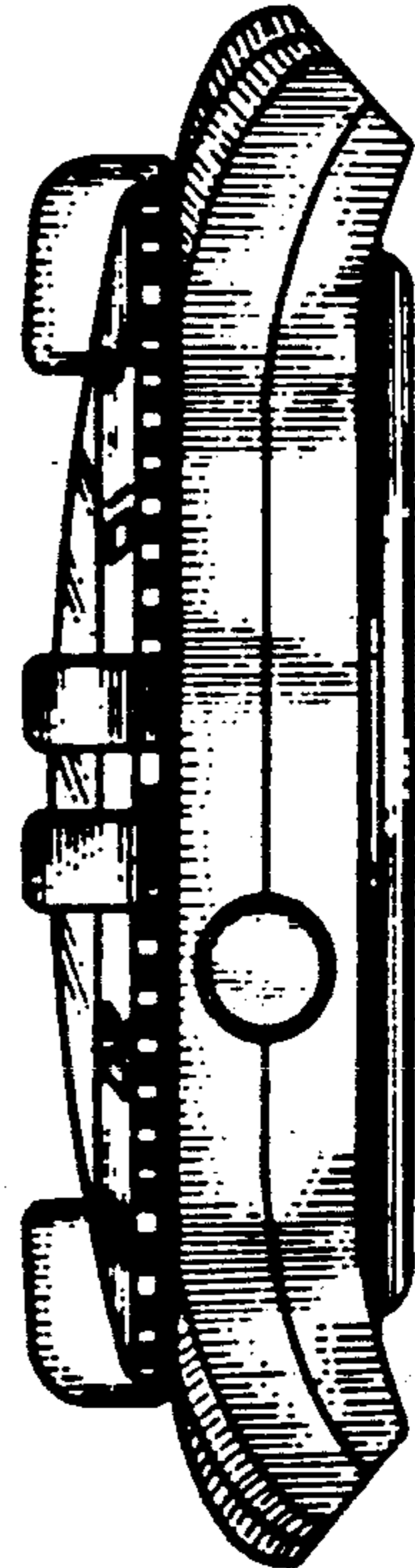


FIG. 5




FIG. 6

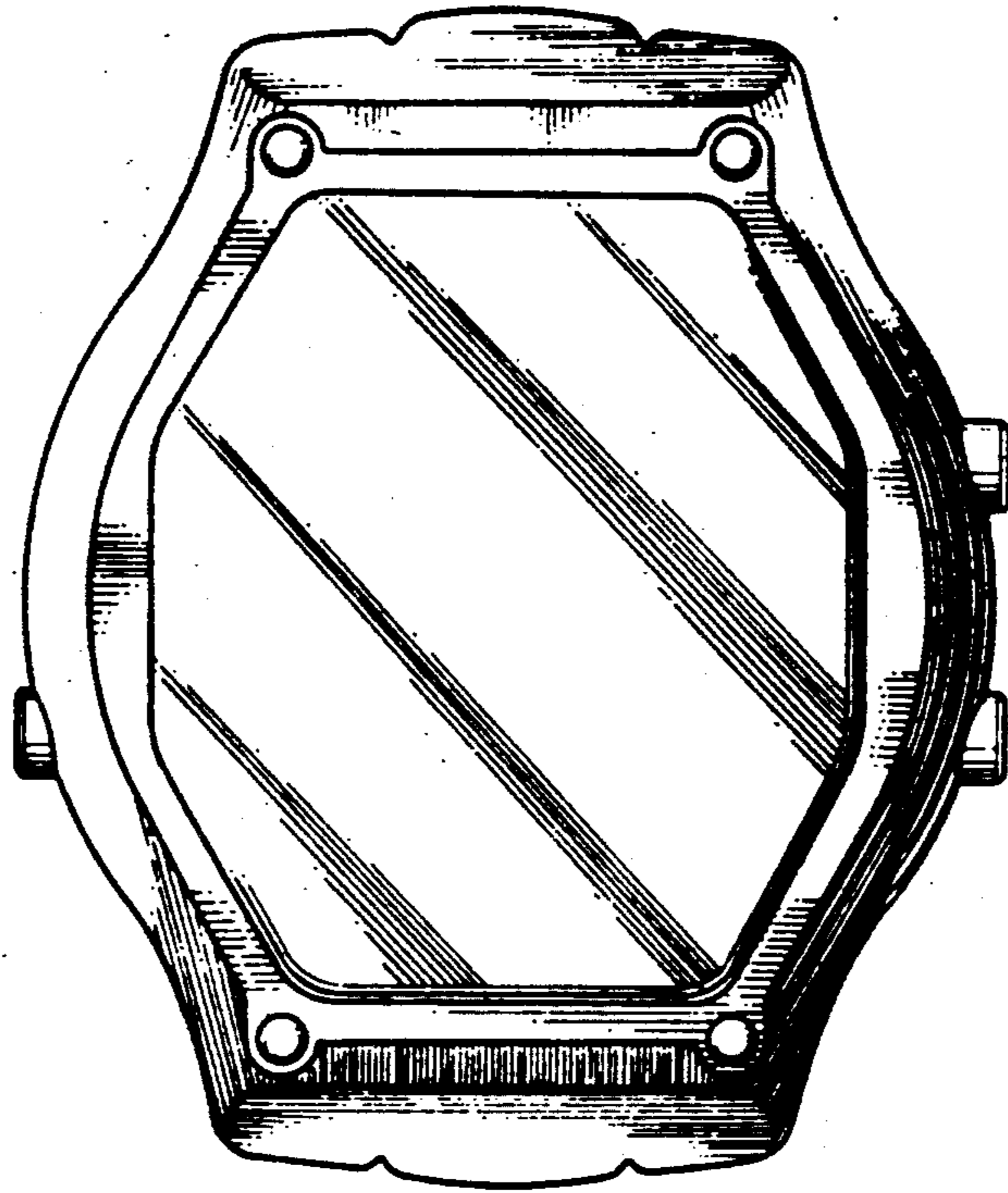


FIG. 7

