



US00D323126S

# United States Patent [19]

[11] Patent Number: **Des. 323,126**

**Kawashima**

[45] Date of Patent: **\*\* Jan. 14, 1992**

## [54] WRIST WATCH

[75] Inventor: **Kazuyo Kawashima**, Tachikawa, Japan

[73] Assignee: **Casio Computer Co., Ltd.**, Tokyo, Japan

[\*\*] Term: **14 Years**

[21] Appl. No.: **444,096**

[22] Filed: **Nov. 30, 1989**

[52] U.S. Cl. .... **D10/39**

[58] Field of Search ..... **D10/1-40, D10/122-132; 368/276-277, 280-282, 285**

### [56] References Cited

#### U.S. PATENT DOCUMENTS

- D. 195,421 6/1963 Huguenin ..... D10/39
- D. 315,689 3/1991 Pandel ..... D10/39

#### FOREIGN PATENT DOCUMENTS

- 204293 7/1939 Switzerland ..... 368/285

## OTHER PUBLICATIONS

- Skin Diver*-11/79-p. 19-Watches.
- Swiss Watch & Jewelry Journal*-2/1987-p. 435. Watch at bottom-right.
- Swiss Watch & Jewelry Journal*-2/88-p. 204-Watch at left.
- Primary Examiner*-Nelson C. Holtje
- Attorney, Agent, or Firm*-Frishauf, Holtz, Goodman & Woodward

## [57] CLAIM

The ornamental design for a wrist watch, as shown and described.

## DESCRIPTION

- FIG. 1 is a front elevational view of a wrist watch showing my new design;
- FIG. 2 is a right side elevational view thereof;
- FIG. 3 is a left side elevational view thereof;
- FIG. 4 is a top plan view thereof;
- FIG. 5 is a bottom plan view thereof;
- FIG. 6 is a rear elevational view thereof; and
- FIG. 7 is a front and top-right perspective view thereof.




FIG. 4

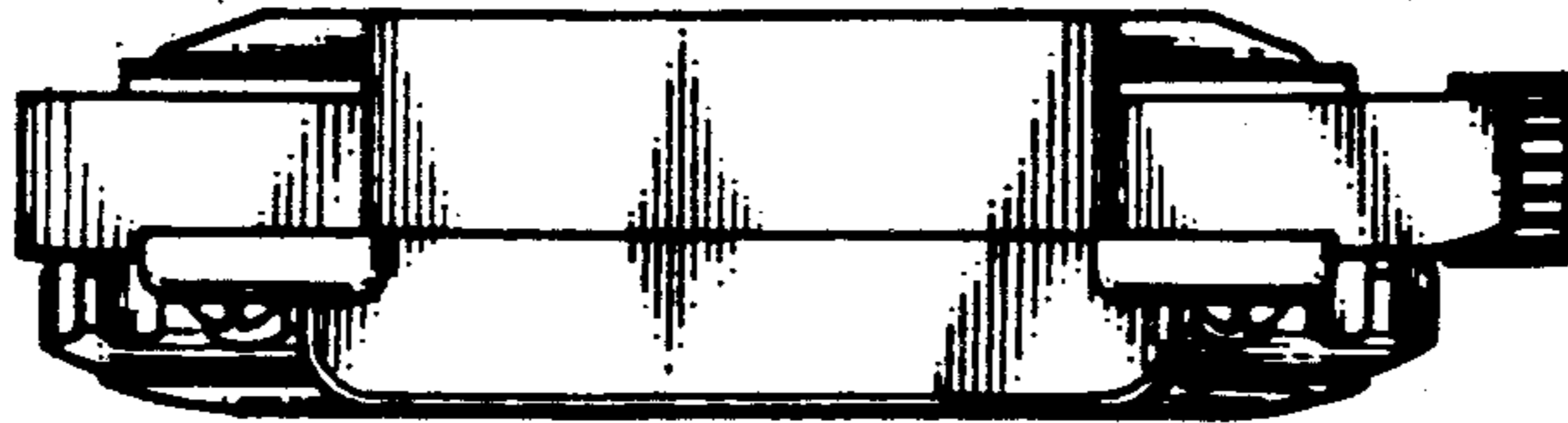


FIG. 3




FIG. 1




FIG. 2




FIG. 5

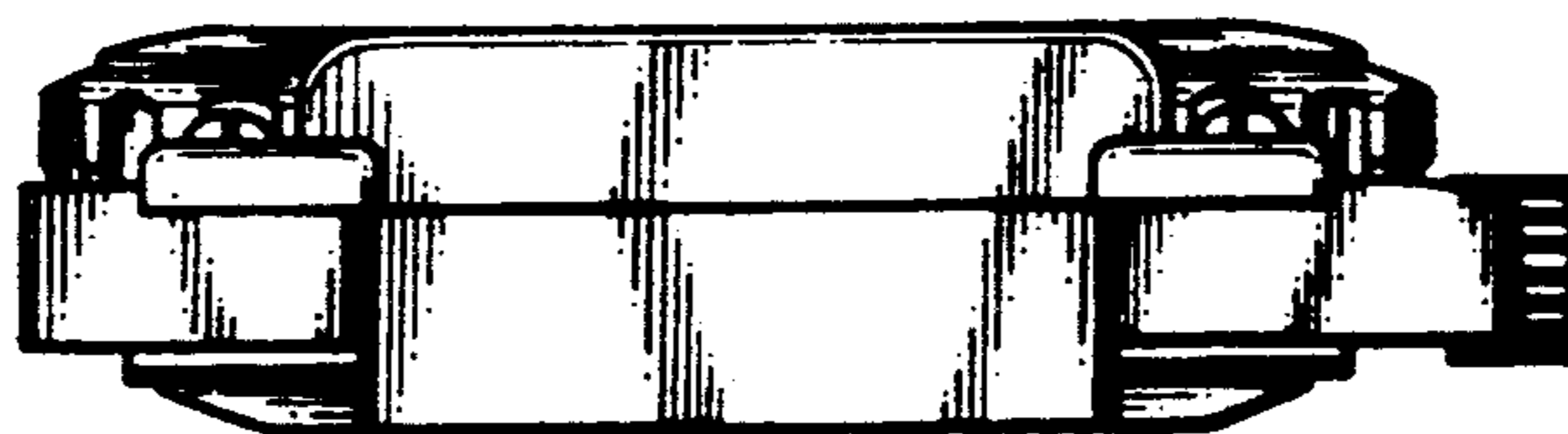


FIG. 6

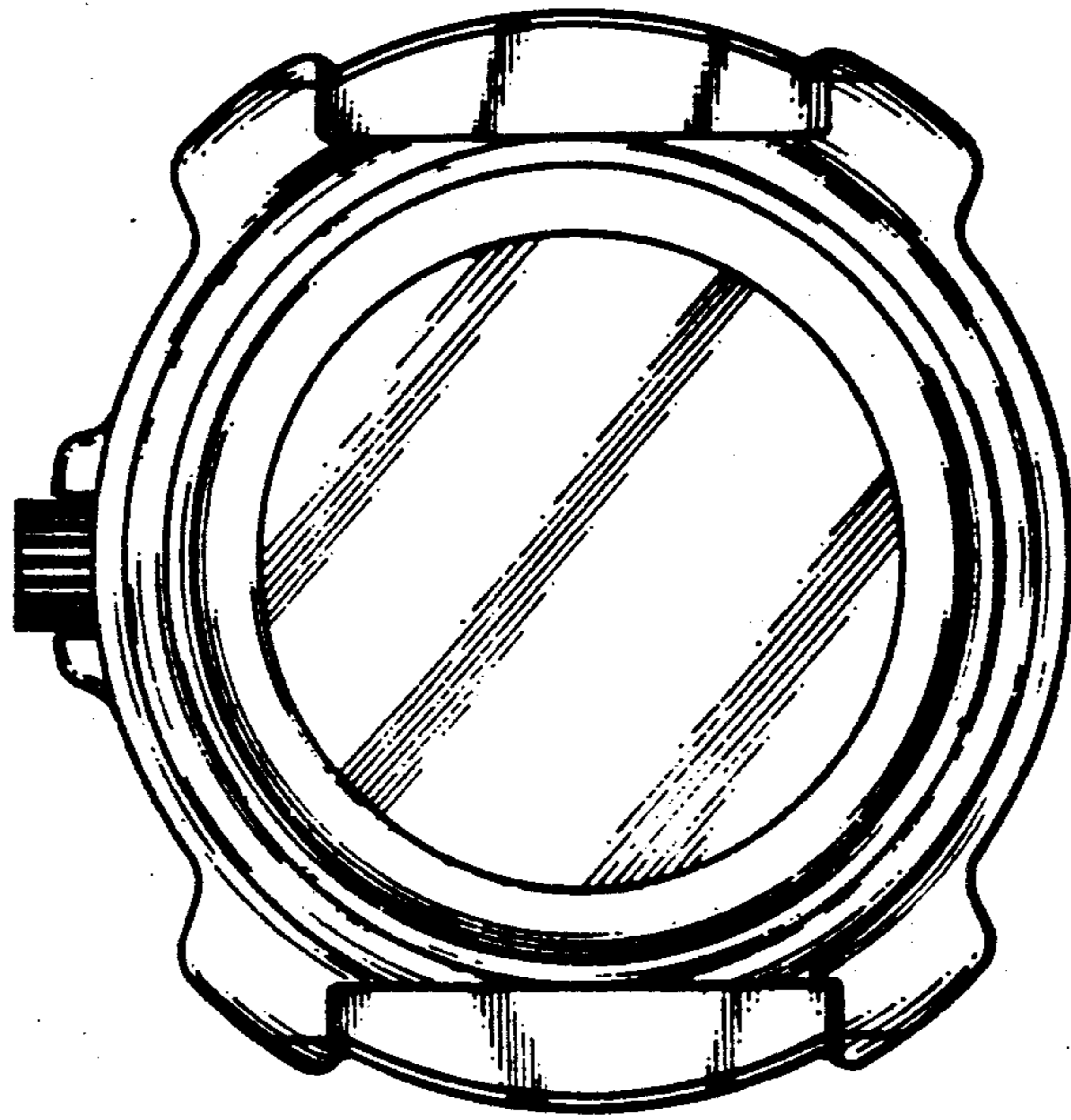


FIG. 7

