



US00D323124S

# United States Patent [19]

[11] Patent Number: **Des. 323,124**

**Osawa**

[45] Date of Patent: **\*\* Jan. 14, 1992**

## [54] WRIST WATCH

[75] Inventor: **Kumi Osawa**, Higashimurayama, Japan

[73] Assignee: **Casio Computer Co., Ltd.**, Tokyo, Japan

[\*\*] Term: **14 Years**

[21] Appl. No.: **360,730**

[22] Filed: **Jun. 2, 1989**

[52] U.S. Cl. .... **D10/39; D10/30**

[58] Field of Search ..... **D10/30-32, D10/38, 39; 368/220-238, 276, 278, 281-286, 294-297**

### [56] References Cited

#### U.S. PATENT DOCUMENTS

|           |        |          |       |         |
|-----------|--------|----------|-------|---------|
| 104,371   | 6/1870 | Stauffer | ..... | 368/220 |
| 2,677,928 | 5/1954 | Haynes   | ..... | 368/19  |

## OTHER PUBLICATIONS

Swiss Watch & Jewelry Journal, 2/1987, p. 434, Watch #5 bottom of page.

*Primary Examiner*—Nelson C. Holtje  
*Assistant Examiner*—Caron D. Veynar  
*Attorney, Agent, or Firm*—Frishauf, Holtz, Goodman & Woodward

## [57] CLAIM

The ornamental design for a wrist watch, as shown and described.

## DESCRIPTION

FIG. 1 is a top plan view of a wrist watch showing my new design;

FIG. 2 is a rear elevational view;

FIG. 3 is a right side elevational view;

FIG. 4 is a left side elevational view;

FIG. 5 is a front elevational view;

FIG. 6 is a bottom plan view; and

FIG. 7 is a right, front and top perspective view.

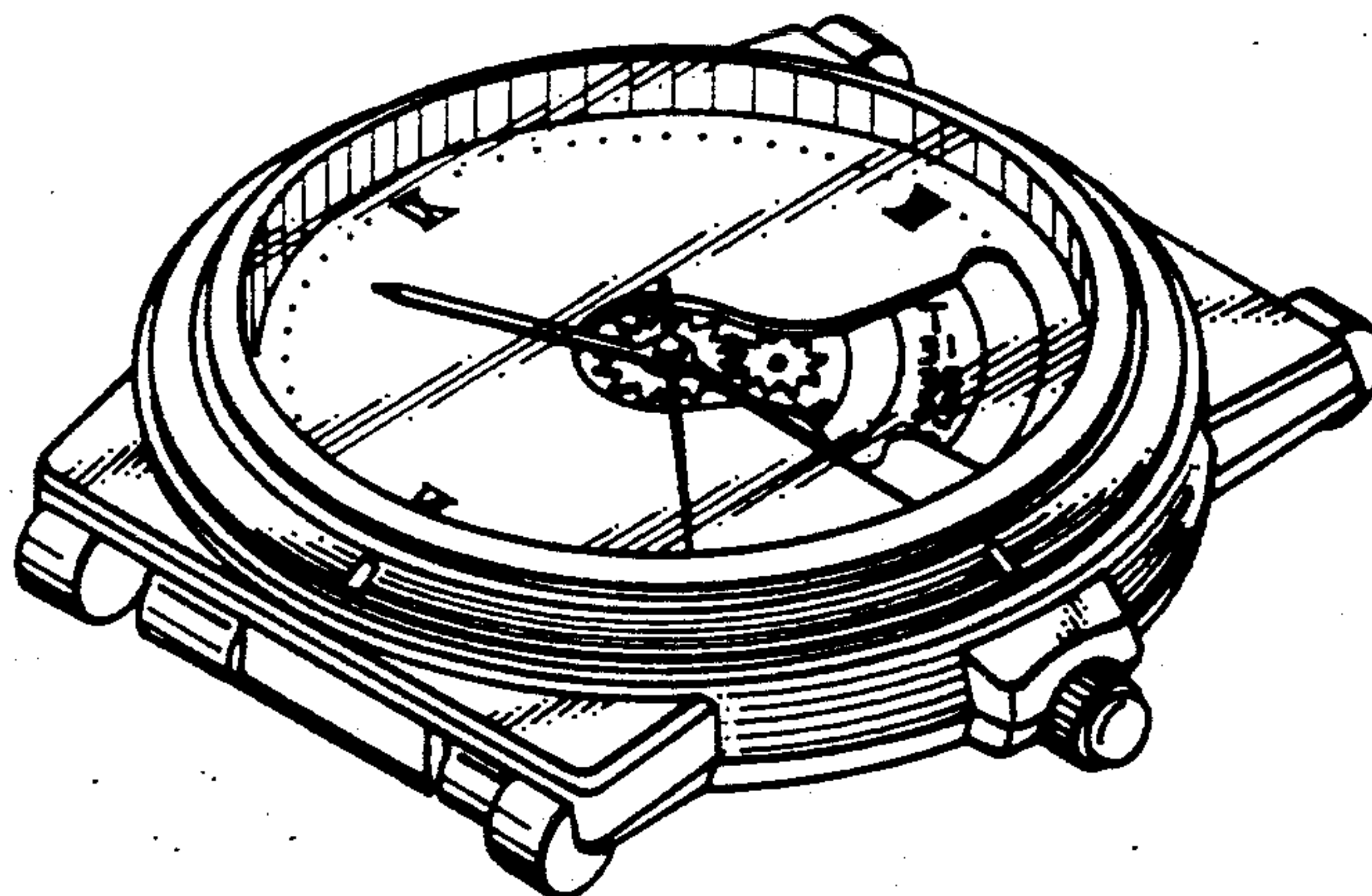


FIG. 2



FIG. 4




FIG. 1




FIG. 3




FIG. 5



FIG. 6

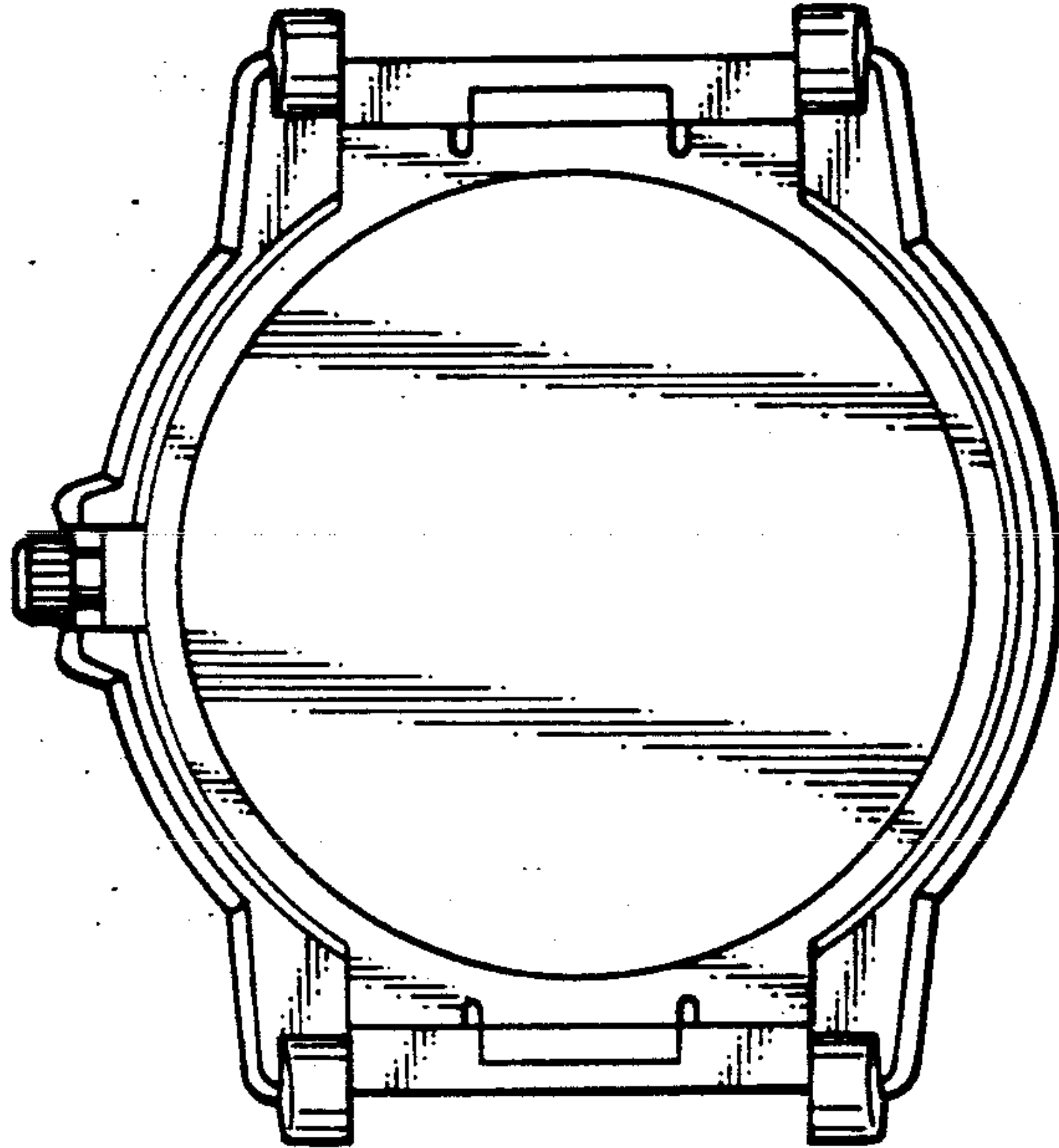


FIG. 7

