



US00D323123S

United States Patent [19]

[11] Patent Number: **Des. 323,123**

Matsubara et al.

[45] Date of Patent: **** Jan. 14, 1992**

[54] WRISTWATCH

[75] Inventors: **Toshiro Matsubara; Toshio Inamura,**
both of Nagano; **Noriyuki Otake,**
Tokyo, all of Japan

[73] Assignees: **Seiko Epson Corporation; Hattori**
Seiko Corporation, Tokyo, Japan

[**] Term: **14 Years**

[21] Appl. No.: **386,472**

[22] Filed: **Jul. 28, 1989**

[30] Foreign Application Priority Data

Feb. 27, 1989 [JP] Japan 1-7039

[52] U.S. Cl. **D10/32; D10/39**

[58] Field of Search **D10/30-39;**
D11/1-4, 6, 11, 13, 16, 17; 368/15-18, 62, 69,
80, 220-223, 228, 232, 233, 239-242, 276,
281-285, 294-297

[56] References Cited

U.S. PATENT DOCUMENTS

D. 289,381 4/1987 Schneider D10/32
D. 301,986 7/1989 Hysek D10/32
D. 318,237 7/1991 Hysek D10/32
4,766,579 8/1988 Spörring 368/15 X

FOREIGN PATENT DOCUMENTS

2125993 3/1984 United Kingdom D10/32 X

OTHER PUBLICATIONS

Jewelry Magazine, Mar. 1951, p. 75, Watch at top of page.

Swiss Watch & Jewelry Journal (SWJJ), Jan. 1983, pp. 6 & 7.

Swiss Watch & Jewelry Journal (SWJJ), May 1983, p. 555, Watches at bottom of page.

Jewelers Circular-Keystone (JCK), Jul. 1987, p. 14, last watch on the right.

Primary Examiner—Nelson C. Holtje

Assistant Examiner—Caron D. Veynar

Attorney, Agent, or Firm—Kaplan Blum

[57] CLAIM

The ornamental design for a wristwatch, as shown and described.

DESCRIPTION

FIG. 1 is a top plan view of a wristwatch showing our new design;

FIG. 2 is a left side elevational view thereof;

FIG. 3 is a right side elevational view thereof;

FIG. 4 is a rear elevational view thereof;

FIG. 5 is a bottom plan view thereof;

FIG. 6 is a front elevational view thereof; and

FIG. 7 is a right and top perspective view thereof.




FIG. 1




FIG. 2

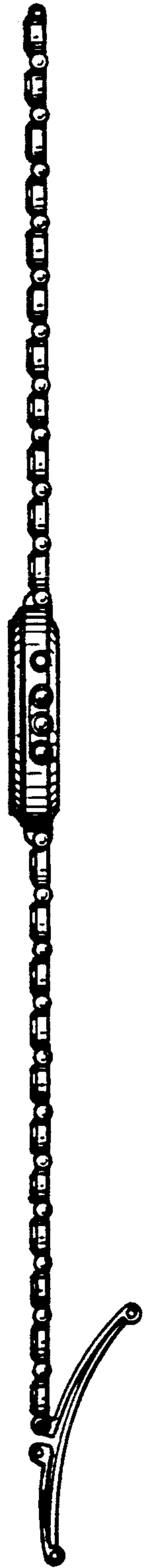


FIG. 3

FIG. 4




FIG. 5




FIG. 7





FIG. 6