



US00D323122S

United States Patent [19]

[11] Patent Number: **Des. 323,122**

Severin

[45] Date of Patent: **** Jan. 14, 1992**

[54] **WRIST WATCH**

[75] Inventor: **Wunderman Severin, Laguna Beach, Calif.**

[73] Assignee: **Severin Montres AG Cseverin Montressa, Lengnau, Switzerland**

[**] Term: **14 Years**

[21] Appl. No.: **254,120**

[22] Filed: **Oct. 5, 1988**

[52] U.S. Cl. **D10/32**

[58] Field of Search **D10/30, 31, 32, 38, D10/39; D11/1-4; 63/1.1, 2, 3, 4, 5.1, 5.2, 6; 224/164-180; 368/223-225, 239-242, 276-278, 280-283, 285-294-296, 301**

[56] **References Cited**

U.S. PATENT DOCUMENTS

- D. 252,859 9/1979 Perrin D10/39
- D. 283,681 5/1986 Chodat D10/32
- D. 315,312 3/1991 Bonnet D10/32

OTHER PUBLICATIONS

Jeweler's Circular & Keystone, Watch, 2/79, p. 211.
Swiss Watch & Jeweler Journal, Watch, 2/88, p. 193.

Primary Examiner—Bruce W. Dunkins
Assistant Examiner—Antoine O. Davis
Attorney, Agent, or Firm—McGlew & Tuttle


[57] **CLAIM**

The ornamental design for a wrist watch, as shown and described.

DESCRIPTION

FIG. 1 is a front elevational view of a wrist watch showing my new design;
FIG. 2 is a rear elevational view;
FIG. 3 is a right side elevational view;
FIG. 4 is a left side elevational view;
FIG. 5 is a bottom plan view; and
FIG. 6 is a top plan view thereof.

The broken line showing of a partial wrist strap is environmental only and forms no part of the claimed design.






FIG. 1

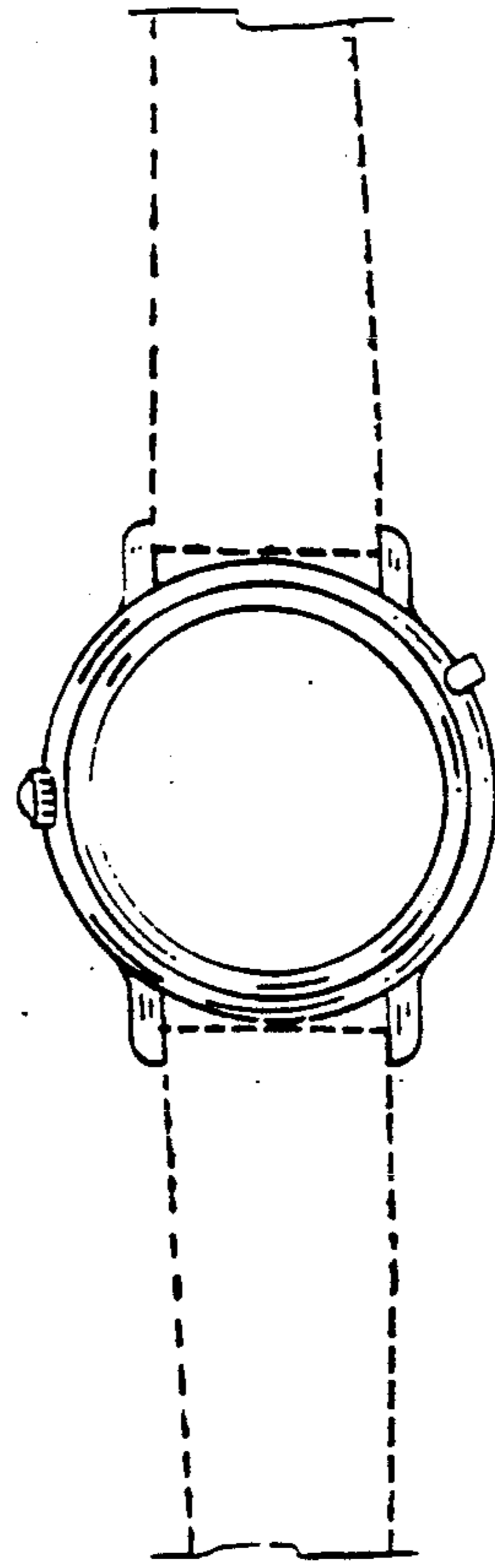


FIG. 2

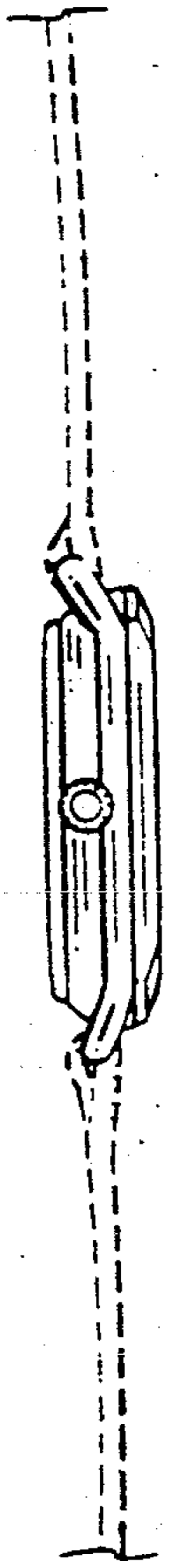


FIG. 3

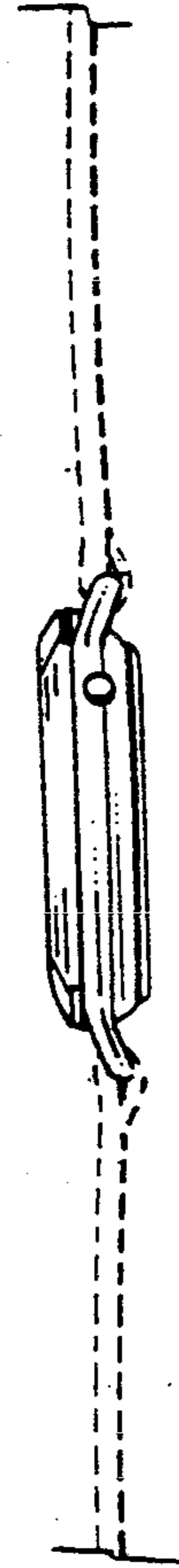


FIG. 4



FIG. 5



FIG. 6