



US00D323121S

United States Patent [19]

[11] Patent Number: **Des. 323,121**

Dumas

[45] Date of Patent: **** Jan. 14, 1992**

[54] COMBINED WRISTWATCH AND STRAP PORTION

[75] Inventor: **Jean-Louis Dumas**, Paris, France

[73] Assignee: **La Montre Hermes, S.A.**,
Switzerland

[**] Term: **14 Years**

[21] Appl. No.: **245,389**

[22] Filed: **Sep. 16, 1988**

[30] Foreign Application Priority Data

Apr. 21, 1988 [FR] France DM/010806

[52] U.S. Cl. **D10/32**

[58] Field of Search D10/30, 31, 32, 38,
D10/39, 122, 123, 124, 126; D11/2, 3, 4, 5;
224/164, 165, 167, 168, 170, 173, 175, 178, 179;
368/223, 228, 232, 276, 277, 280, 281, 282, 285,
290, 291, 292, 239, 240, 241, 242, 316, 317

[56] References Cited

U.S. PATENT DOCUMENTS

D. 303,091 8/1989 Goto D10/30

OTHER PUBLICATIONS

Swiss Watch & Jewelry Journal, middle watch, p. 193, 2/1988.

Swiss Watch & Jewelry Journal, area watch, p. 354, 2/1989.

Swiss Watch & Jewelry Journal, Grandjean Watch, p. 468, 2/1989.

Primary Examiner—Bruce W. Dunkins

Assistant Examiner—Antoine O. Davis


Attorney, Agent, or Firm—Mason, Fenwick & Lawrence

[57] CLAIM

The ornamental design for a combined wristwatch and strap portion, as shown and described.

DESCRIPTION

FIG. 1 is a front elevational view of a combined wristwatch and strap portion showing my new design; FIG. 2 is a right side elevational view; FIG. 3 is a rear elevational view; FIG. 4 is a left side elevational view; FIG. 5 is a bottom plan view; and FIG. 6 is a top plan view thereof.






FIG. 1

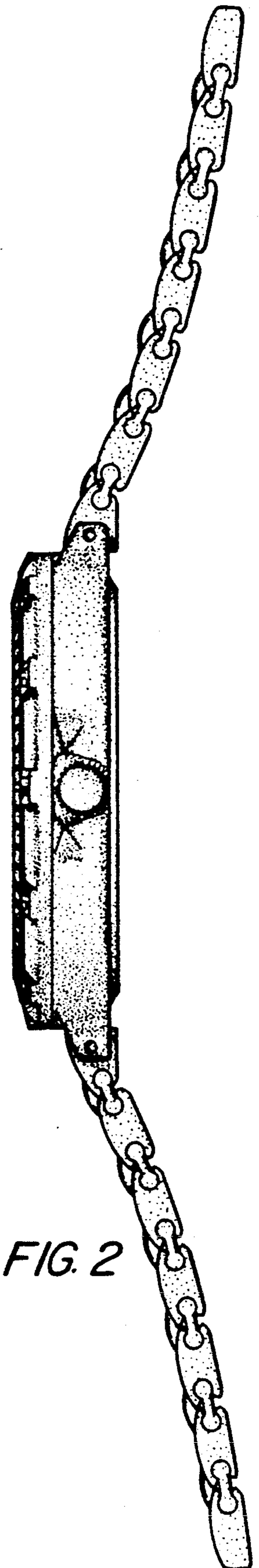


FIG. 2

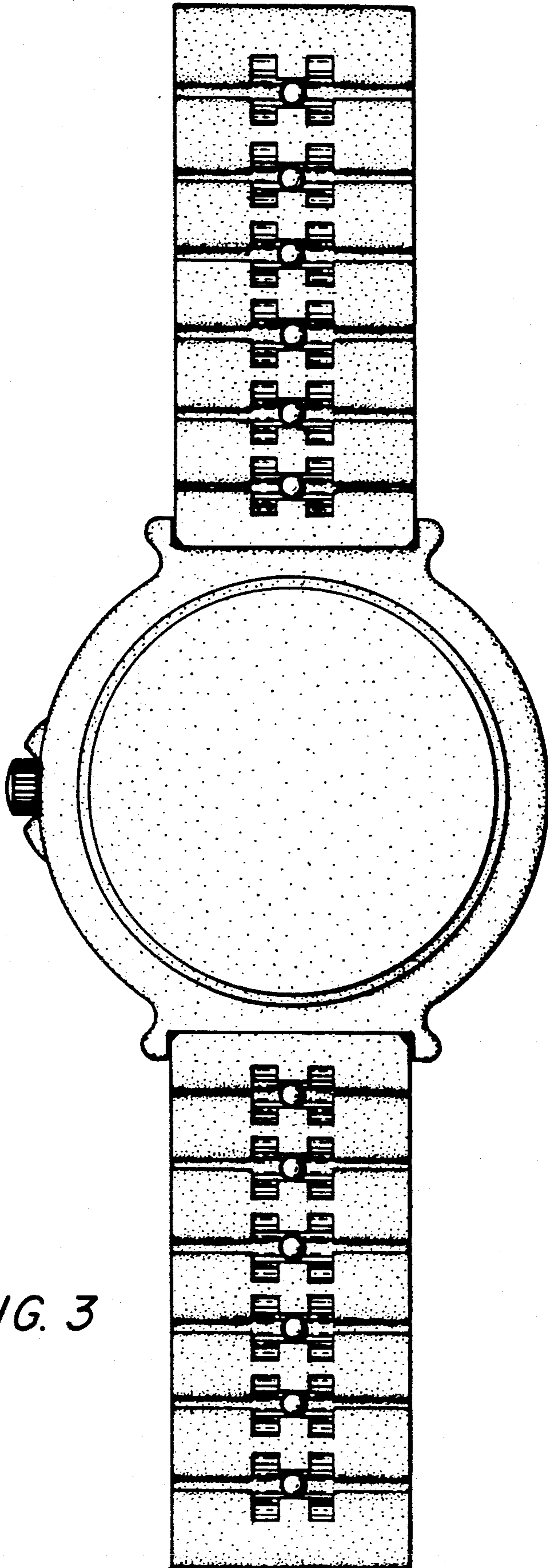


FIG. 3




FIG. 4

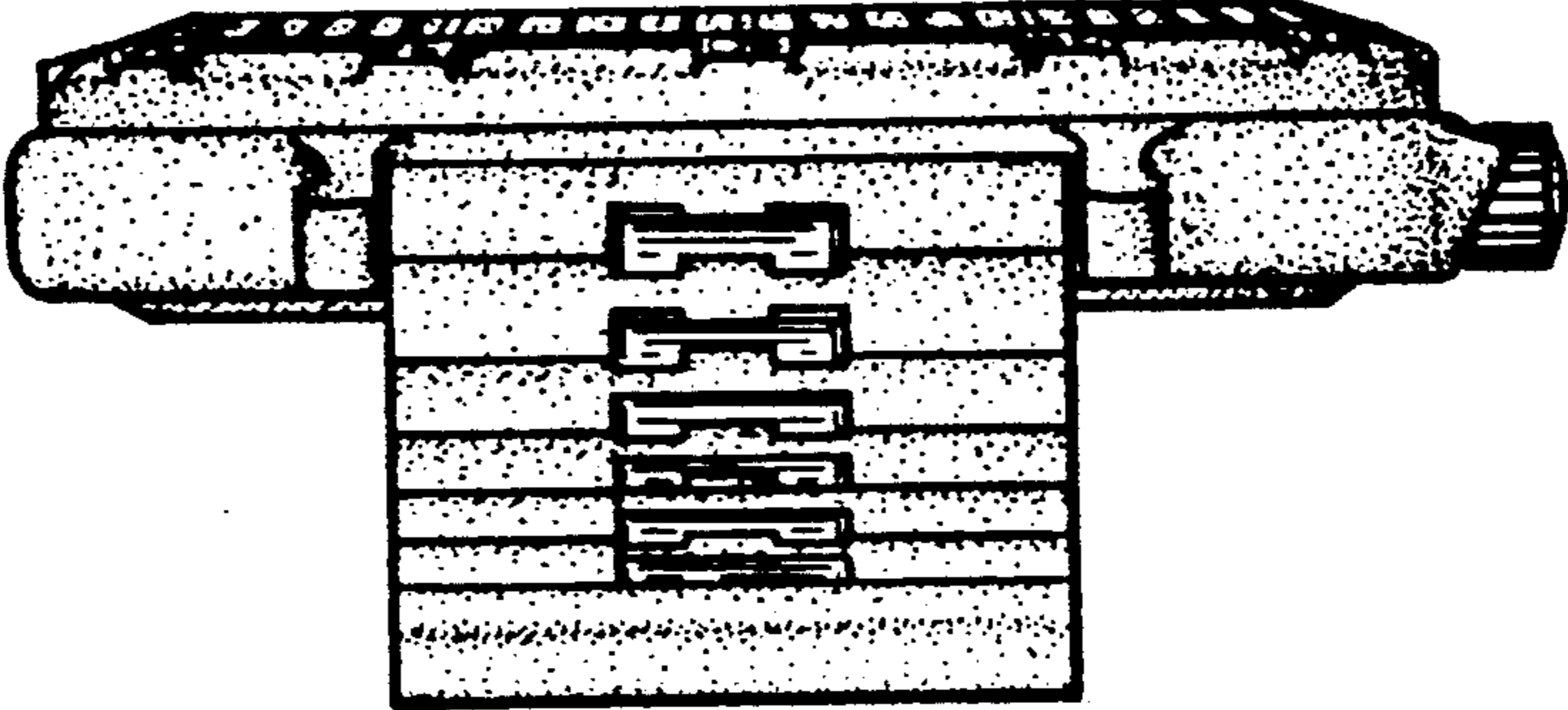


FIG. 5



FIG. 6