



US00D323110S

# United States Patent [19]

[11] Patent Number: **Des. 323,110**

Simms et al.

[45] Date of Patent: **\*\* Jan. 14, 1992**

## [54] COMBINED BOTTLE AND CAP

[75] Inventors: **John H. Simms**, Lindfield; **James C. Ward**, Hornsby; **Adam T. Laws**, Sydney, all of Australia

[73] Assignee: **Johnson & Johnson Consumer Products, Inc.**, Skillman, N.J.

[\*\*] Term: **14 Years**

[21] Appl. No.: **422,473**

[22] Filed: **Oct. 17, 1989**

[52] U.S. Cl. .... **D9/375; D9/367; D9/446**

[58] Field of Search ..... **D9/375, 373, 367, 446, D9/377, 403, 409, 413; 215/1 R, 1 C**

## [56] References Cited

### U.S. PATENT DOCUMENTS

- D. 250,601 12/1978 Pick et al. .... D9/373 X
- D. 259,094 5/1981 Weckman ..... D9/375
- D. 271,856 12/1983 Suhajda et al. .... D9/375
- D. 288,528 3/1987 Parad ..... D9/373
- D. 305,262 12/1989 Nichols ..... D9/373 X

## OTHER PUBLICATIONS

Modern Salon, Dec. 1984, p. 17, Niché Bottle Cap.

*Primary Examiner*—Bernard Ansher

*Assistant Examiner*—Lucy Lieberman

## [57] CLAIM

The ornamental design for a combined bottle and cap, as shown and described.

## DESCRIPTION

FIG. 1 is a top, front and left side perspective view of a combined bottle and cap showing our new design;

FIG. 2 is a top plan view thereof;

FIG. 3 is a front elevational view thereof; the rear elevation being a mirror image;

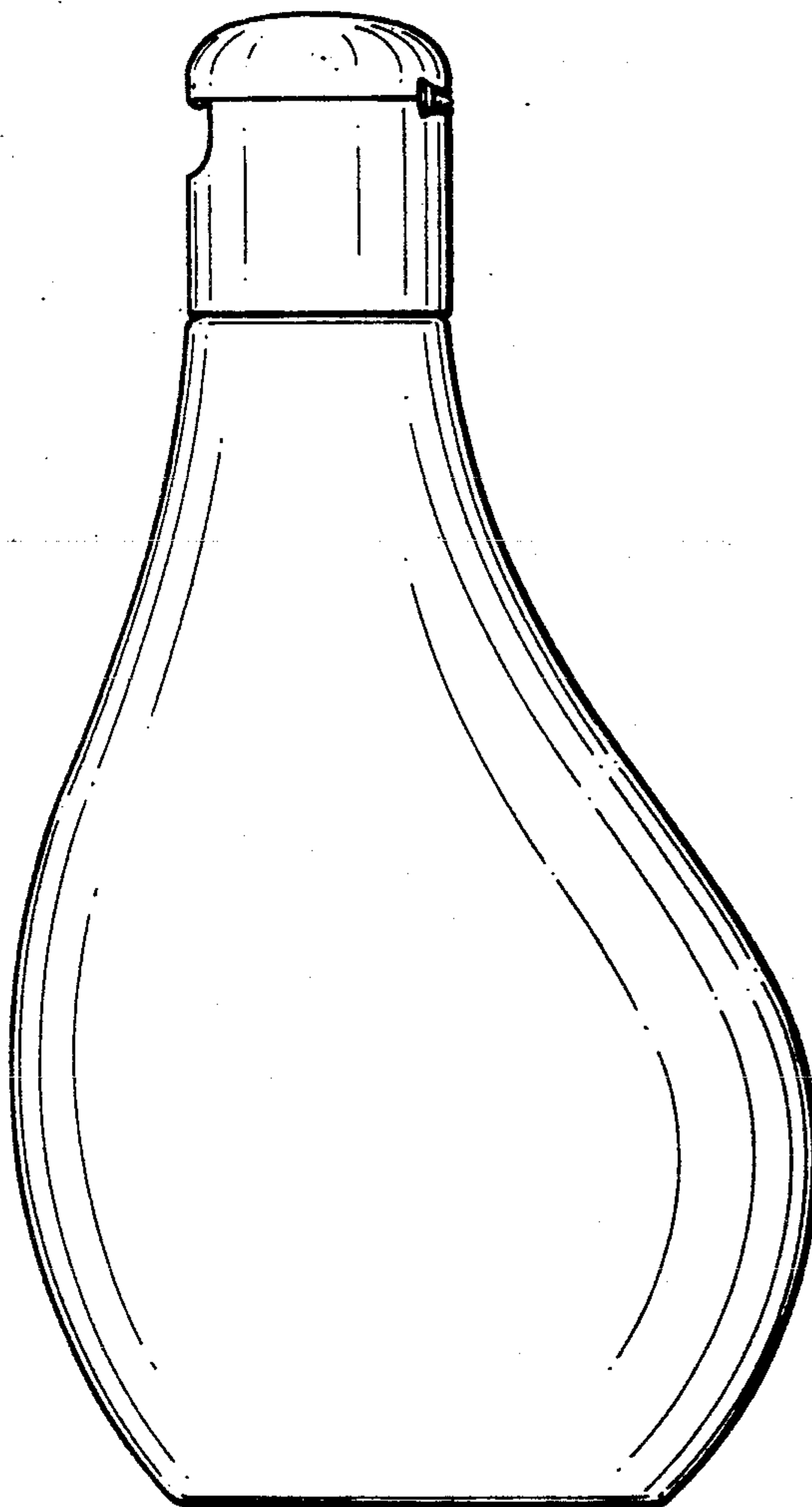
FIG. 4 is a bottom plan view thereof;

FIG. 5 is a left side elevational view thereof;


FIG. 6 is a right side elevational view thereof; and

FIG. 7 is a perspective view of the bottle shown with the cap removed for clarity of illustration.

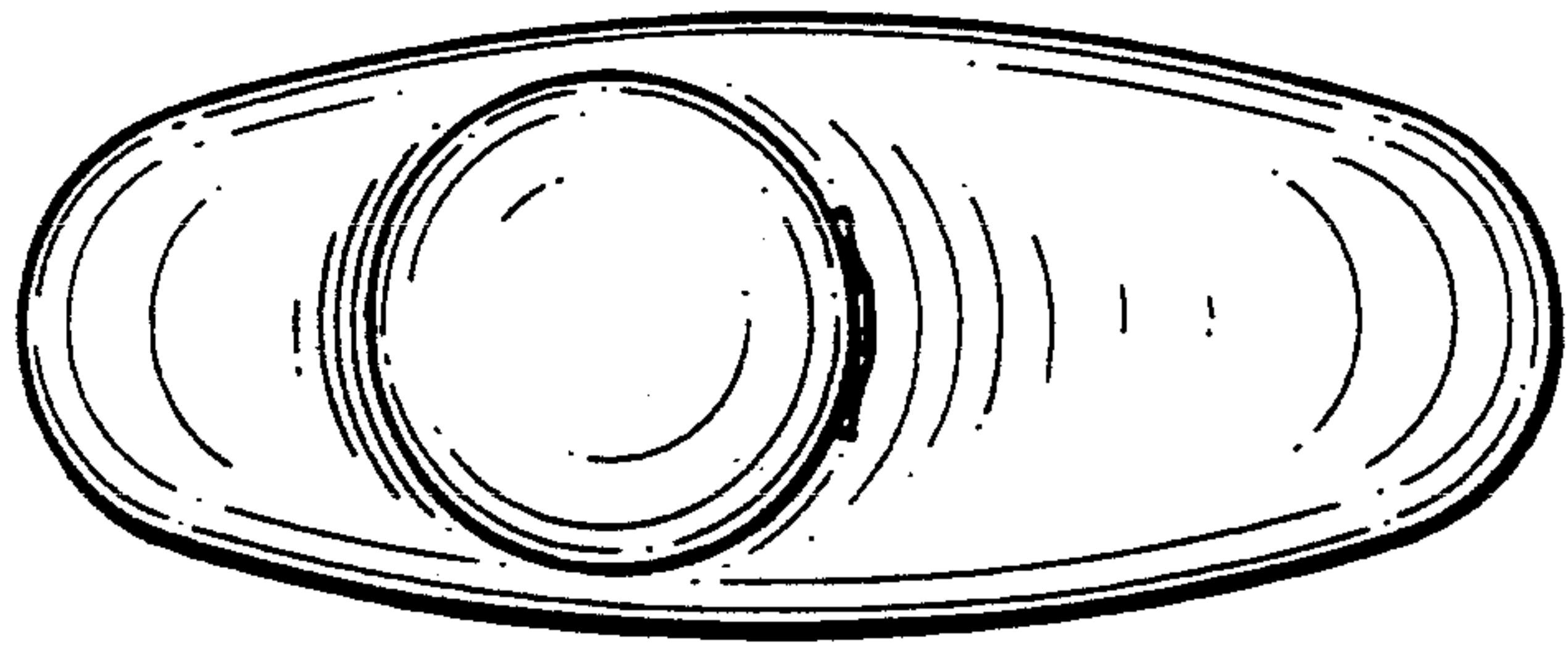
The broken line showing of a dispensing pump closure in FIG. 7 is for illustrative purposes only and does not form part of the claimed design.




*FIG-1*



*FIG-2*



*FIG-3*



*FIG-4*

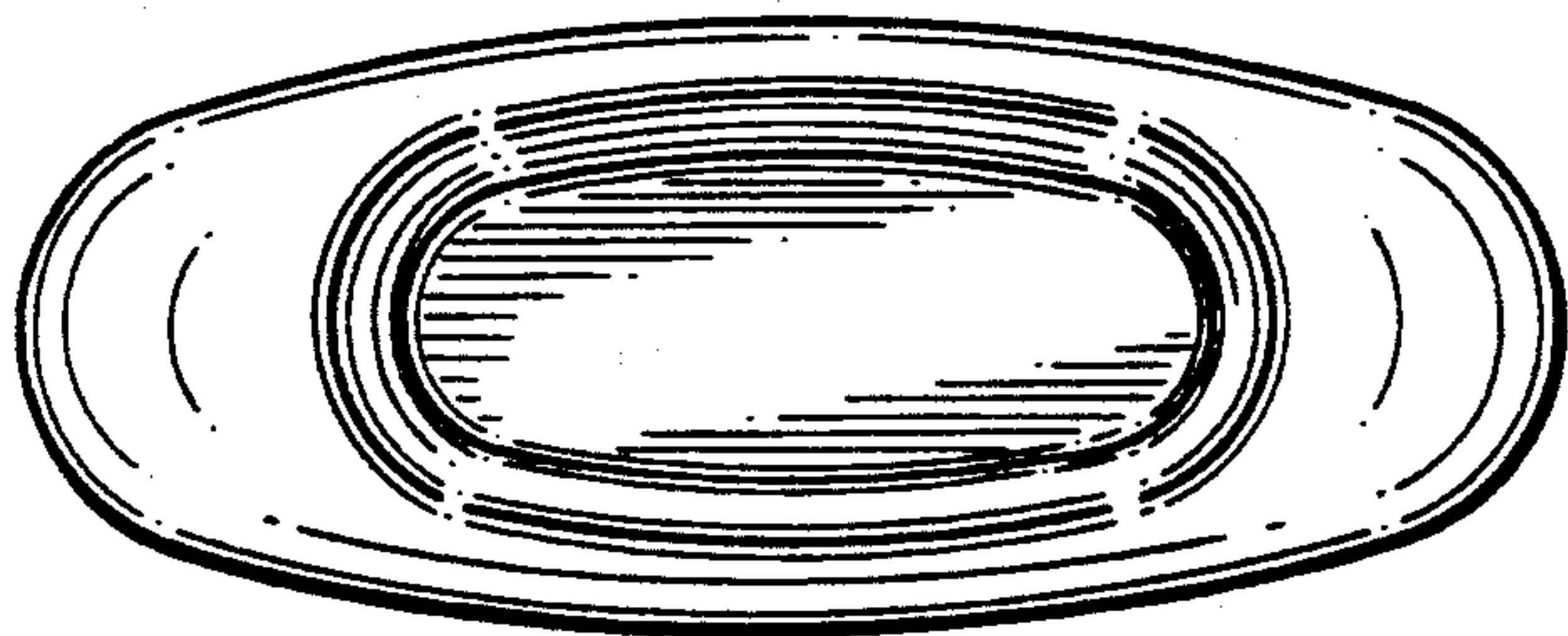


FIG-5

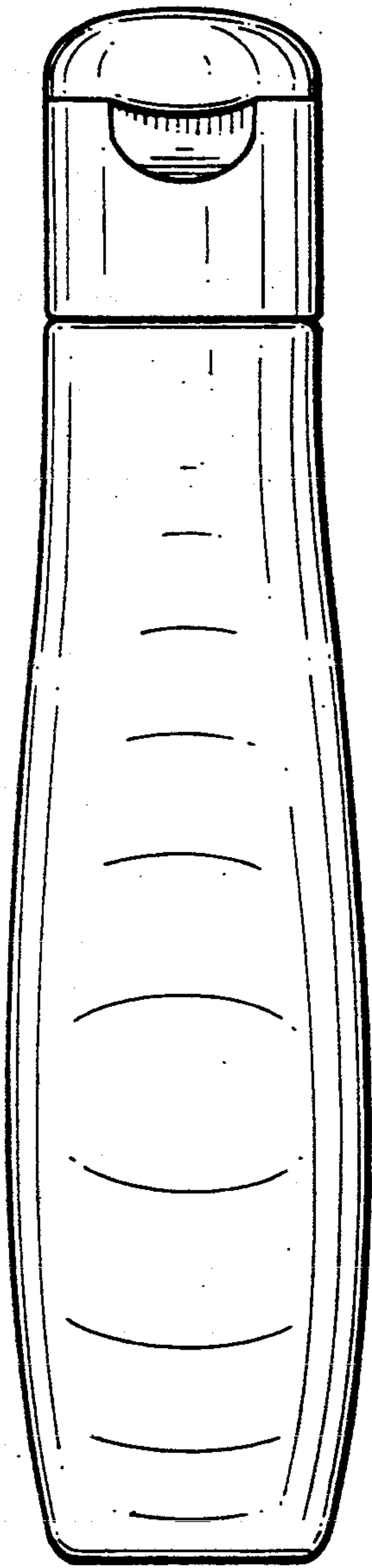


FIG-6

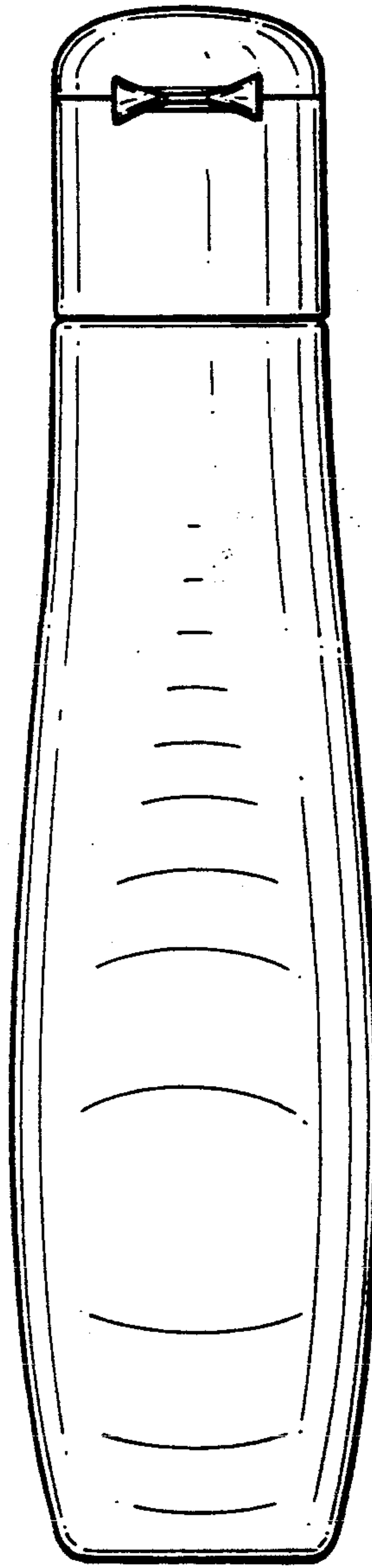


FIG-7

