



US00D323095S

United States Patent [19]

Usbeck

[11] Patent Number: Des. 323,095

[45] Date of Patent: ** Jan. 14, 1992

[54] HANDLE FOR KITCHEN TOOLS OR SIMILAR ARTICLES

[76] Inventor: Georg H. Usbeck, Frauenbergstrasse 33, D-3550 Marburg/Lahn 1, Fed. Rep. of Germany

[**] Term: 14 Years

[21] Appl. No.: 84,112

[22] Filed: Aug. 12, 1987

[30] Foreign Application Priority Data

Mar. 31, 1987 [DE] Fed. Rep. of Germany ... 16MR351

[52] U.S. Cl. D7/395

[58] Field of Search D7/395, 104, 102, 99, D7/103, 151, 394, 361, 354, 73, 74; D8/300

[56] References Cited

U.S. PATENT DOCUMENTS

D. 96,002	6/1935	Amrine	D7/395
D. 263,920	4/1982	Usbeck	D7/395
D. 269,400	6/1983	Usbeck	D7/395
D. 284,634	7/1986	Sumikama	D7/395
D. 289,357	4/1987	Bodfish	D7/151 X

OTHER PUBLICATIONS

Hong Kong Enterprise, vol. II, 1980, p. 116, Chuang's

Cutlery & Holloware Ltd. adv., Handle on left three flatware utensils.

Primary Examiner—Bruce W. Dunkins
Assistant Examiner—Janice E. Seeger
Attorney, Agent, or Firm—Fred Philpitt

[57] CLAIM

The ornamental design for a handle for kitchen tools or similar articles, as shown and described.

DESCRIPTION

FIG. 1 is a top plan view of a handle for kitchen tools or similar article, showing my new design;
FIG. 2 is a side elevational view;
FIG. 3 is a bottom plan view;
FIG. 4 is an elevational view, showing the side not shown in FIG. 2;
FIG. 5 is an elevational view, showing the end at bottom in FIG. 1;
FIG. 6 is an elevational view, showing the end at the top in FIG. 1;
FIG. 7 is a sectional view taken along line 7—7 in FIG. 3; and
FIG. 8 is a sectional view taken along line 8—8 in FIG. 3.




FIG. 6

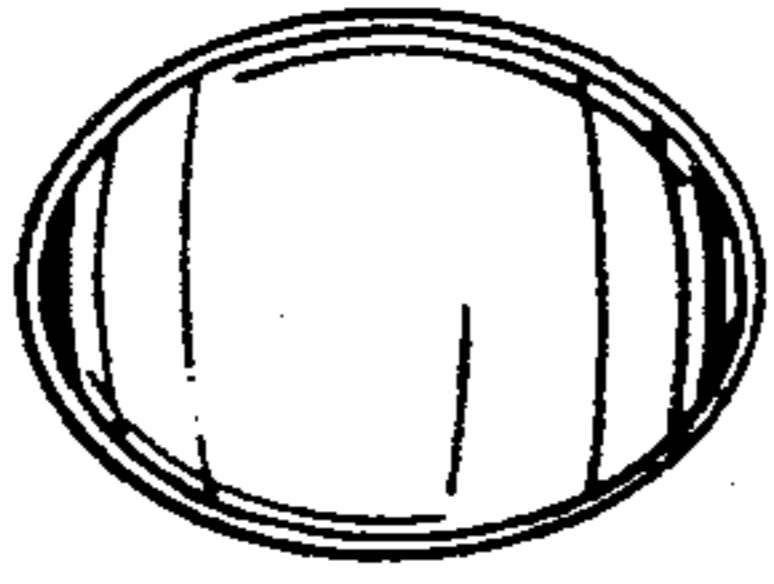


FIG. 8

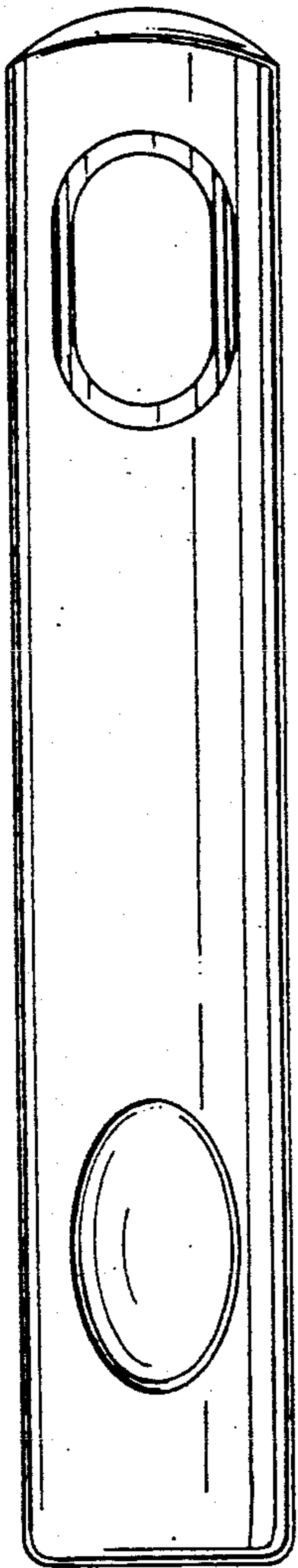
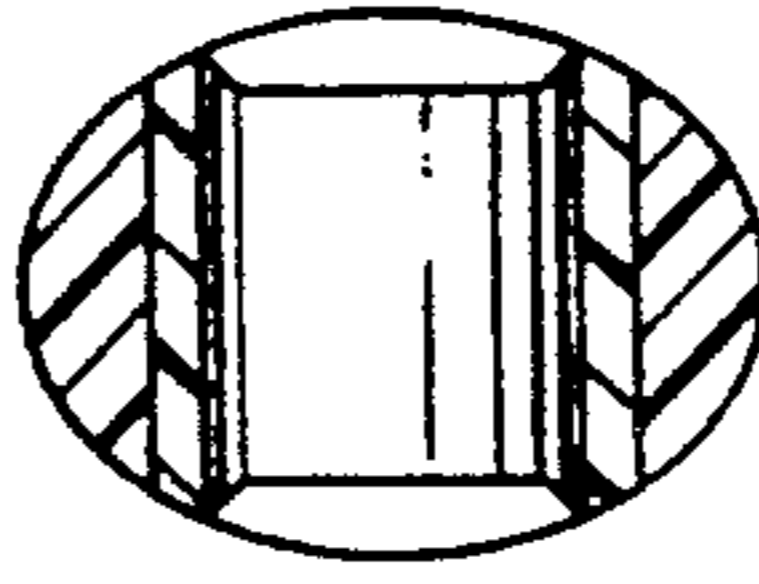


FIG. 1

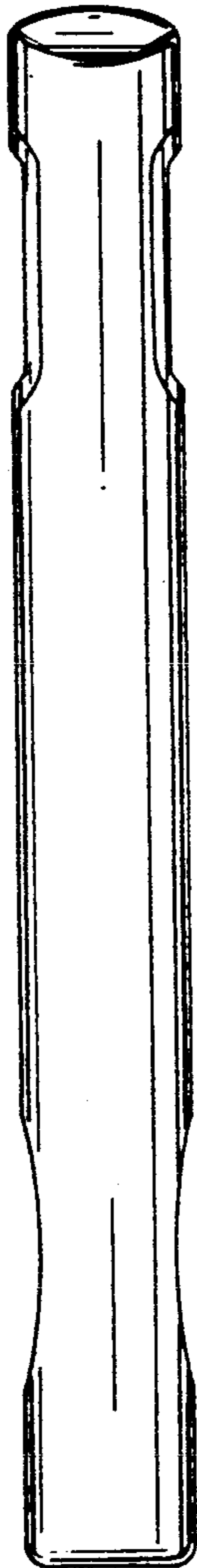


FIG. 2

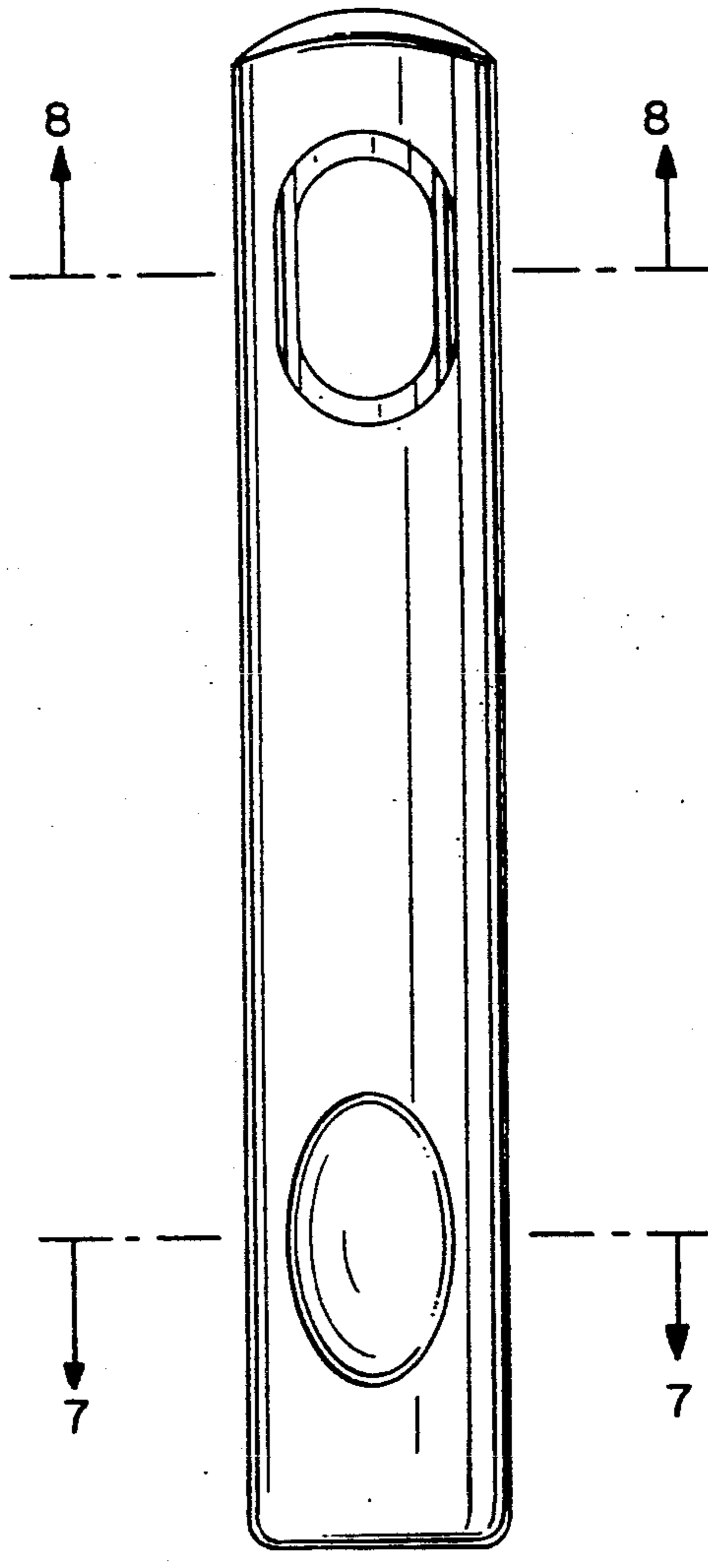


FIG. 3




FIG. 4

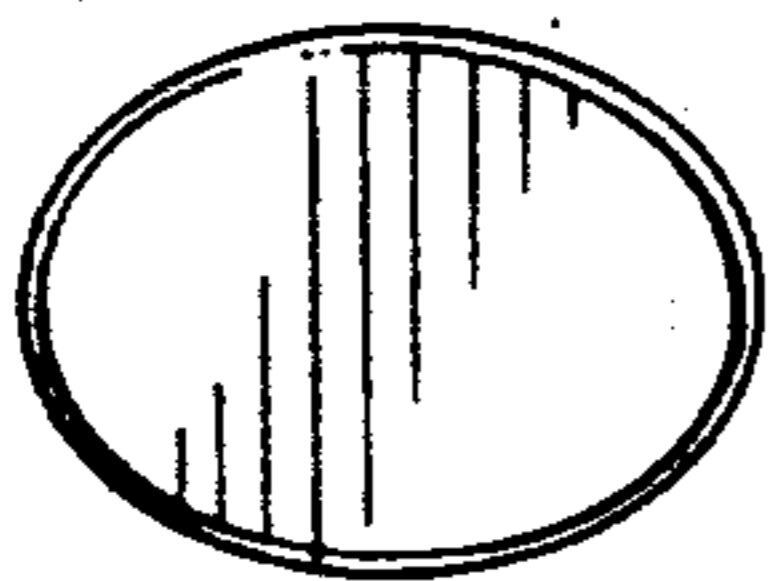


FIG. 5

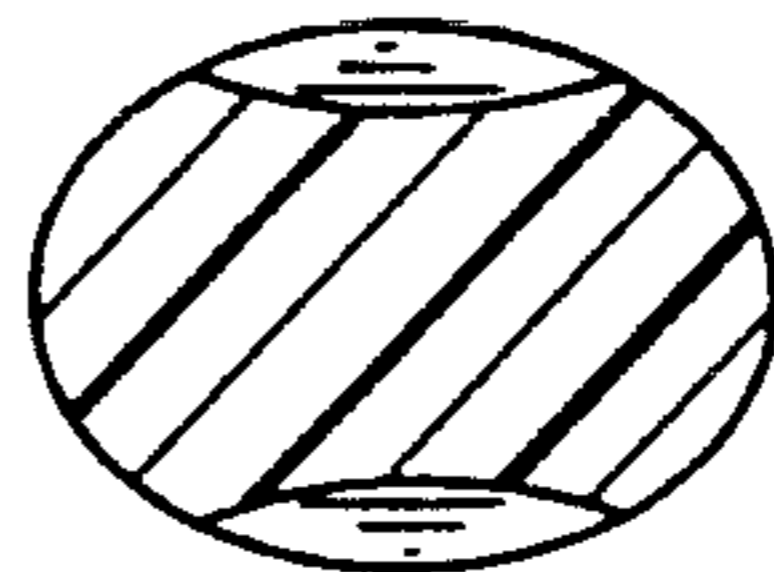


FIG. 7