



US00D323086S

United States Patent [19]

[11] Patent Number: **Des. 323,086**

Arcese et al.

[45] Date of Patent: **** Jan. 14, 1992**

[54] **TABLE**

[76] Inventors: **Amadeo Arcese; Joe Arcese**, both of
6124 Shawson Drive, Mississauga,
Ontario, Canada, L5T 1E6

[**] Term: **14 Years**

[21] Appl. No.: **366,524**

[22] Filed: **Jun. 14, 1989**

[30] **Foreign Application Priority Data**

Mar. 30, 1989 [CA] Canada 30-03-89-27

[52] U.S. Cl. **D6/480; D21/232**

[58] Field of Search **D6/480, 482-489,
D6/495, 497, 499, 430, 396, 431, 397, 451, 429;
D21/232, 14**

[56] **References Cited**

U.S. PATENT DOCUMENTS

D. 48,986 5/1916 Pfefferkorn et al. D6/480 X
D. 72,151 3/1927 Guth D6/480

D. 98,890 3/1936 Pumphrey D6/480 X
D. 290,796 7/1987 Becker D6/480
D. 297,599 9/1988 DeLuca D6/480 X
D. 313,327 1/1991 Prevedello et al. D6/484
D. 319,860 9/1991 Ascher D21/232


Primary Examiner—Bruce W. Dunkins
Assistant Examiner—Janice E. Seeger
Attorney, Agent, or Firm—Sims & McBurney

[57] **CLAIM**

The ornamental design for a table, as shown and described.

DESCRIPTION

FIG. 1 is a perspective view of a table, showing my new design;
FIG. 2 is a top plan view;
FIG. 3 is an end elevational view, the opposite end being identical thereto;
FIG. 4 is a side elevational view, the opposite side being identical thereto; and
FIG. 5 is a perspective view, showing an alternate embodiment of my new design.



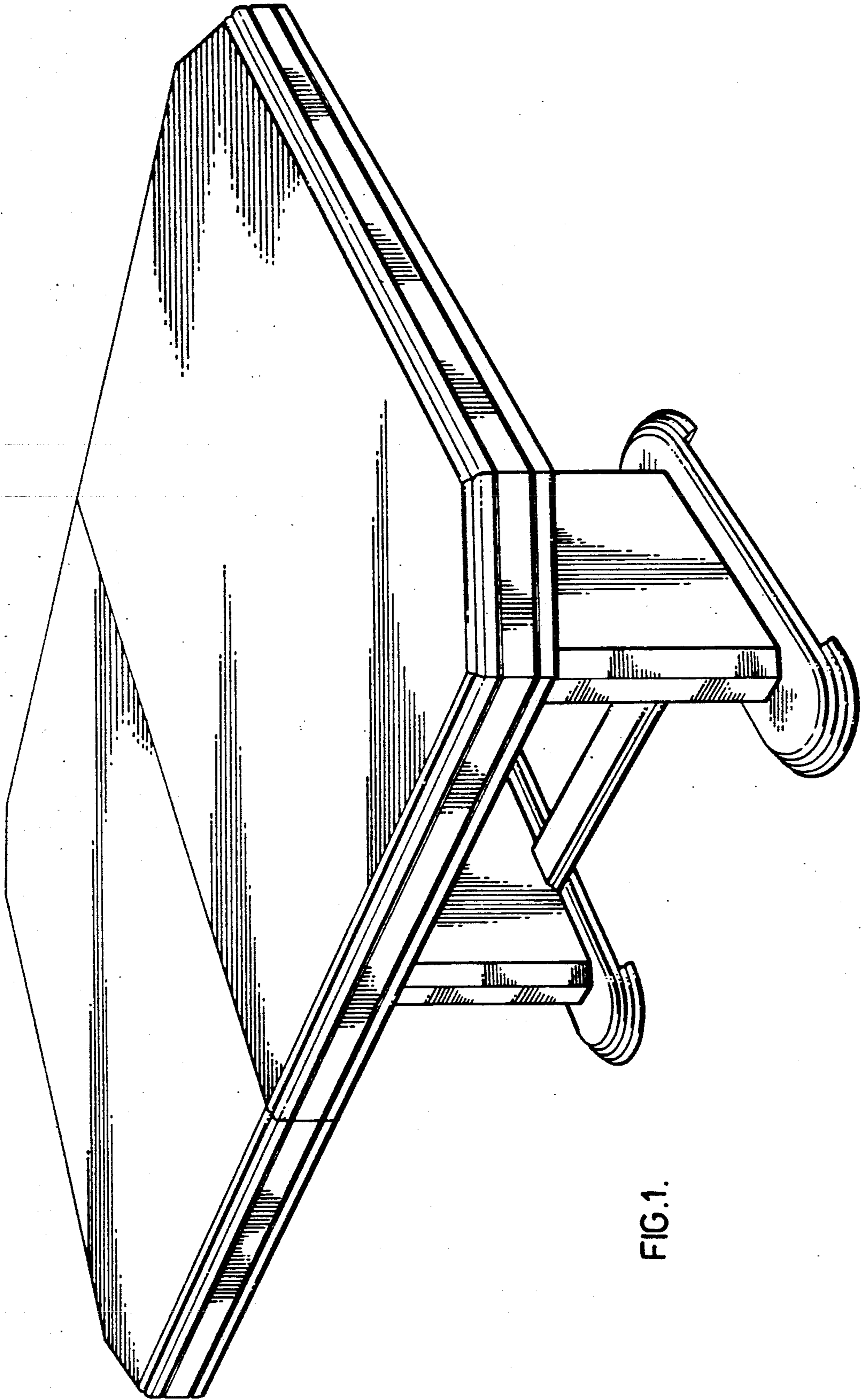


FIG. 1.

FIG. 2.


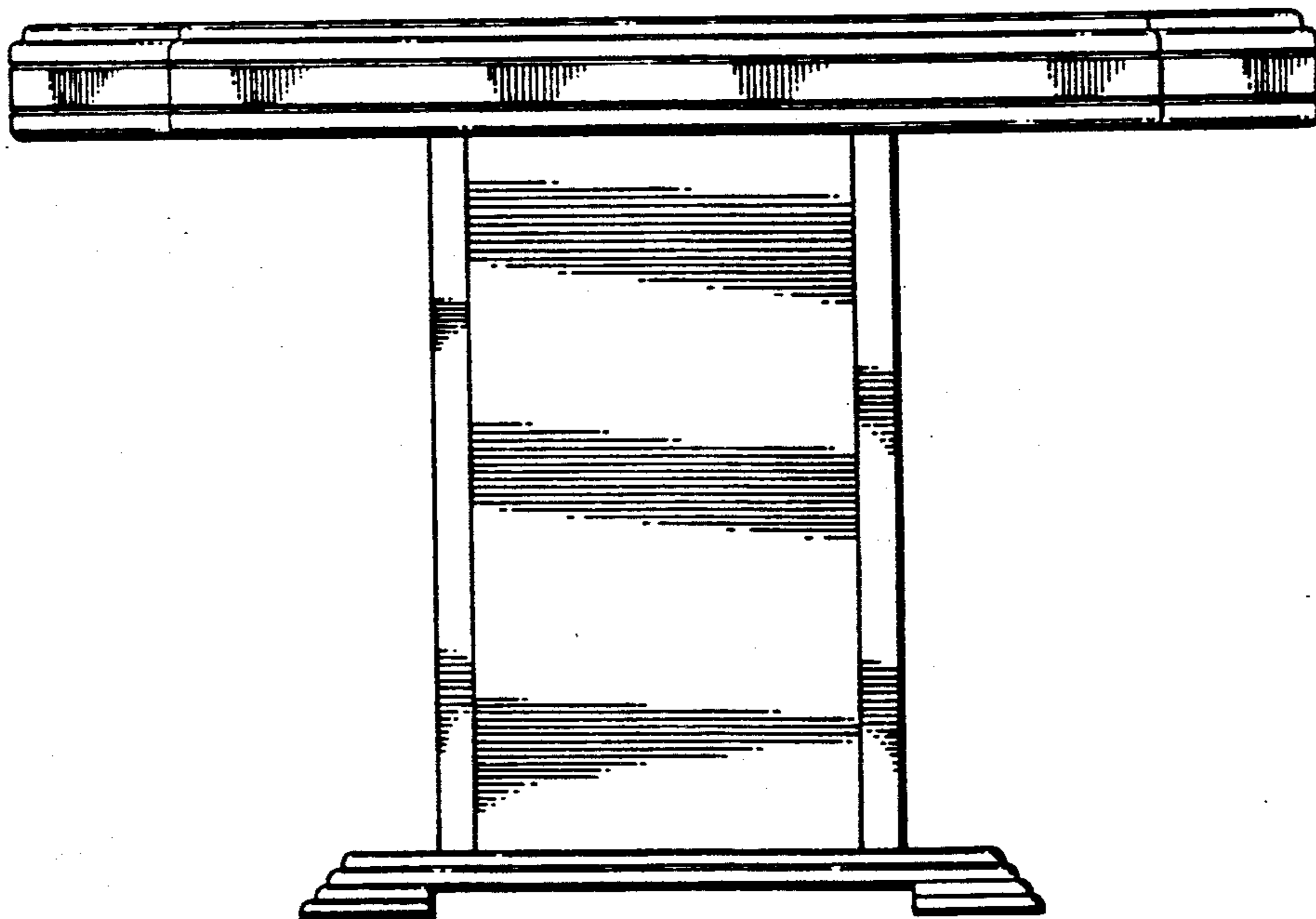


FIG. 3.



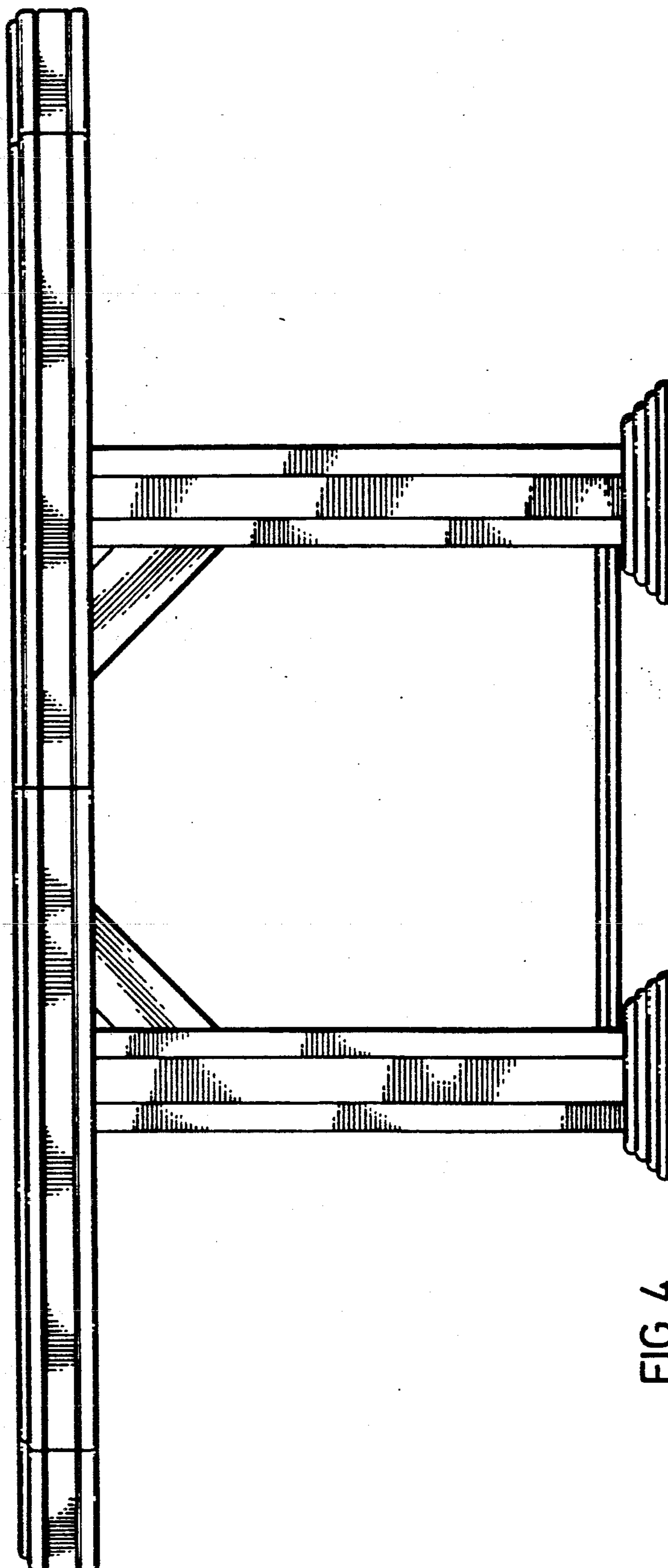


FIG. 4.

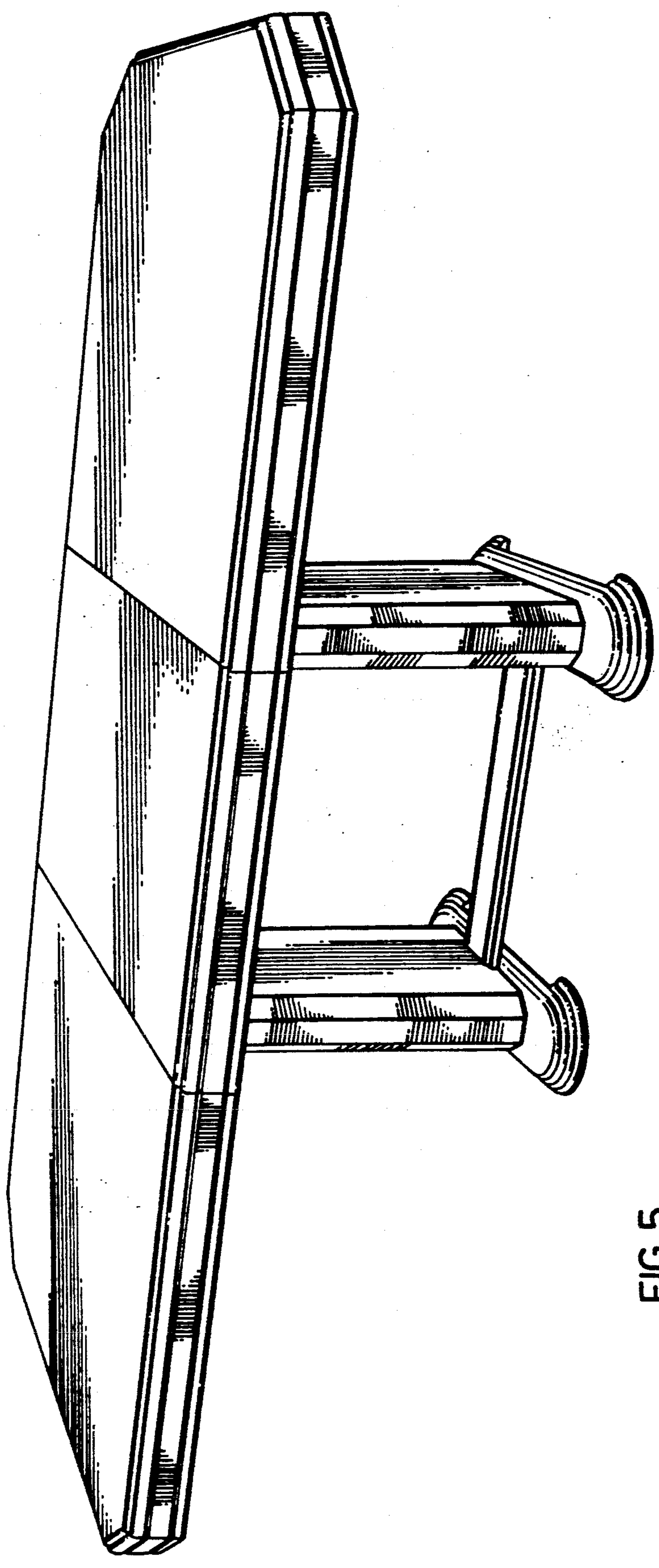


FIG. 5.