



US00D323080S

# United States Patent [19]

Allen

[11] Patent Number: **Des. 323,080**

[45] Date of Patent: **\*\* Jan. 14, 1992**

- [54] **MERCHANDISE DISPLAY STAND**
- [75] Inventor: **John L. Allen, Houston, Tex.**
- [73] Assignee: **Liz Claiborne, Inc., New York, N.Y.**
- [\*\*] Term: **14 Years**
- [21] Appl. No.: **411,605**
- [22] Filed: **Sep. 21, 1989**
- [52] U.S. Cl. .... **D6/411; D6/396; D6/410; D6/415**
- [58] **Field of Search** ..... **D6/411; 108/1, 6, 8; 211/70.1, 97, 98, 99, 100, 102, 103, 119.1, 204; 248/76, 160, 186, 408, 415, 423, 518, 519, 523, 524, 599; 312/8, 114, 117, 118, 137, 194, 195, 196, 294, 299, 304, 307**

- D. 259,315 5/1981 Ford et al. .... D6/415
- 1,714,248 5/1929 Cleveland et al. .... 211/98
- 4,253,578 3/1981 Rekow ..... 211/204 X
- 4,634,090 1/1987 Currie et al. .... 248/415 X
- 4,946,048 8/1990 Francois ..... 211/34

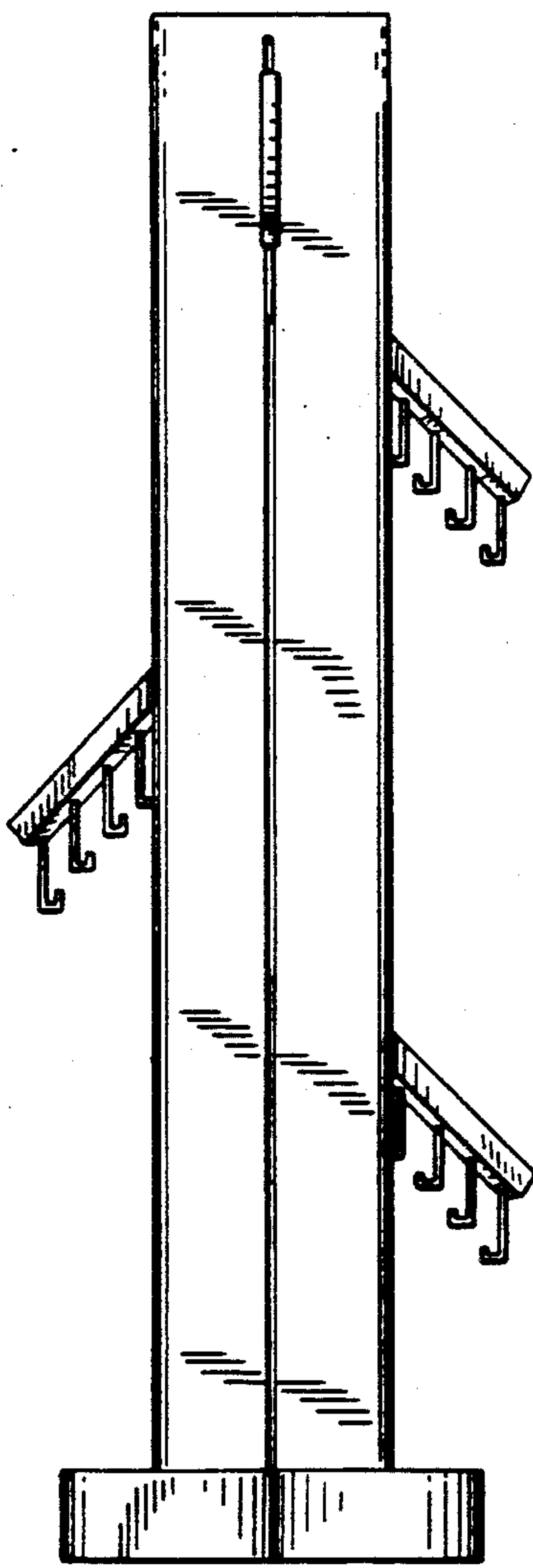
*Primary Examiner*—Bruce W. Dunkins  
*Assistant Examiner*—Monica A. Hannon  
*Attorney, Agent, or Firm*—Kirschstein, Ottinger, Israel & Schiffmiller

[57] **CLAIM**  
 The ornamental design for a merchandise display stand, as shown and described.

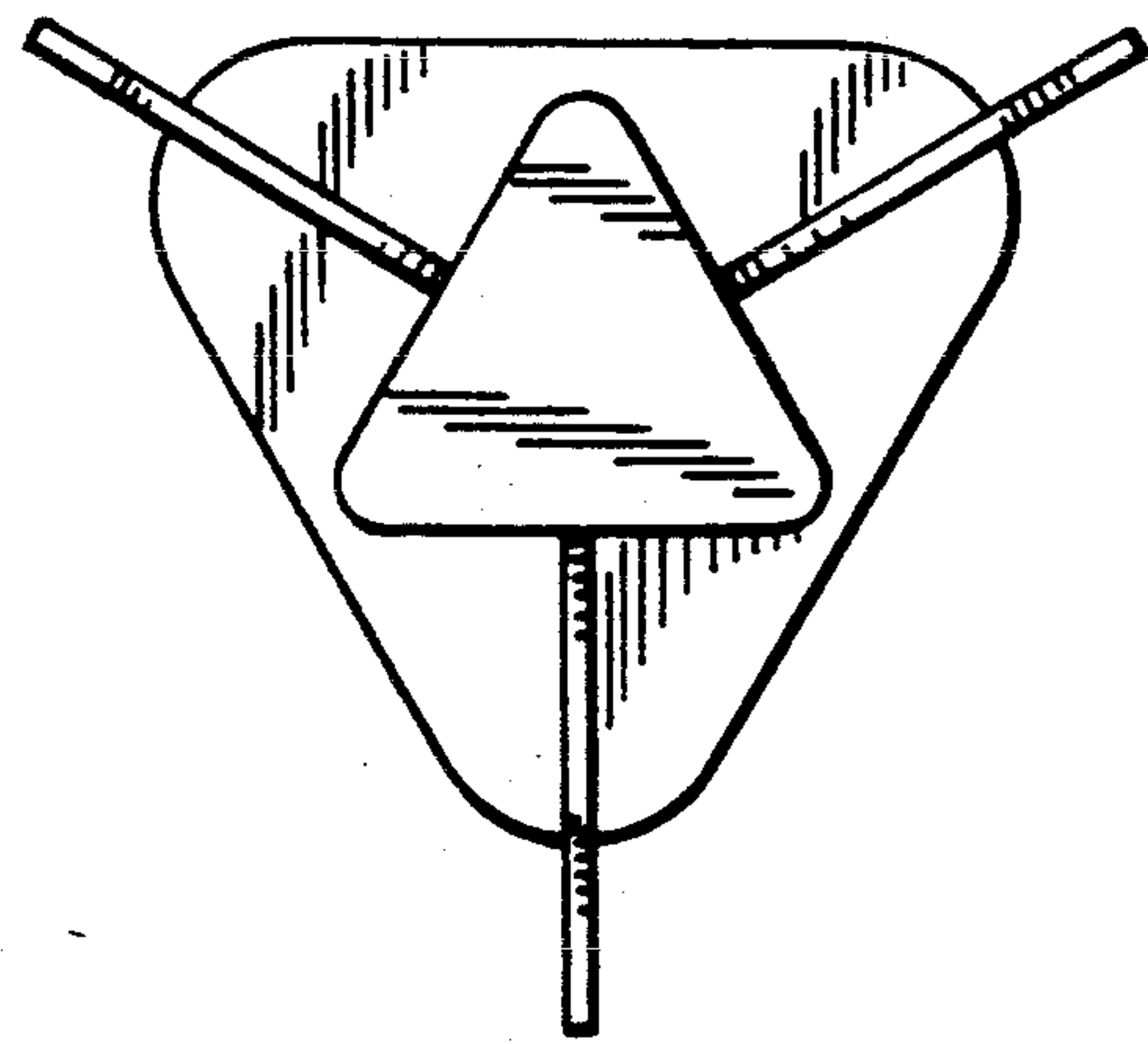
### DESCRIPTION

FIG. 1 is a top plan view of merchandise display stand showing my new design;  
 FIG. 2 is a front elevational view thereof;  
 FIG. 3 is a right side elevational view; the left side being a mirror image thereof;  
 FIG. 4 is a rear elevational view thereof; and  
 FIG. 5 is a bottom plan view thereof.

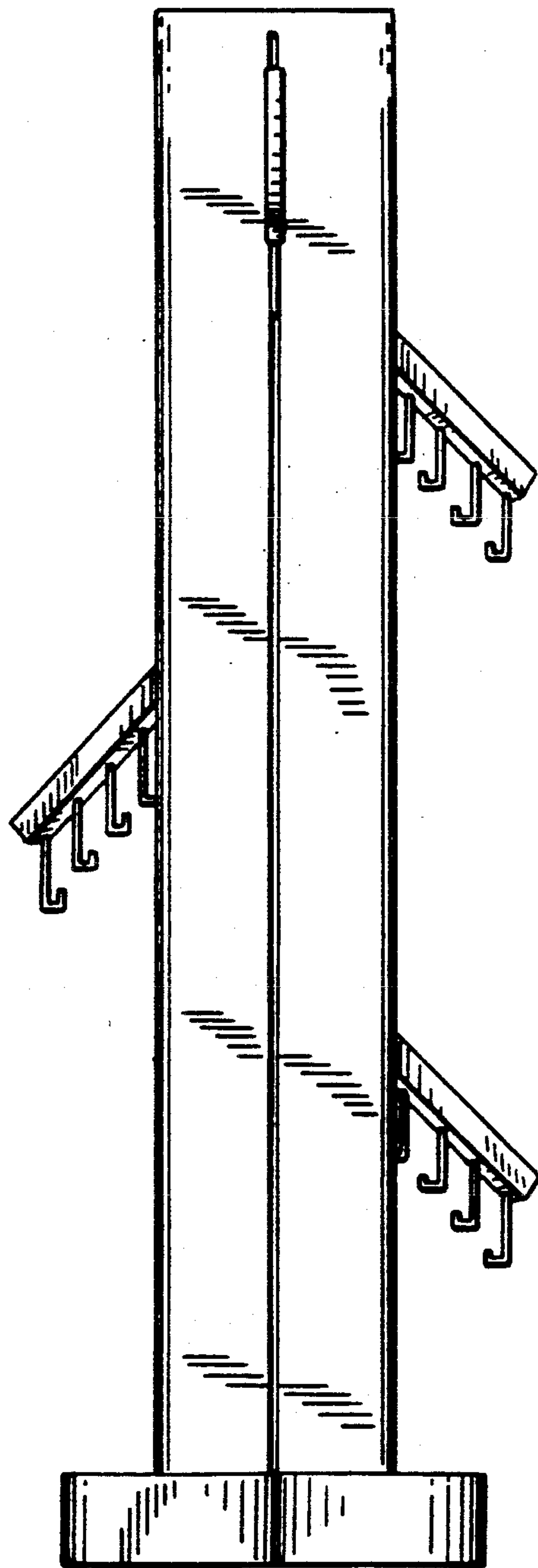
- [56] **References Cited**
- U.S. PATENT DOCUMENTS**
- D. 230,450 2/1974 Cohen ..... D6/415 X
- D. 243,804 3/1977 Underwood et al. .... D6/412



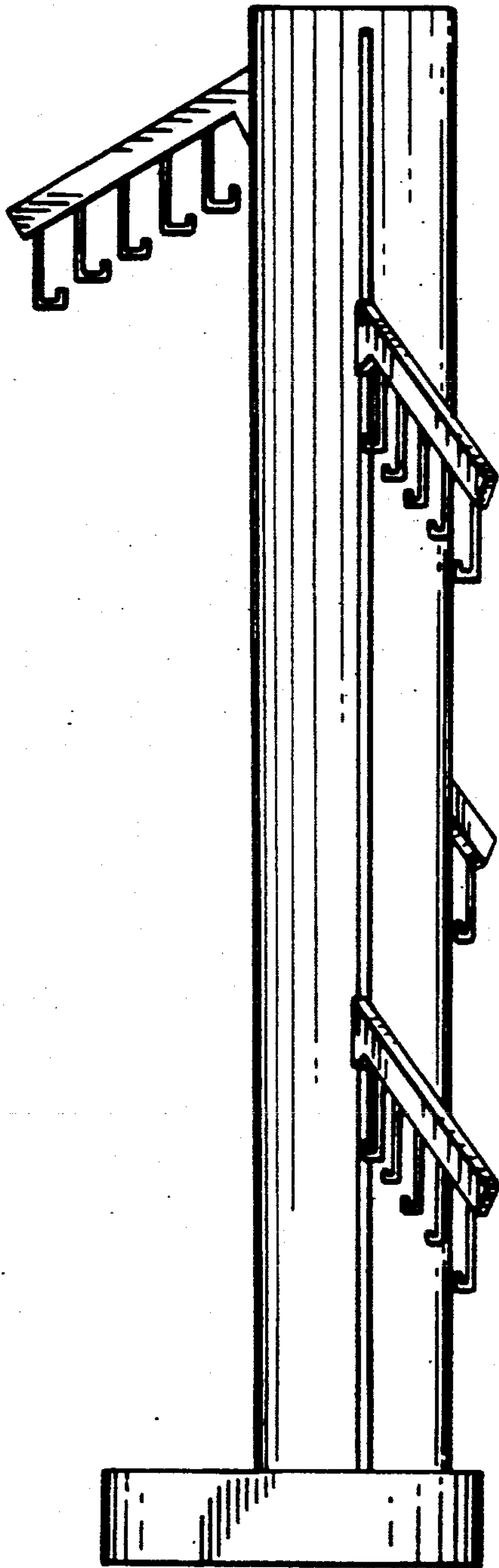
*FIG. 1*



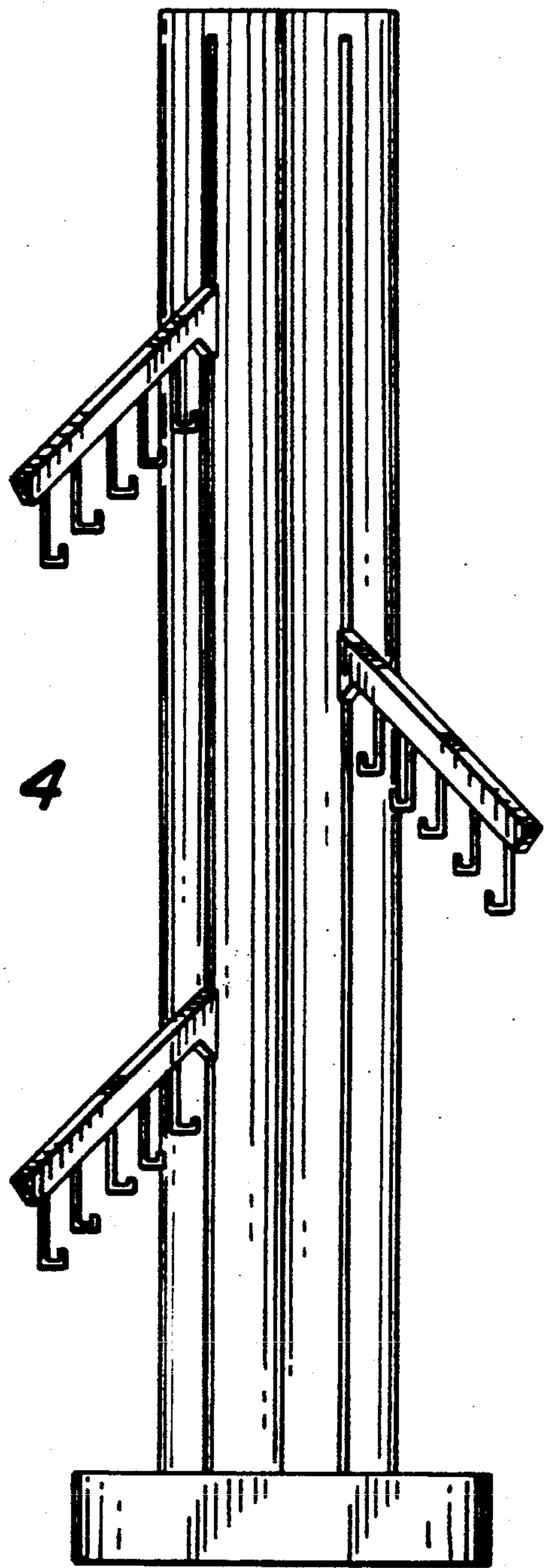
*FIG. 2*



*FIG. 3*



*FIG. 4*



*FIG. 5*

