



US00D323077S

# United States Patent [19]

Saiger

[11] Patent Number: **Des. 323,077**

[45] Date of Patent: **\*\* Jan. 14, 1992**

[54] **CHAIR FRAME**

[75] Inventor: **Herbert C. Saiger, Troy, Ohio**

[73] Assignee: **Crown Leisure Products, Inc., Owosso, Mich.**

[\*\*] Term: **14 Years**

[21] Appl. No.: **243,696**

[22] Filed: **Sep. 13, 1988**

[52] U.S. Cl. .... **D6/369; D6/379**

[58] Field of Search ..... **D6/334, 369, 370, 371, D6/372, 373, 374, 375, 376, 379, 380, 500**

[56] **References Cited**

**U.S. PATENT DOCUMENTS**

- D. 271,455 11/1983 Saiger ..... D6/500
- D. 290,194 6/1987 Zola ..... D6/369
- D. 298,787 12/1988 Greene ..... D6/379 X

**OTHER PUBLICATIONS**

- Ficks Reed Co.*, p. 18, Chair #6090CU, bottom right.
- Ficks Reed Co.*, p. 23, Chair #5050CU, top left.
- Furniture South*, p. 56, Settee at bottom left.

*Brown Jordon*, 1986, p. 39, Arm Chair "E", bottom right.

*Brown Jordon*, pre Jan. 1987, Bar stools pictured mid-page.

*Seattle Times Ad*, 2-28-88, Sunrise Designer Patio Chair, left lower middle of page.

*Furniture South*, 6/1942, p. 11. chair at left in picture bottom right.

*Primary Examiner*—Bruce W. Dunkins

*Assistant Examiner*—Gary D. Watson

*Attorney, Agent, or Firm*—Learman & McCulloch

[57] **CLAIM**

The ornamental design for a chair frame, as shown and described.

**DESCRIPTION**

FIG. 1 is a perspective view of a chair frame showing my new design;


FIG. 2 is a side elevational view thereof, the view from the opposite side being identical;

FIG. 3 is a front elevational view;

FIG. 4 is a rear elevational view;

FIG. 5 is a top plan view; and

FIG. 6 is a bottom plan view thereof.






FIG. 1

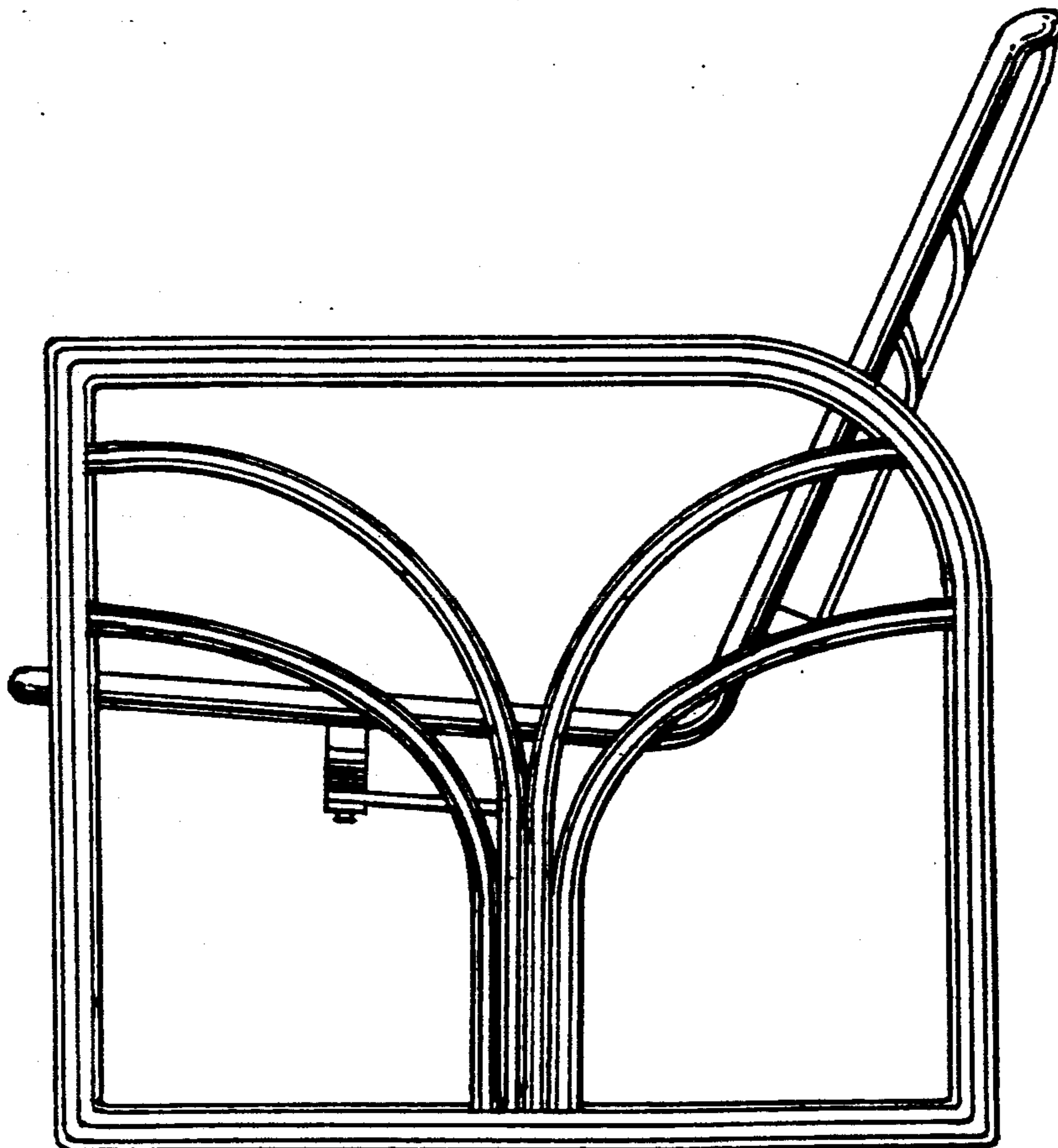




FIG. 2



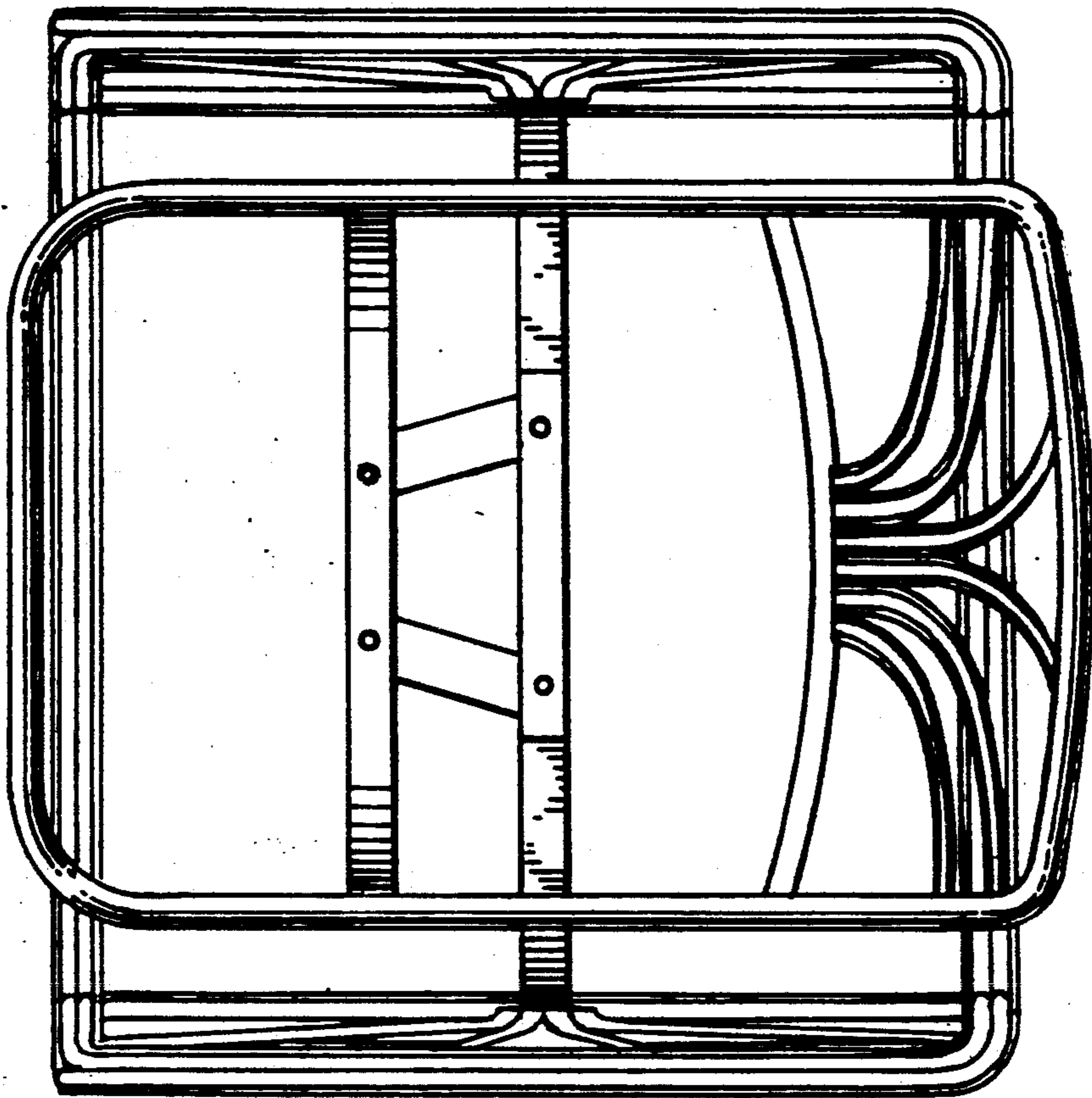


FIG. 5

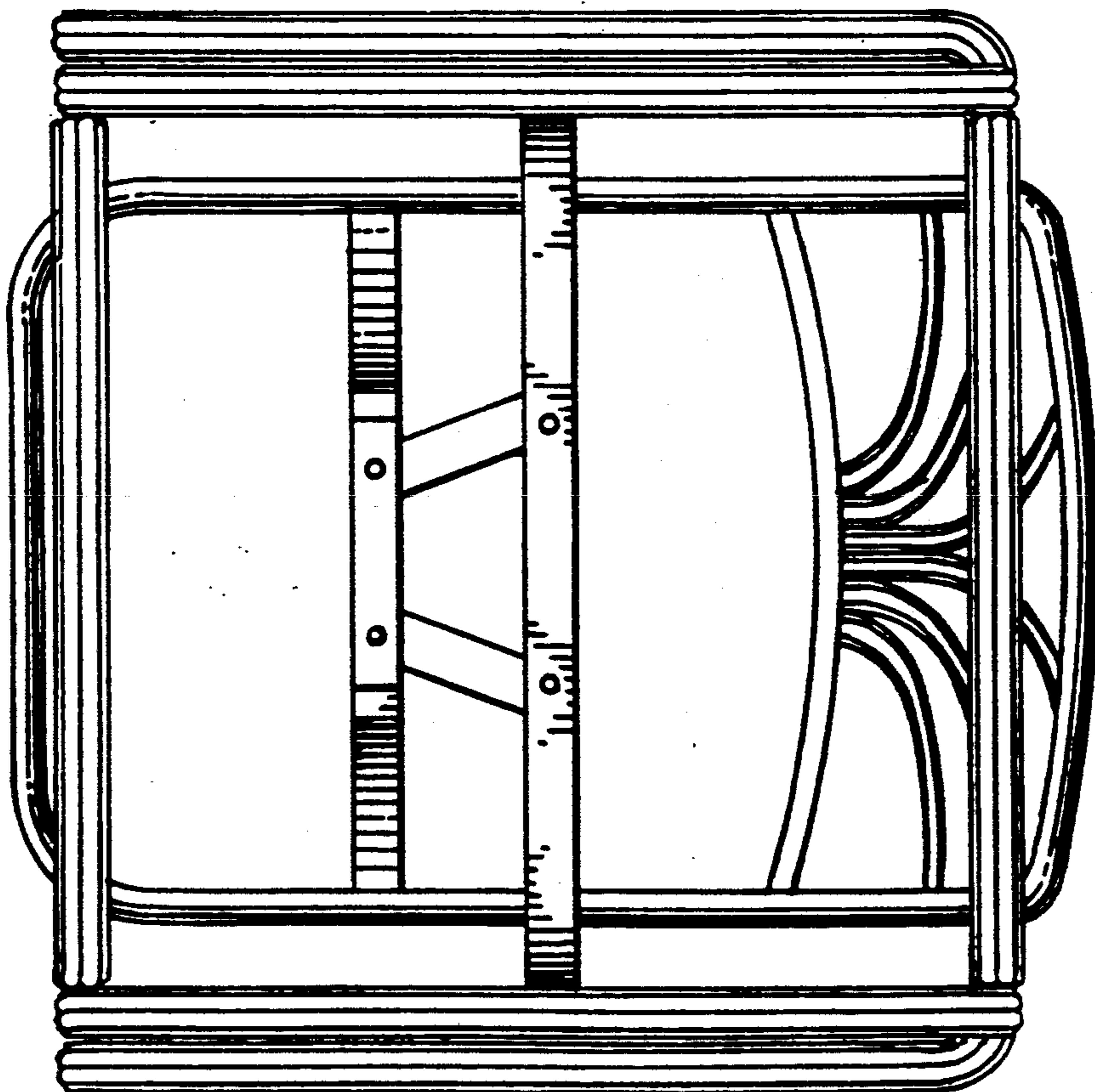


FIG. 6