

United States Patent [19]

Anderson et al.

[11] **Patent Number: Des. 323,072**

[45] **Date of Patent: ** Jan. 14, 1992**

[54] **GARMENT HANGER**

[76] **Inventors:** Karl Anderson, 9616 E. Valley Blvd., Rosemead, Calif. 91770; Robert L. Dunagan, 507 S. Palm, Alhambra, Calif. 91803

[**] **Term:** 14 Years

[21] **Appl. No.:** 469,836

[22] **Filed:** Jan. 24, 1990

[52] **U.S. Cl.** D6/317; D6/315

[58] **Field of Search** D6/315, 317, 318, 327, D6/326; 211/113, 119; 223/85, 88, 92, 91, 95, 86, 87, 89, 90, 94, 96

[56] **References Cited**

U.S. PATENT DOCUMENTS

D. 32,764	5/1900	Heimann	D6/317
D. 236,572	9/1975	Ostroll	D6/326
834,800	10/1906	Hawk	223/95

2,340,320	2/1944	Goldbert	223/91
4,892,238	1/1990	Pinczykowski	223/92

FOREIGN PATENT DOCUMENTS

0785213	10/1957	United Kingdom	223/85
---------	---------	----------------------	--------

Primary Examiner—B. J. Bullock

Attorney, Agent, or Firm—Robert A. Seldon

[57] **CLAIM**

The ornamental design for a garment hanger, as shown and described.

DESCRIPTION

FIG. 1 is a front perspective view of a garment hanger showing our new design;
 FIG. 2 is a rear elevational view thereof;
 FIG. 3 is a right side elevational view thereof;
 FIG. 4 is a left side elevational view thereof;
 FIG. 5 is a top plan view thereof; and
 FIG. 6 is a bottom plan view thereof.

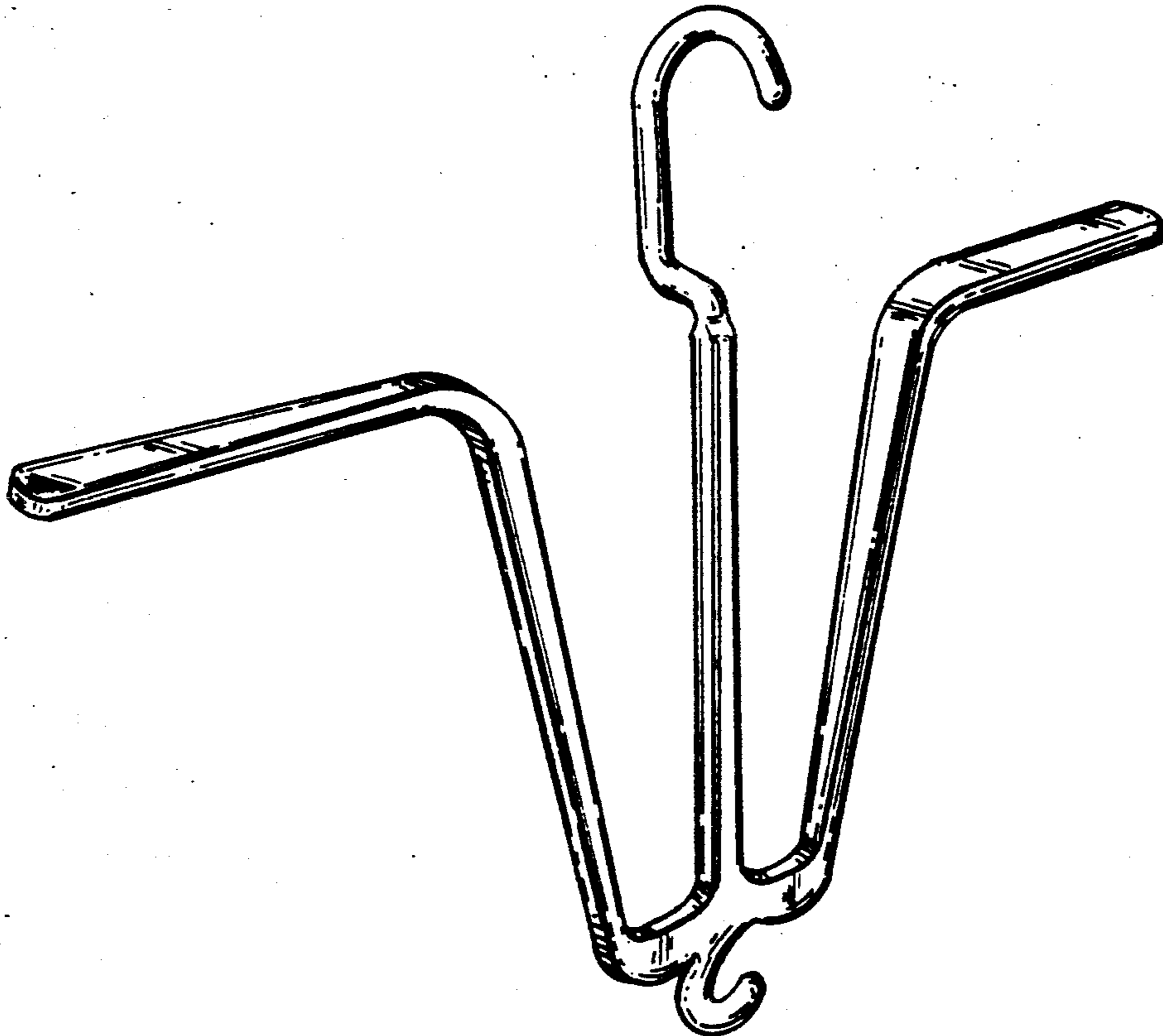


FIG. 1

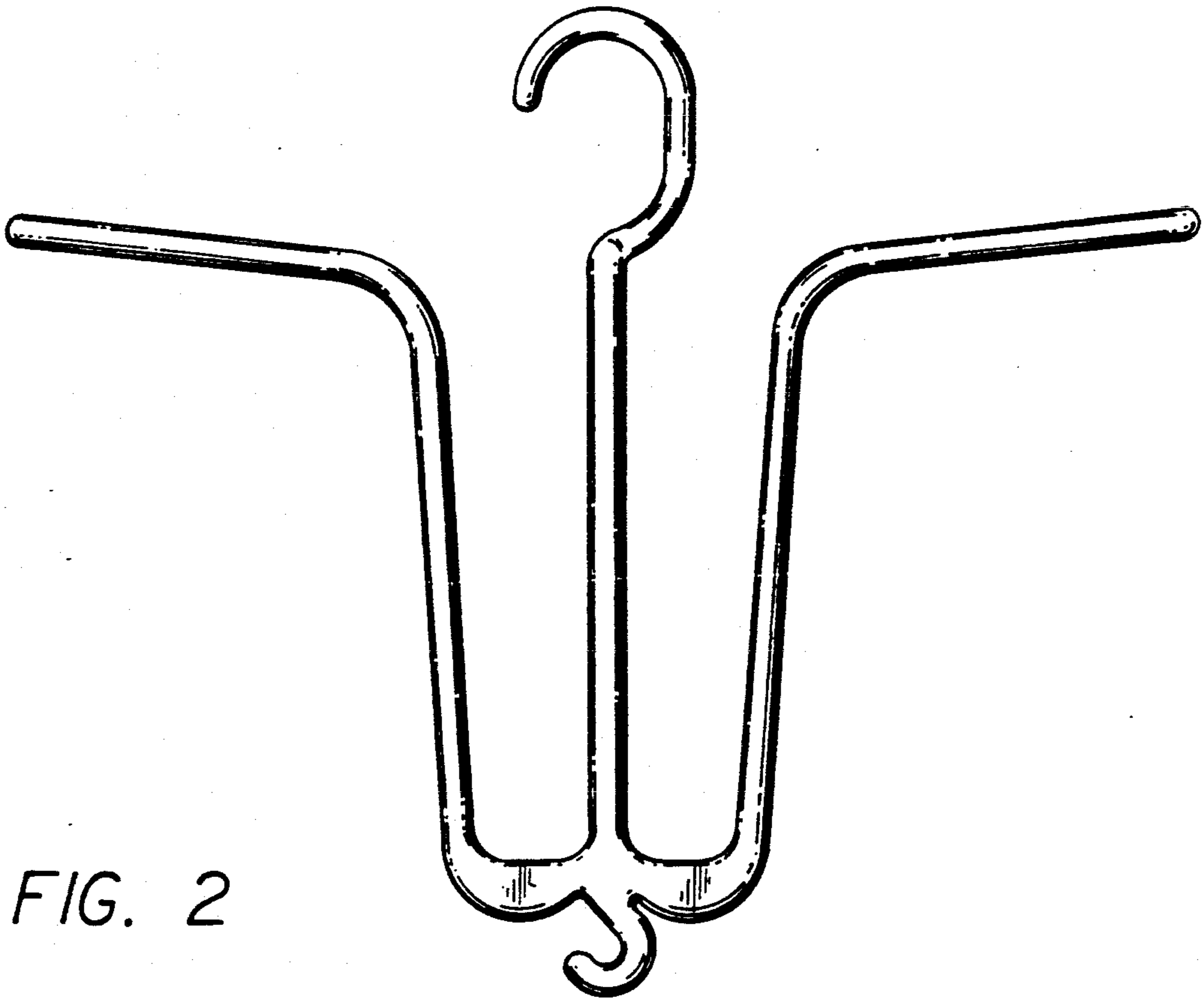
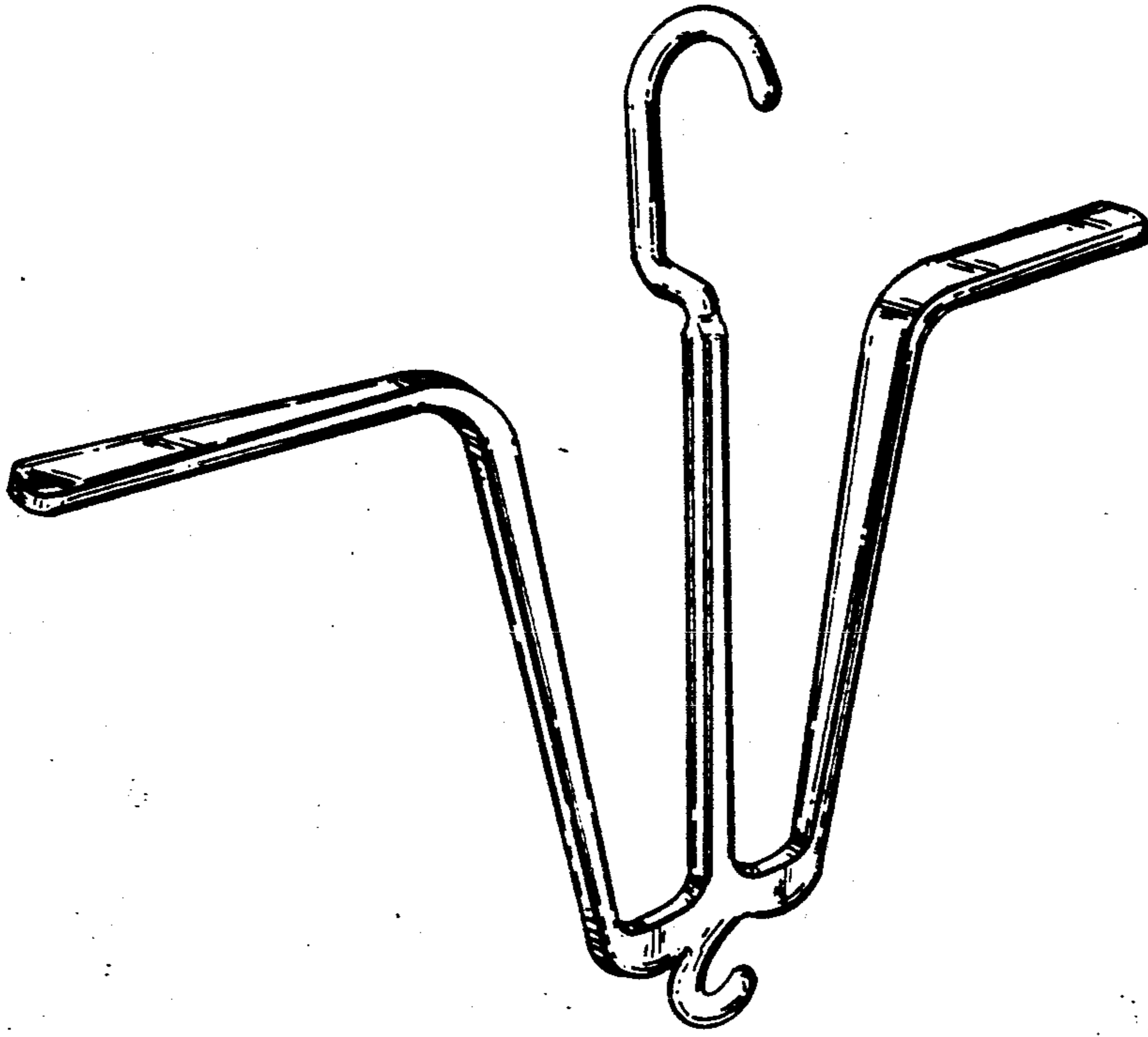


FIG. 2



FIG. 3



FIG. 4




FIG. 5



FIG. 6