



US00D323071S

United States Patent [19]

Anderson et al.

[11] Patent Number: **Des. 323,071**

[45] Date of Patent: **** Jan. 14, 1992**

[54] **GARMENT HANGER**

[76] Inventors: **Karl Anderson**, 9616 E. Valley Blvd., Rosemead, Calif. 91770; **Robert L. Dunagan**, 507 S. Palm, Alhambra, Calif. 91803

[**] Term: **14 Years**

[21] Appl. No.: **469,835**

[22] Filed: **Jan. 24, 1990**

[52] U.S. Cl. **D6/317; D6/318**

[58] Field of Search **D6/315, 317, 318, 319; 211/113, 119; 223/85, 92, 91, 87, DIG. 4, 86, 88, 89, 90, 93-96**

[56] **References Cited**

U.S. PATENT DOCUMENTS

D. 272,594	2/1984	Brown	D6/319
D. 306,802	3/1990	Pedersen	D6/317
987,416	3/1911	Tueckmantel	223/91

1,017,854	2/1912	Corbin	223/91
1,470,925	10/1923	Klein et al.	223/87

FOREIGN PATENT DOCUMENTS

0229133	6/1960	Australia	223/DIG. 4
---------	--------	-----------	-------	------------

Primary Examiner—B. J. Bullock
Attorney, Agent, or Firm—Robert A. Seldon

[57] **CLAIM**

The ornamental design for a garment hanger, as shown and described.

DESCRIPTION

FIG. 1 is a front perspective view of a garment hanger showing our new design;
FIG. 2 is a rear elevational view thereof;
FIG. 3 is a right side elevational view thereof;
FIG. 4 is a left side elevational view thereof;
FIG. 5 is a top plan view thereof; and
FIG. 6 is a bottom plan view thereof.

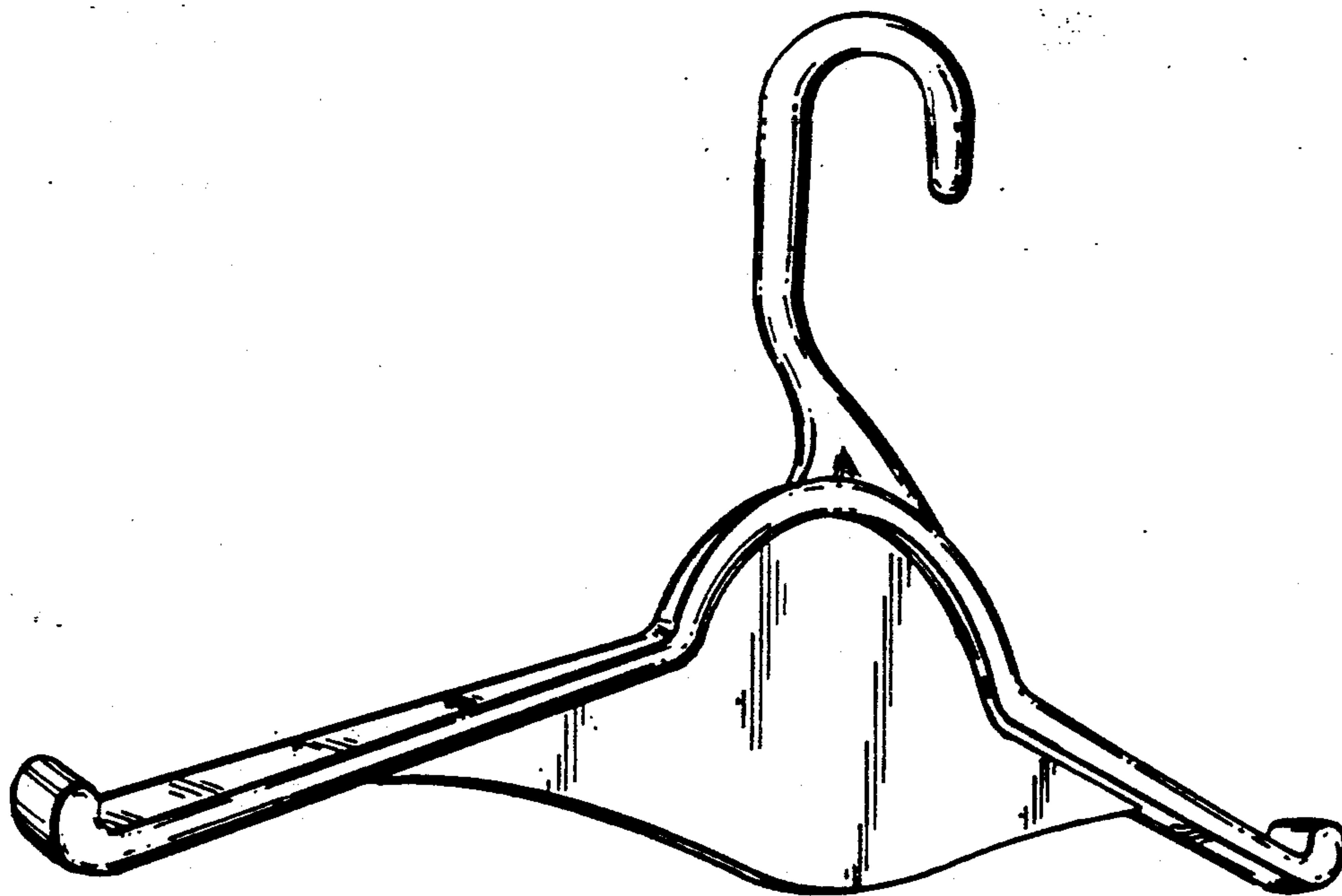


FIG. 1

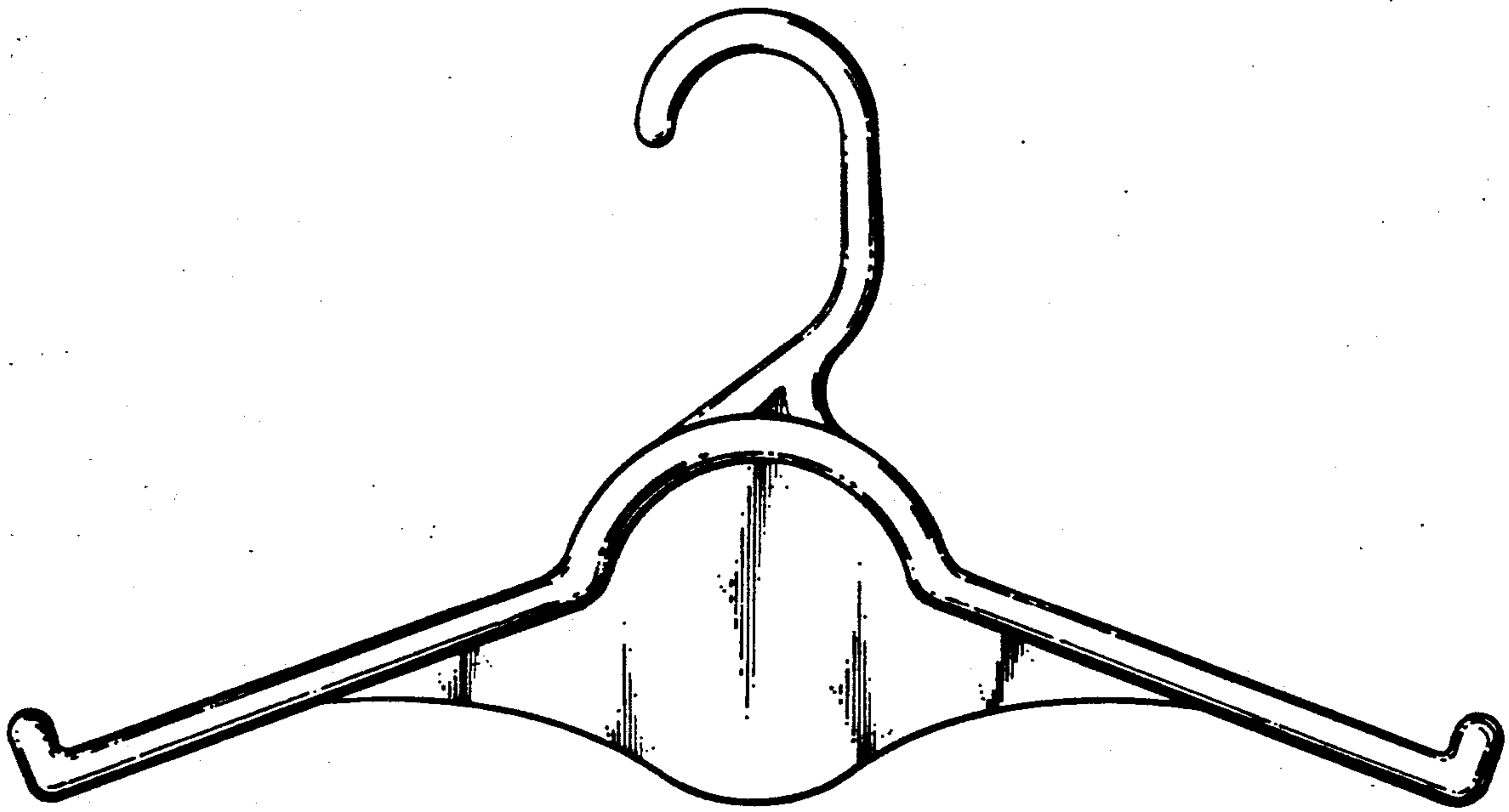
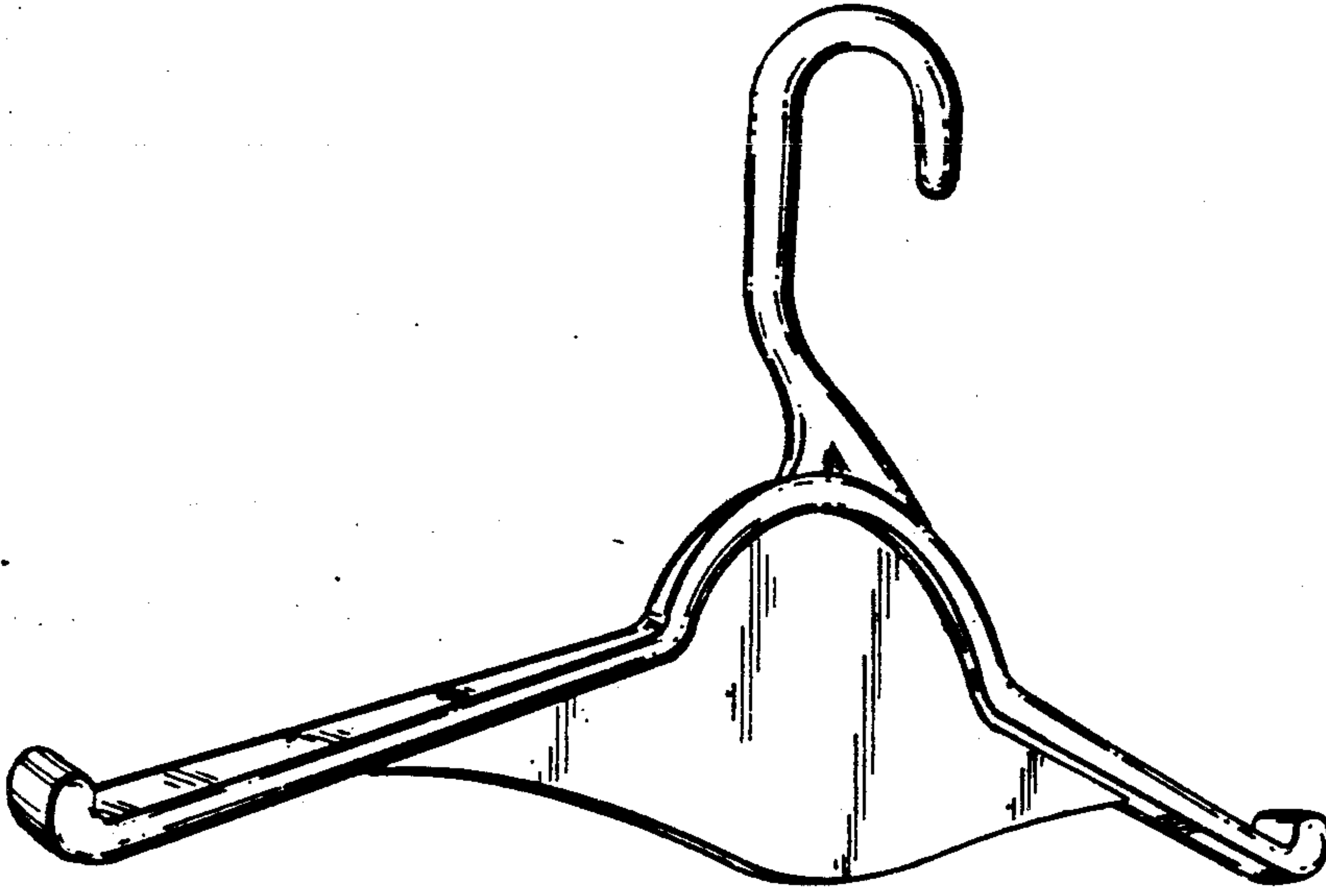


FIG. 2

FIG. 3



FIG. 4

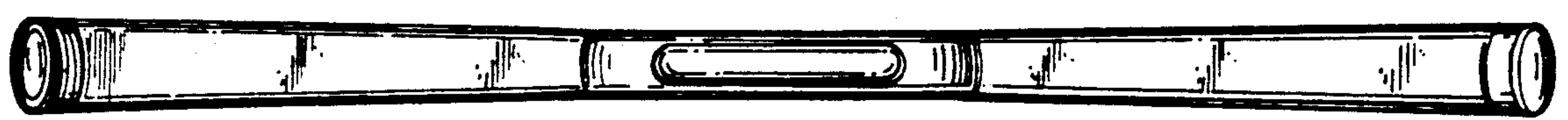


FIG. 5



FIG. 6