



US00D323070S

United States Patent [19]

[11] Patent Number: **Des. 323,070**

Anderson et al.

[45] Date of Patent: **** Jan. 14, 1992**

[54] **GARMENT HANGER**

[76] Inventors: **Karl Anderson**, 9616 E. Valley Blvd., Rosemead, Calif. 91770; **Robert L. Dunagan**, 507 S. Palm, Alhambra, Calif. 91803

[**] Term: **14 Years**

[21] Appl. No.: **469,834**

[22] Filed: **Jan. 24, 1990**

[52] U.S. Cl. **D6/317; D6/319**

[58] Field of Search **D6/315, 317, 318, 319; 211/113, 119; 223/85, 92, 94, 87, 91, 86, 88, 89, 90, 93, 95, 96**

[56] **References Cited**

U.S. PATENT DOCUMENTS

D. 272,594 2/1984 Brown D6/319
987,416 3/1911 Tueckmantel 223/91

1,470,925 10/1923 Klein et al. 223/87
2,620,951 12/1952 Tyler 223/91
2,891,706 6/1959 O'Riley 223/91
3,091,344 5/1963 Bullock 211/113
3,229,871 1/1966 Capo 223/91

Primary Examiner—B. J. Bullock
Attorney, Agent, or Firm—Robert A. Seldon

[57] CLAIM

The ornamental design for a garment hanger, as shown and described.

DESCRIPTION

FIG. 1 is a front perspective view of a garment hanger showing our new design;
FIG. 2 is a rear elevational view thereof;
FIG. 3 is a right side elevational view thereof;
FIG. 4 is a left side elevational view thereof;
FIG. 5 is a top plan view thereof; and
FIG. 6 is a bottom plan view thereof.

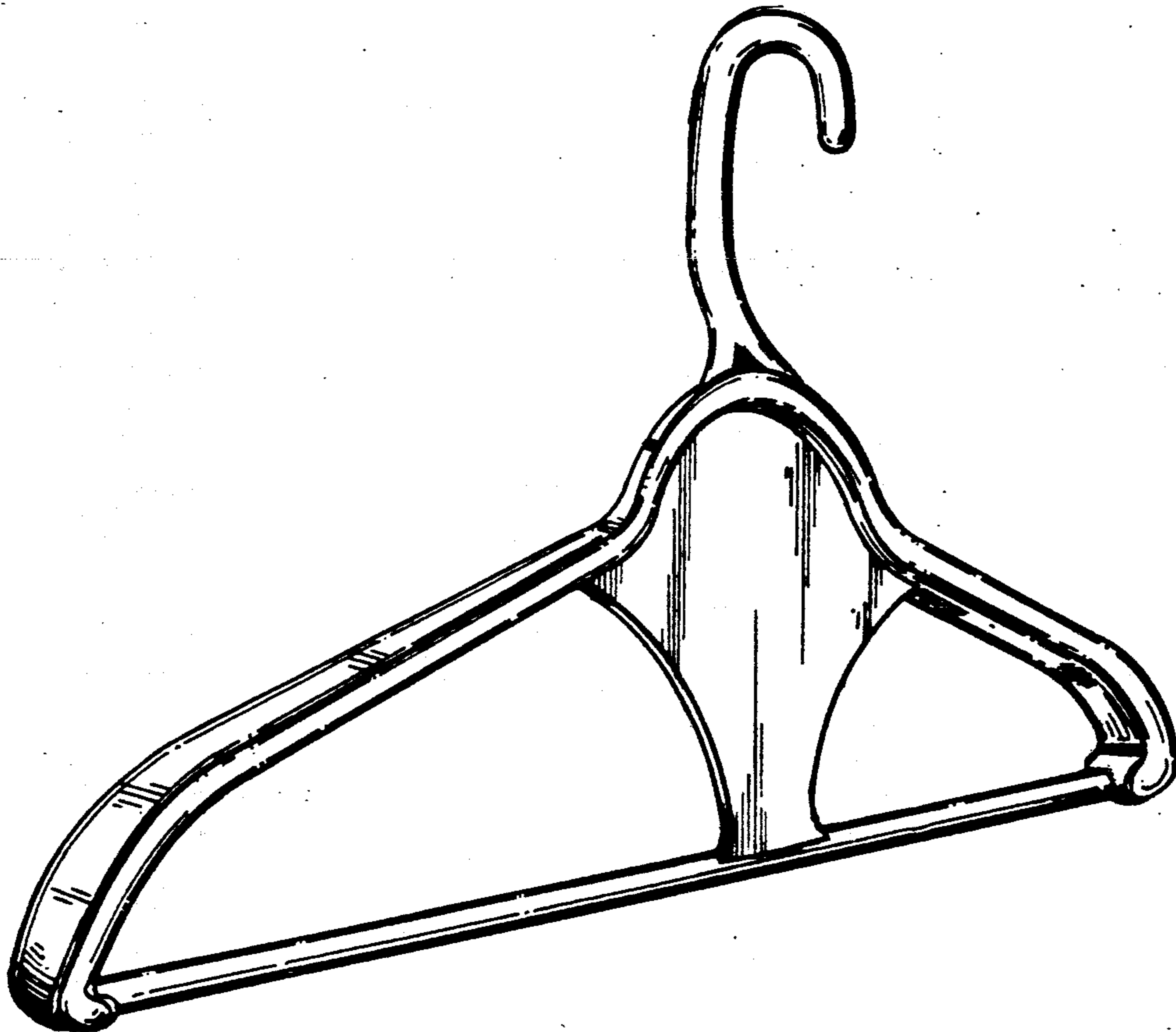


FIG. 1

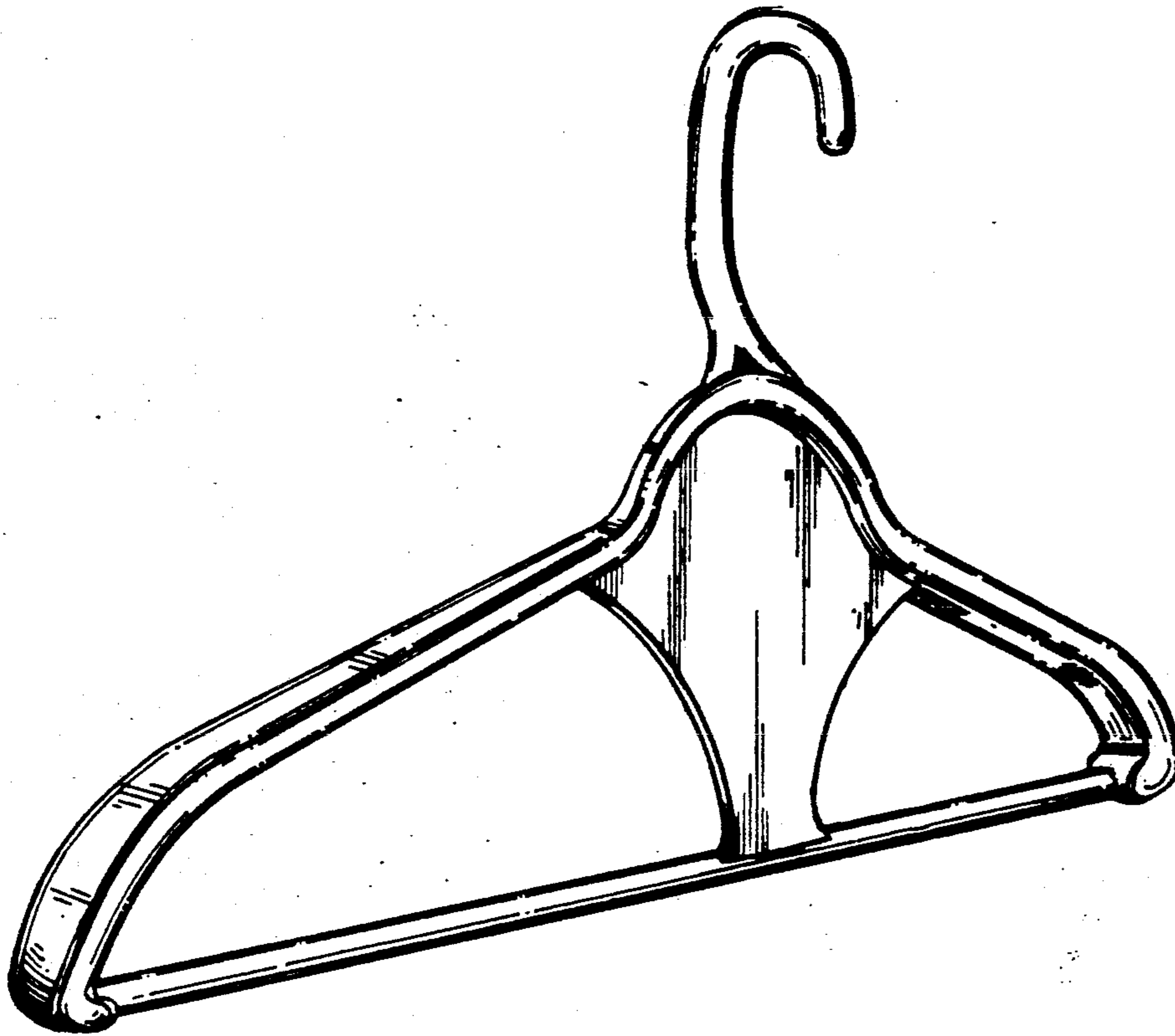


FIG. 2

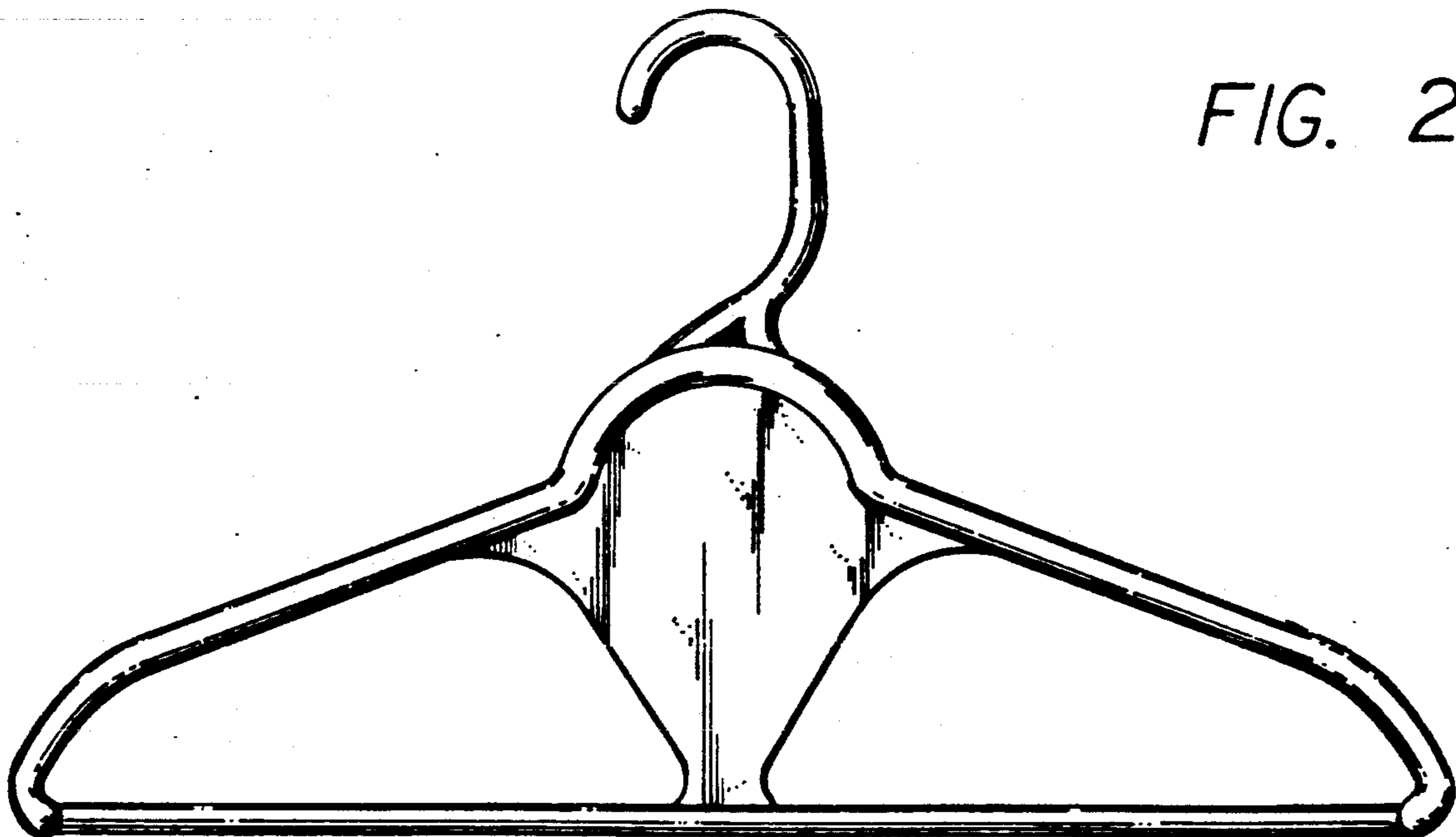


FIG. 3




FIG. 4




FIG. 5




FIG. 6