



US00D323017S

United States Patent [19]

[11] Patent Number: **Des. 323,017**

Bernstein

[45] Date of Patent: **** Jan. 7, 1992**

[54] WATER FILTER OR SIMILAR ARTICLE

[75] Inventor: **Anthony N. Bernstein, Scottsdale, Ariz.**

[73] Assignee: **Filtercold Corporation, Tempe, Ariz.**

[**] Term: **14 Years**

[21] Appl. No.: **362,333**

[22] Filed: **Jun. 5, 1989**

[52] U.S. Cl. **D23/209**

[58] Field of Search **D23/200, 207-210; 210/136, 198.1, 205-206, 231, 241, 244-245, 257.1-257.2, 258, 260-261, 266, 269, 275, 282, 288-290, 295, 321.6, 321.64, 321.78, 416.3, 443-449**

D. 296,463	6/1988	Padilla	D23/207 X
D. 307,933	5/1990	Baer	D23/209
D. 309,494	7/1990	Riley	D23/209
D. 310,707	9/1990	Sedman	D23/209
1,926,681	9/1933	Lauterbur et al.	210/289 X
4,368,123	1/1983	Stanley	210/269

Primary Examiner—Wallace R. Burke
Assistant Examiner—M. H. Tung
Attorney, Agent, or Firm—David G. Rosenbaum

[57] CLAIM

The ornamental design for a water filter or similar article, as shown.

DESCRIPTION

FIG. 1 is an elevational view of a water filter or similar article showing the design.

FIG. 2 is a top plan view thereof;

FIG. 3 is a bottom plan view thereof;

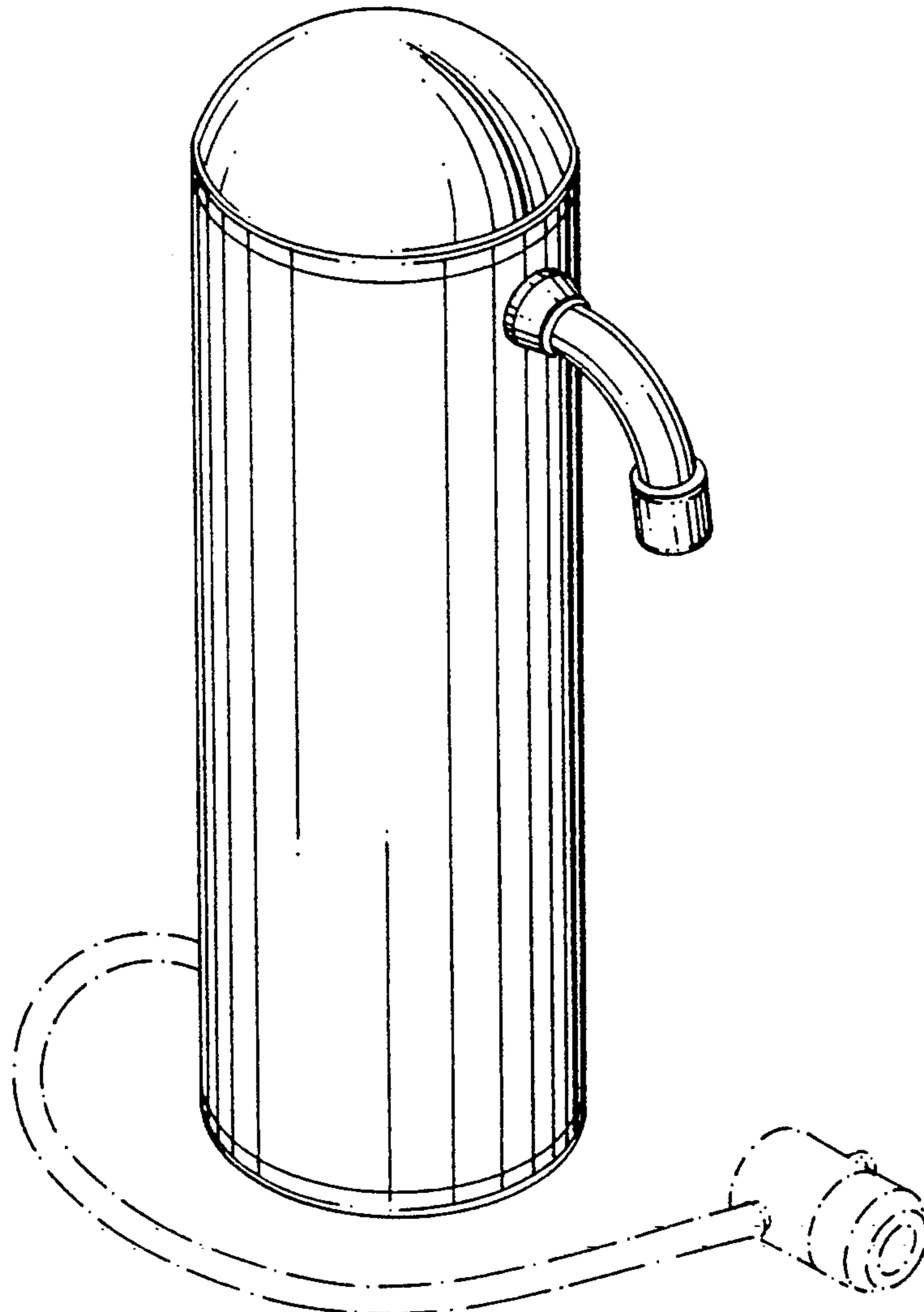
FIG. 4 is a rear elevational view thereof;

FIG. 5 is a side elevational view thereof, the other side being a mirror image.

[56] References Cited

U.S. PATENT DOCUMENTS

D. 227,886	7/1973	Martinez	D23/209
D. 274,930	7/1984	Joe	D23/209



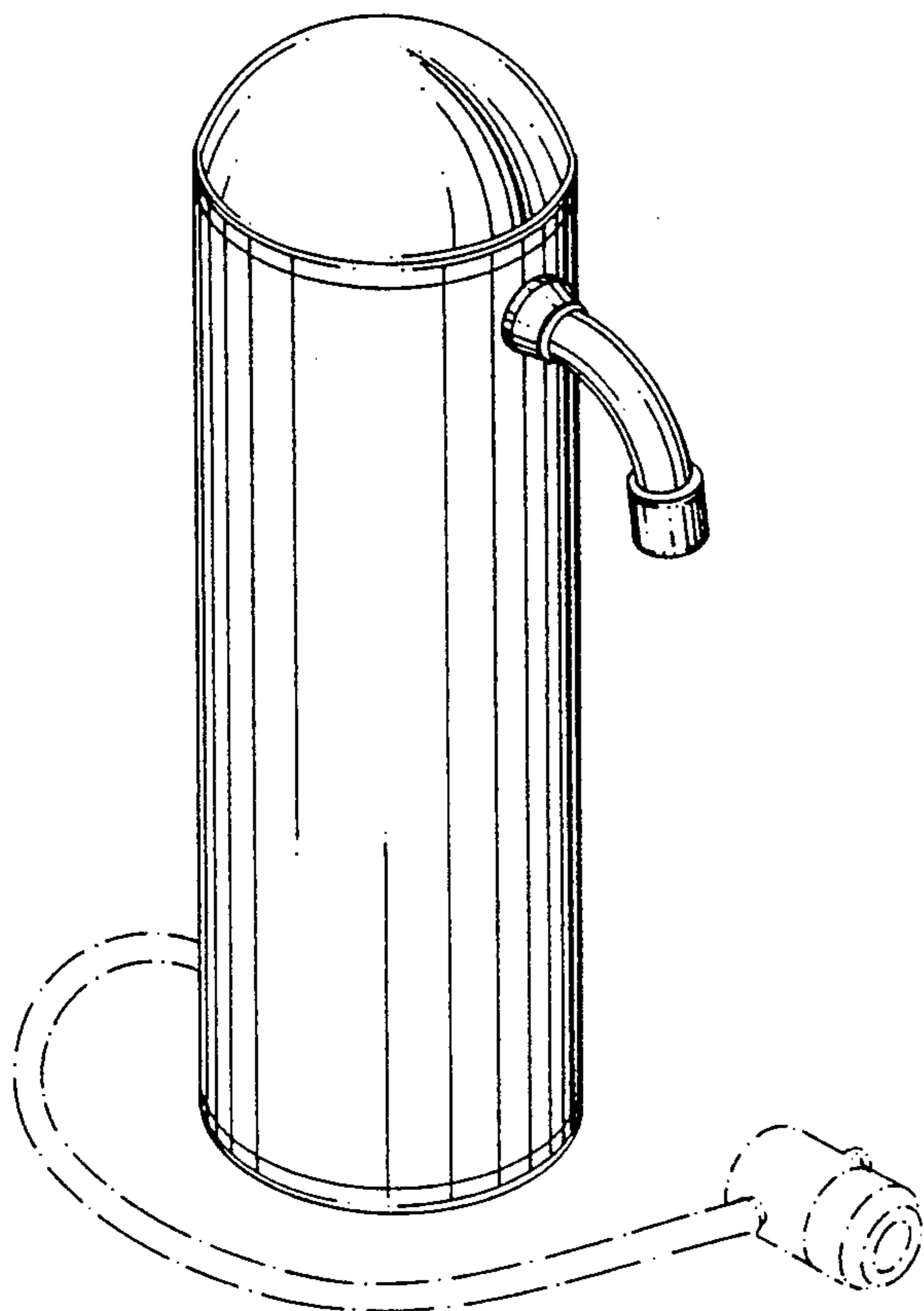


FIG. 1




FIG. 4




FIG. 2

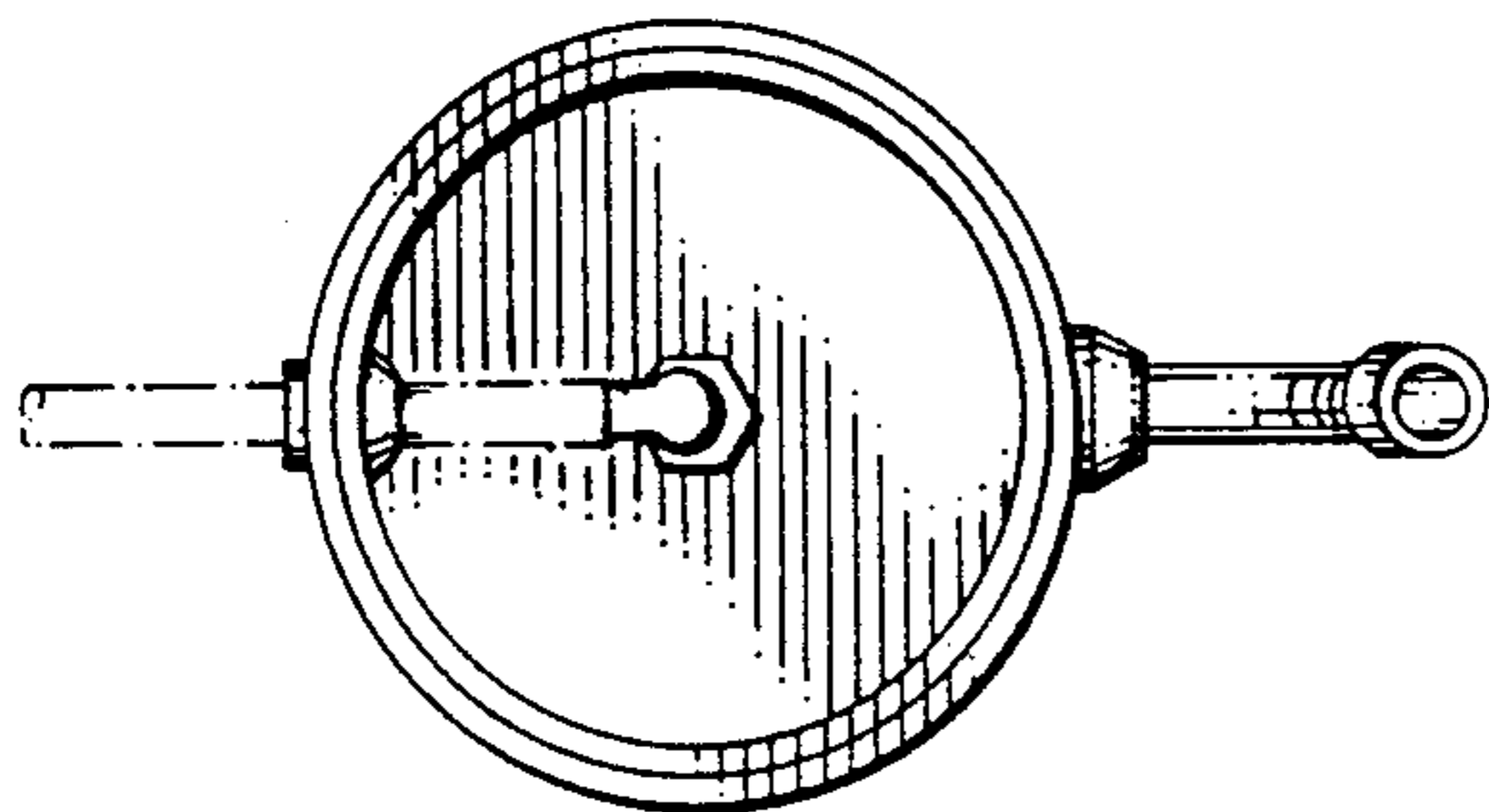


FIG. 3

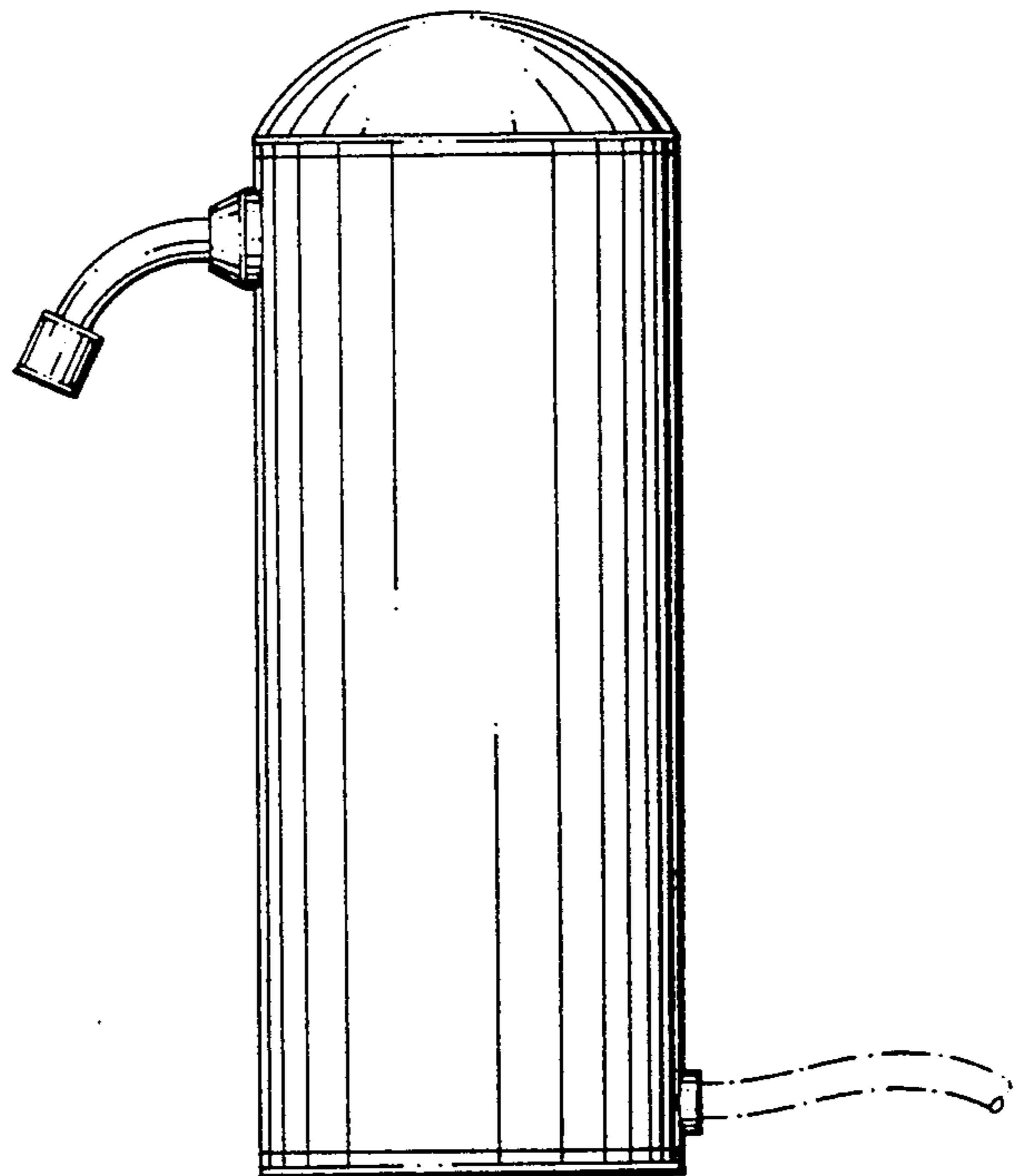


FIG. 5