



US00D323014S

# United States Patent [19]

[11] Patent Number: **Des. 323,014**

Demarest et al.

[45] Date of Patent: **\*\* Jan. 7, 1992**

- [54] **ANT BAIT STATION**
- [75] Inventors: **Scott W. Demarest, Caledonia;**  
**Daniel C. Herr, Westport; Joseph E.**  
**Reimer, Fitchburg, all of Wis.**
- [73] Assignee: **S. C. Johnson & Son, Inc., Racine,**  
**Wis.**
- [\*\*] Term: **14 Years**
- [21] Appl. No.: **385,130**
- [22] Filed: **Jul. 25, 1989**
- [52] U.S. Cl. .... **D22/122**
- [58] Field of Search ..... **D22/119, 122;**  
**43/114-115, 124, 131, 132.1, 121**

4,563,836	1/1986	Woodruff et al. ....	43/131
4,660,320	4/1987	Baker .....	43/131
4,782,621	11/1988	Wissman .....	43/131
4,837,969	6/1989	Demarest .....	43/131

*Primary Examiner*—A. Hugo Word  
*Assistant Examiner*—Doris V. Coley


[57] **CLAIM**

The ornamental design for an ant bait station, as shown and described.

**DESCRIPTION**

FIG. 1 is a perspective view of an ant bait station, showing our new design;  
 FIG. 2 is a top plan view thereof;  
 FIG. 3 is a bottom plan view thereof;  
 FIG. 4 is a side elevational view, taken along line 4—4 of FIG. 2 and;  
 FIG. 5 is another side elevation view, taken along line 5—5 of FIG. 2.

- [56] **References Cited**
- U.S. PATENT DOCUMENTS**
- D. 273,032 3/1984 Woodruff ..... D22/119
- D. 278,842 5/1985 Woodruff ..... D22/119






FIG. 1

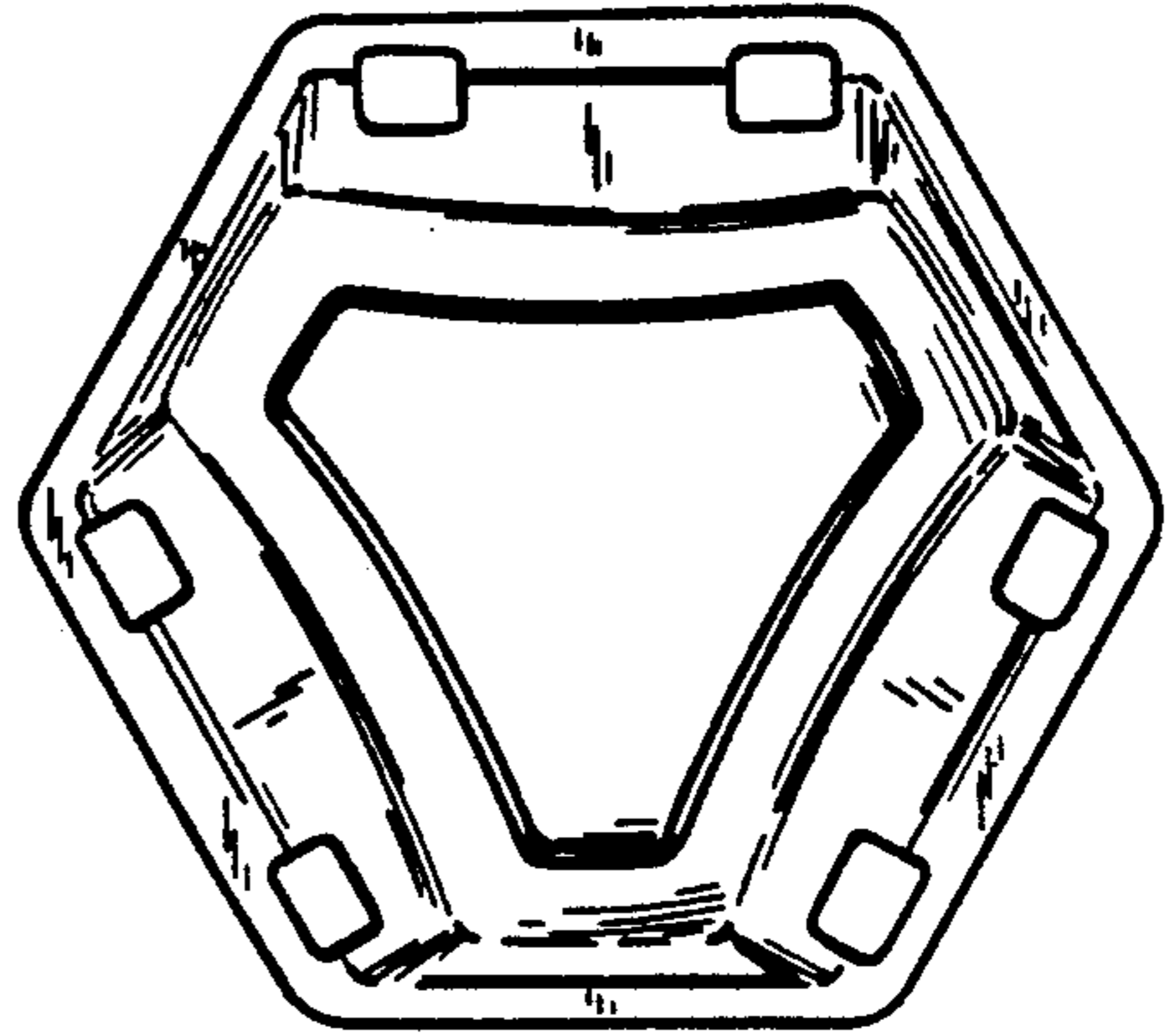


FIG. 2

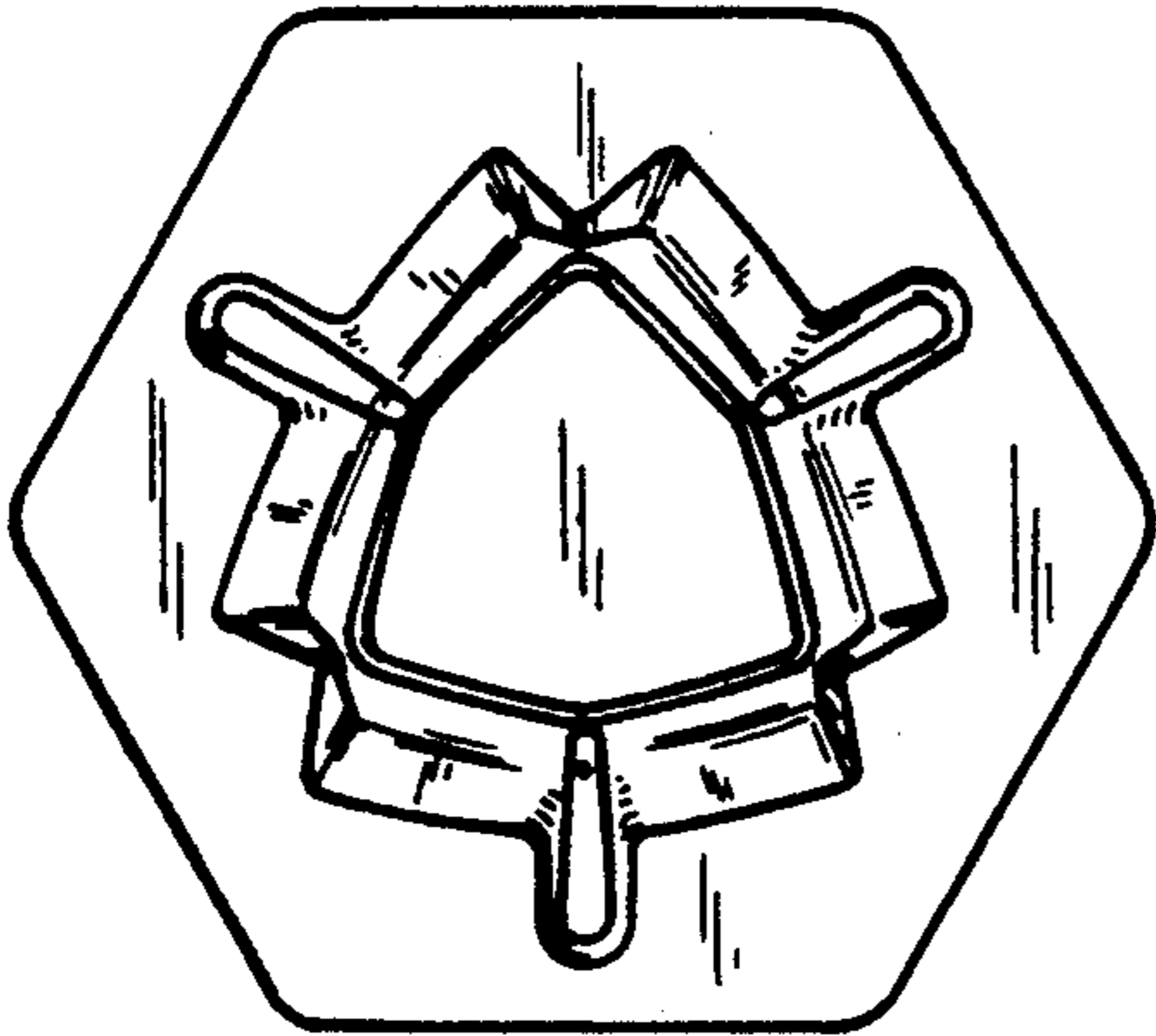


FIG. 3



FIG. 4



FIG. 5