



US00D322993S

United States Patent [19] Hobson

[11] Patent Number: **Des. 322,993**
[45] Date of Patent: **** Jan. 7, 1992**

[54] VERTICAL HANGING FILE

- [75] Inventor: **Jody A. Hobson, Rocky River, Ohio**
- [73] Assignee: **Rubbermaid Incorporated, Wooster, Ohio**
- [**] Term: **14 Years**
- [21] Appl. No.: **392,380**
- [22] Filed: **Aug. 11, 1989**
- [52] U.S. Cl. **D19/90; D6/510; D6/475; D19/75; D19/86; D34/40**
- [58] Field of Search **D6/510, 475, 476; D19/65, 75, 86, 90, 91, 99, 100; D34/40; 211/10, 11, 50, 88, 126; 206/505, 503, 507, 509, 513, 518**

OTHER PUBLICATIONS

Price List, Deflect-O Corporation, Housewares Division, P.O. Box 50057, Indianapolis, Ind. 46250, Publication Date Mar. 1, 1985.
 Sell Sheet, Rubbermaid Incorporated, 1147 Akron Rd., Wooster, Ohio 44691, Publication Date 1988.
 Sell Sheet, Frig-O-Seal, 6525 Picard Street, Quebec, Canada, Publication Date Apr., 1988.
 Sell Sheet, Licken Trading's Production, Room 1201, Cambridge House, 26-28 Cameron Road, Tsimshatsi, Kowloon, Hong Kong, Publication Date Unknown.
 Pages 15 and 22, Eldon Office Products, 1130 East 230th Street, Carson, Calif. 90745, Publication Date Unknown.
 Page 10, Rubbermaid Commercial Products Inc., 3124 Valley Avenue, Winchester, Va. 22601, Publication Date 1986.

[56] References Cited

U.S. PATENT DOCUMENTS

D. 110,953	8/1938	Bargen	D6/510 X
D. 197,311	1/1964	Spaak	D34/40
D. 205,866	9/1966	Asenbauer	D34/40
D. 237,672	11/1975	Taub	D6/510
D. 242,659	12/1976	Clipson et al.	D34/40
D. 261,011	9/1981	Brown	D19/90
D. 274,012	5/1984	Williams	D34/40
D. 275,918	10/1984	Taylor	D6/475
D. 281,614	12/1985	Carpenter et al.	D19/90
D. 301,927	6/1989	Williams	D34/40
D. 304,638	11/1989	Ireland	D34/40
D. 310,107	8/1990	Murphy et al.	D19/90
D. 311,028	10/1990	Evenson	D19/90
2,916,161	12/1959	Schaefer	211/126
3,379,339	4/1968	Asenbauer	206/507 X
3,404,804	10/1968	Frater et al.	206/505
3,874,501	4/1975	Cronheim	211/11 X
4,828,120	5/1989	Beil et al.	211/88

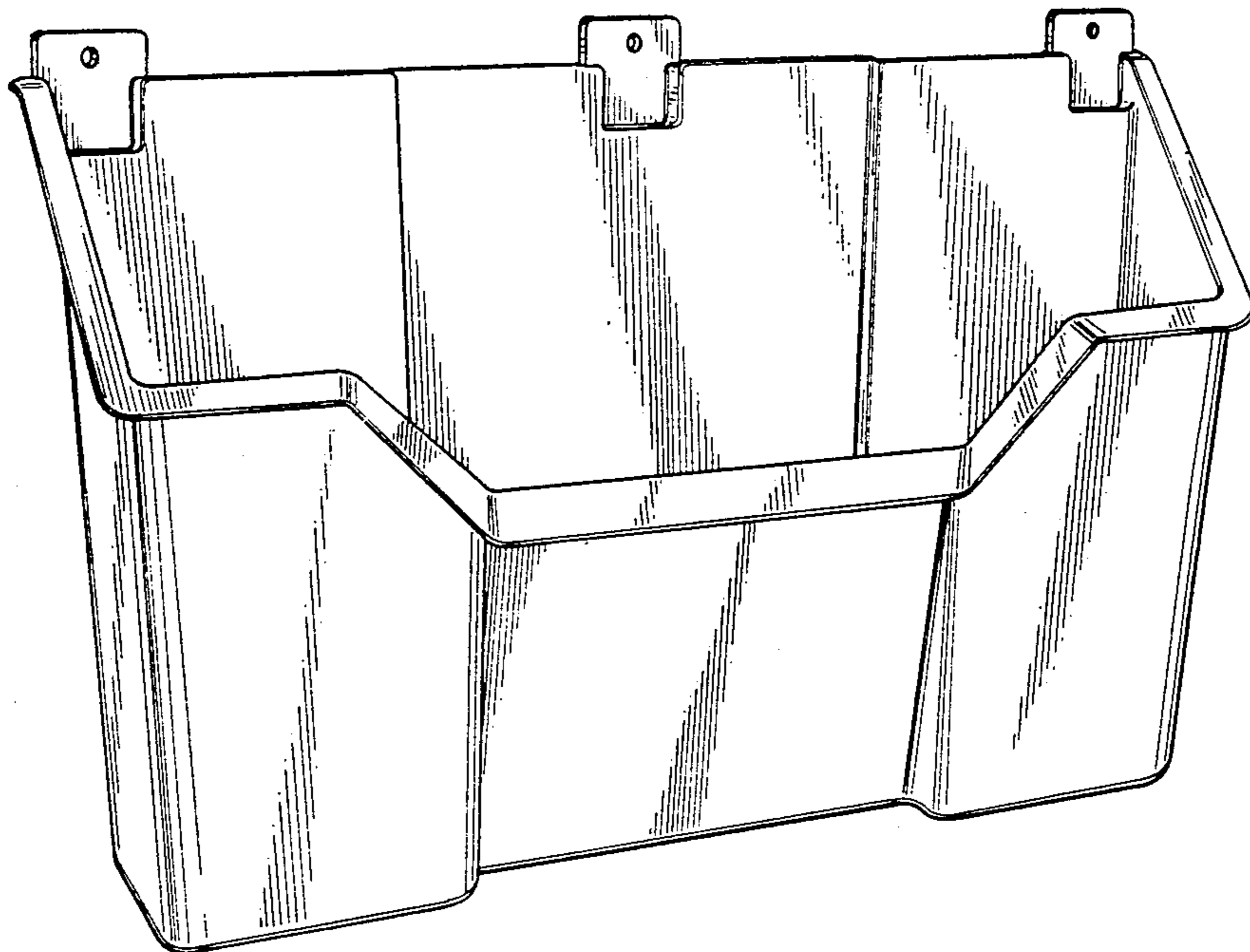
Primary Examiner—Bruce W. Dunkins
Assistant Examiner—Martha Thompson
Attorney, Agent, or Firm—Richard B. O'Planick

[57] CLAIM

The ornamental design for a vertical hanging file, as shown and described.

DESCRIPTION

FIG. 1 is a left front perspective view of a vertical hanging file showing my new design.
 FIG. 2 is a front elevational view thereof.
 FIG. 3 is a rear elevational view thereof.
 FIG. 4 is a top plan view thereof.
 FIG. 5 is a bottom plan view thereof.
 FIG. 6 is a right side elevational view, the left side being a mirror image thereof; and
 FIG. 7 is a cross-sectional view thereof taken in the direction of arrows 7-7 in FIG. 4.



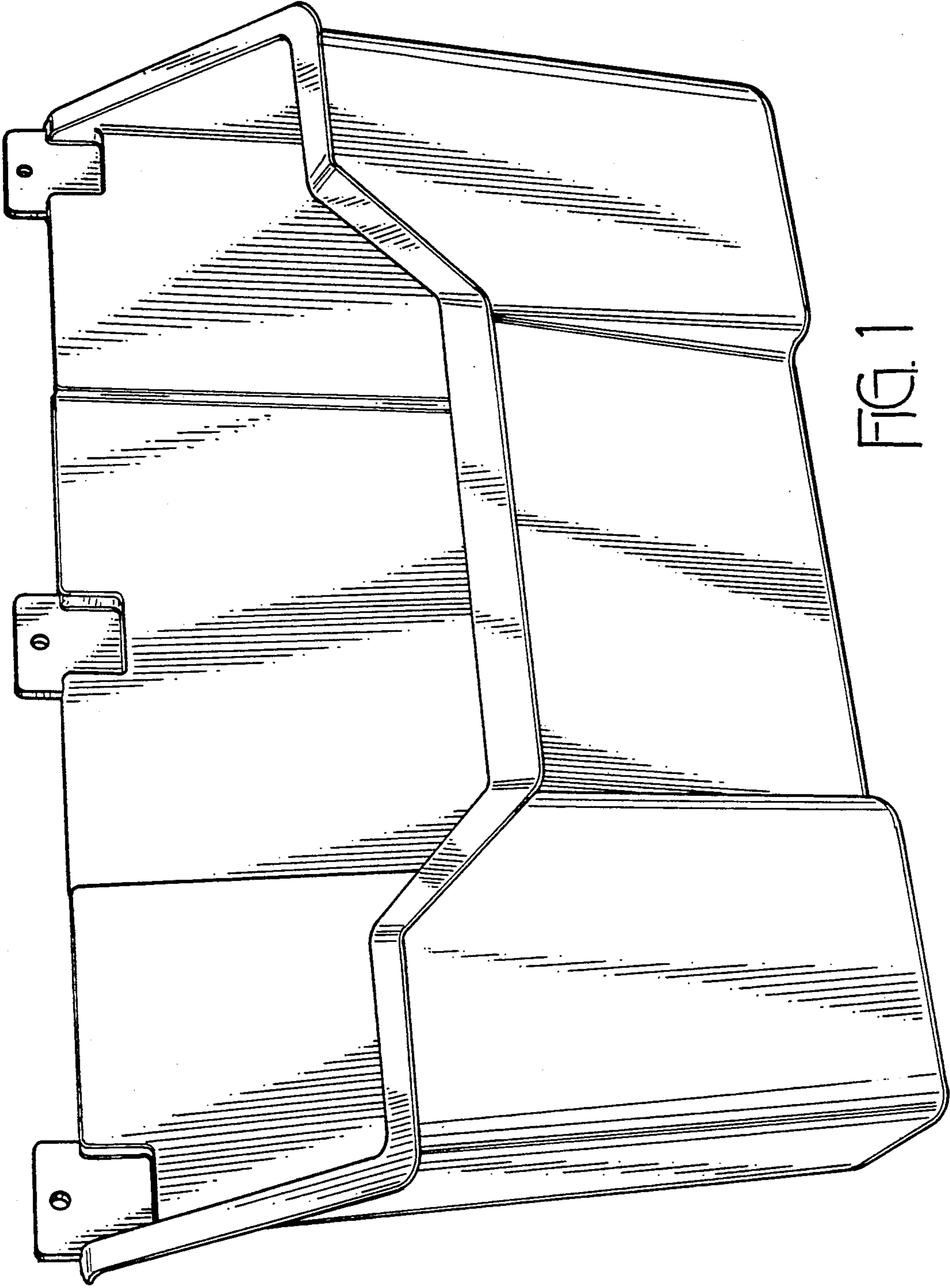


FIG. 1

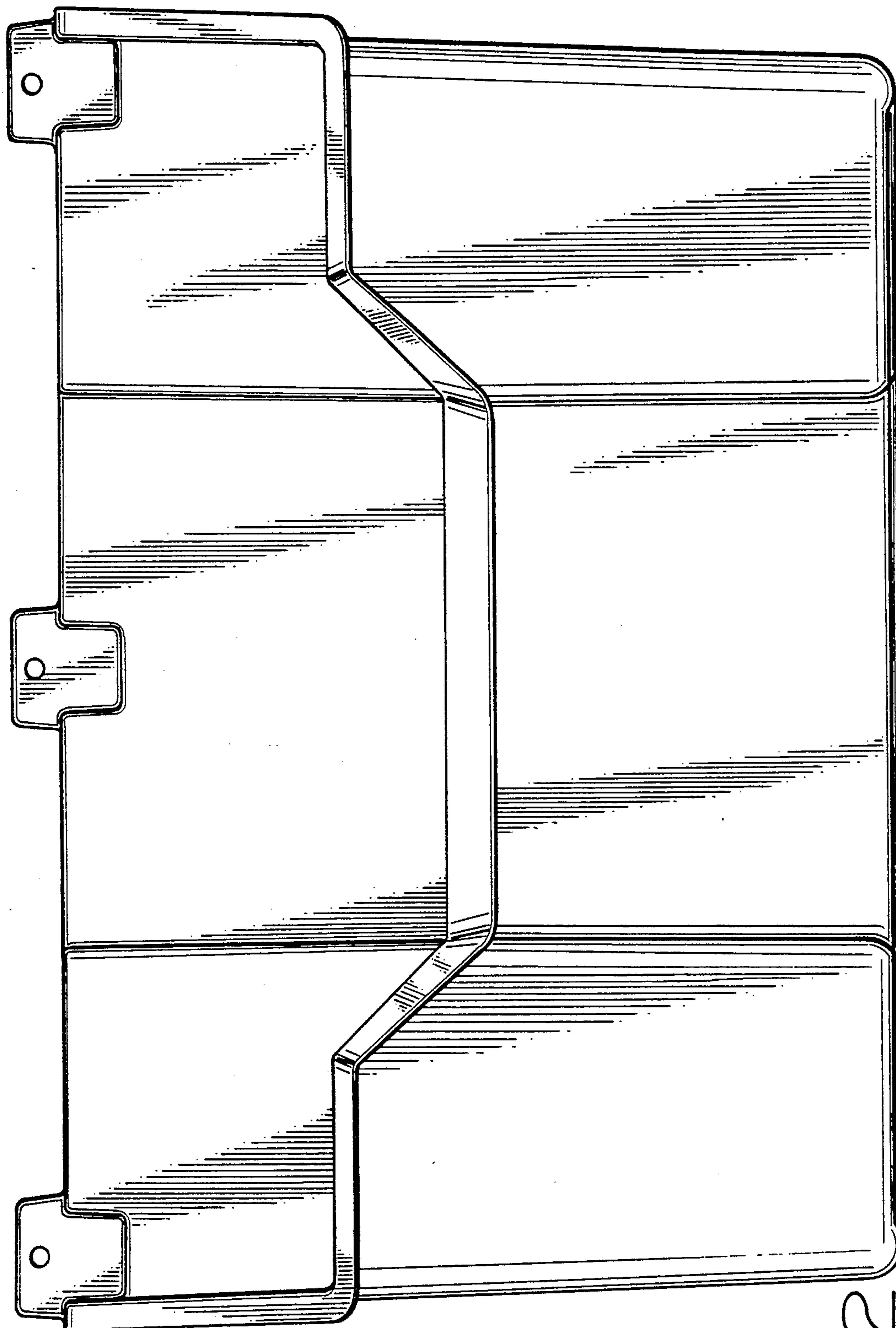


FIG. 2

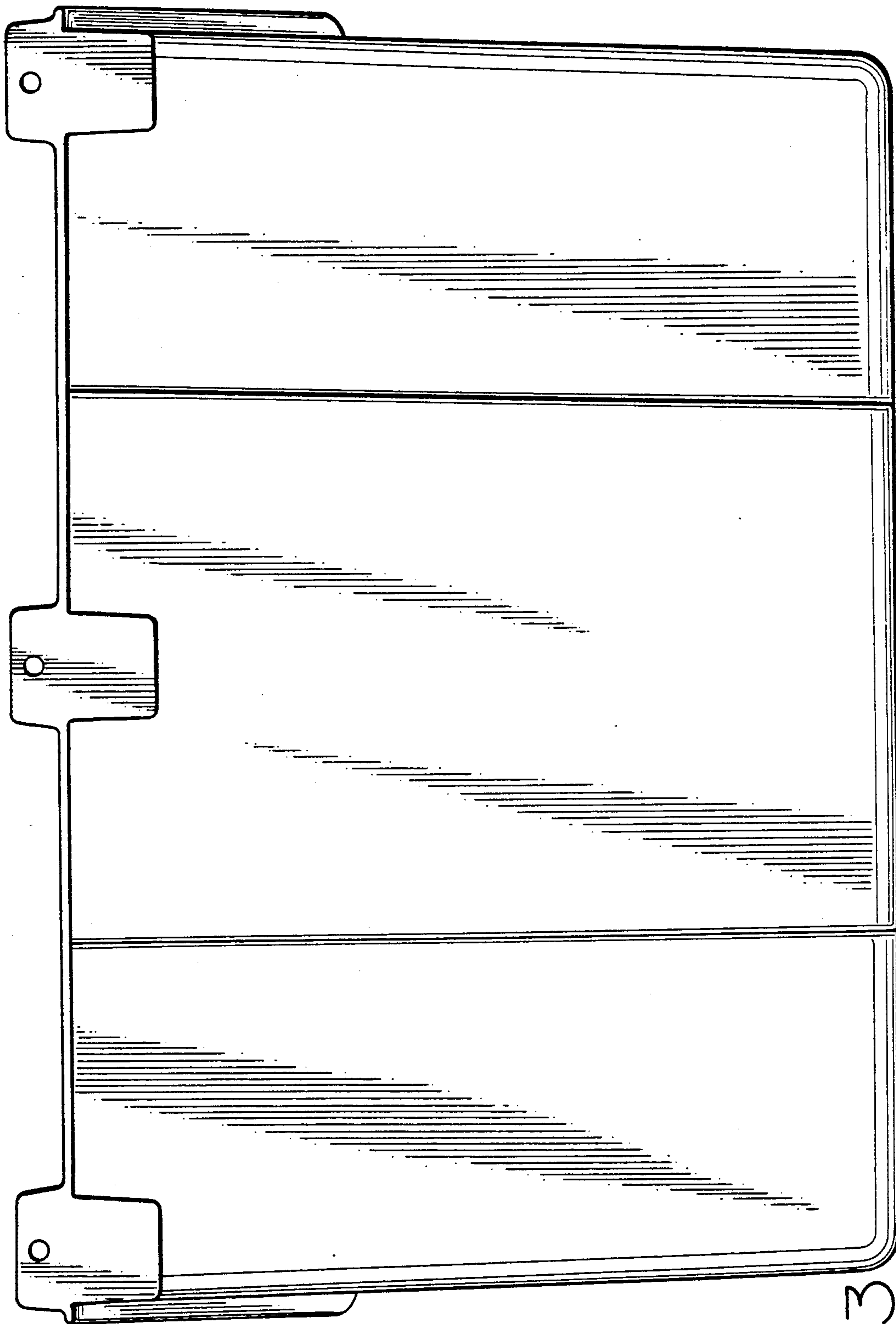


FIG. 3

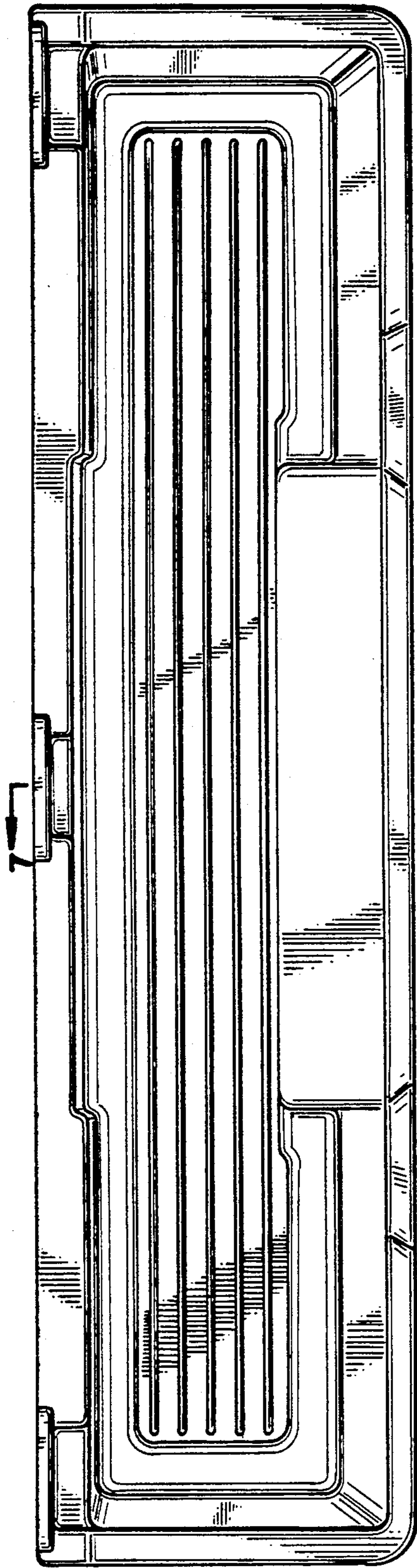


FIG. 4

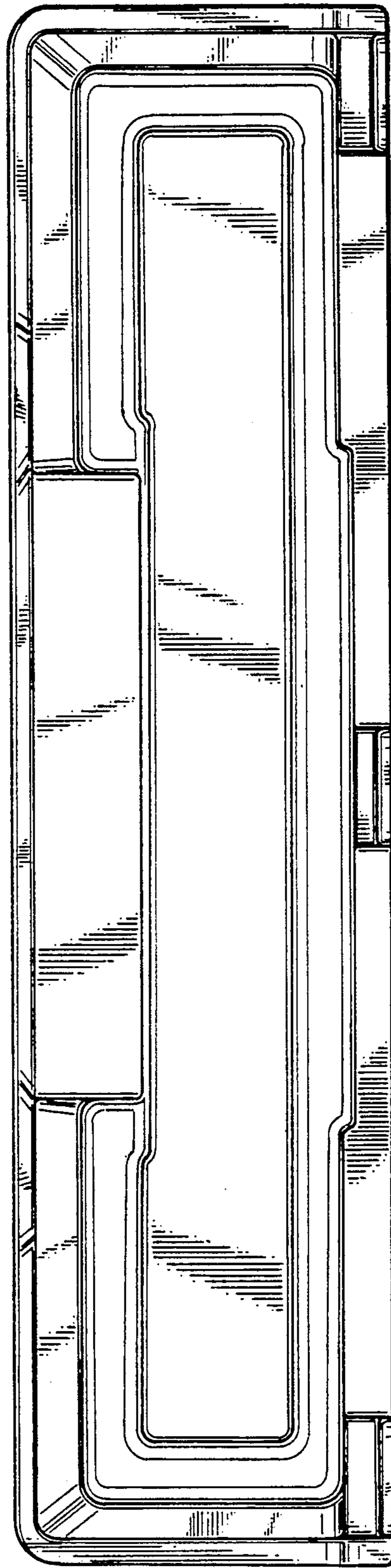


FIG. 5

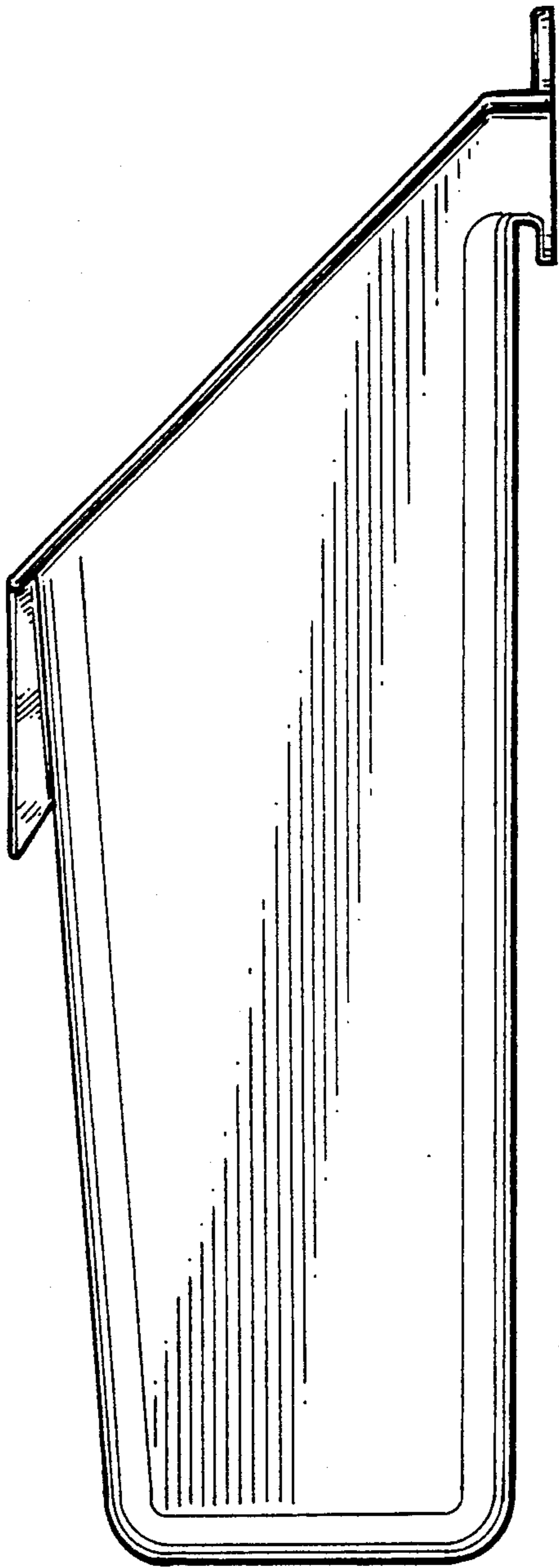


FIG. 6

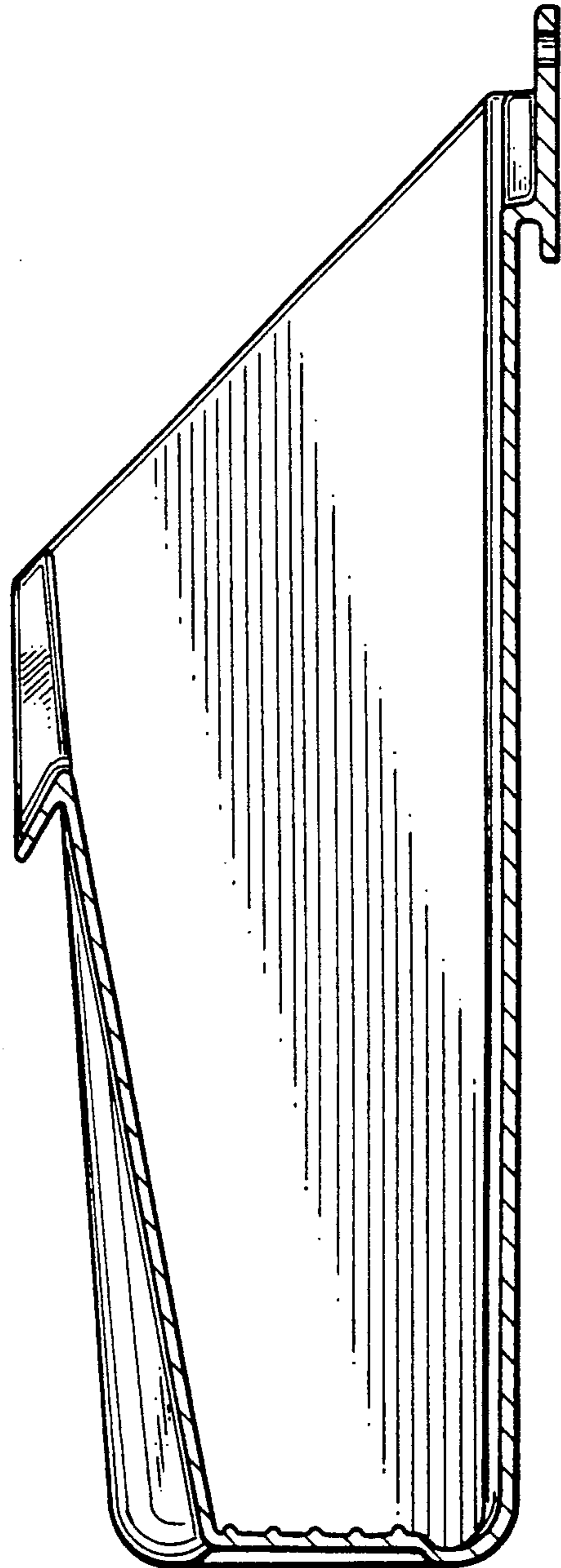


FIG. 7