



US00D322992S

United States Patent [19] Fujiwara

[11] Patent Number: **Des. 322,992**
[45] Date of Patent: **** Jan. 7, 1992**

[54] **SIMULATIVE PEN HOLDER**

D. 298,763 11/1988 Fujiwara D19/82

[76] Inventor: **James M. Fujiwara**, 1955 A Aupuni St., Honolulu, Hi. 96817

OTHER PUBLICATIONS

[**] Term: **14 Years**

Gentle Giants, Holiday 1983, see p. 31, Crayon Holder, upper right center.

[21] Appl. No.: **442,939**

Gentle Giants, Holiday 1983, see p. 6-Jonah Bank, right center.

[22] Filed: **Nov. 29, 1989**

Gentle Giants, Holdiay 1983-see p. 12-Paperweight, upper right.

[52] U.S. Cl. **D19/82; D19/81; D19/85; D19/97**

Primary Examiner—Bruce W. Dunkins

Assistant Examiner—Martha Thompson

Attorney, Agent, or Firm—Richard L. Miller

[58] Field of Search **D19/35, 36, 42, 80, D19/81-85, 95, 99, 100; D21/157; D11/157; 206/214, 371; 211/69.1-69.9**

[57] **CLAIM**

The ornamental design for a simulative pen holder, as shown and described.

[56] **References Cited**

U.S. PATENT DOCUMENTS

D. 66,246	12/1924	Rico	D19/80
D. 87,161	6/1932	Lewis	D19/82 X
D. 134,955	2/1943	Greenberg	D11/157 X
D. 196,962	11/1963	Deeny, Jr. et al.	D21/157 X
D. 208,780	10/1967	Smith	D19/99 X
D. 233,460	10/1974	Langieri et al.	D21/157 X
D. 245,804	9/1977	Cone	D21/157
D. 262,083	12/1981	Adamo	D21/157 X

DESCRIPTION

FIG. 1 is a top plan view of a simulative pen holder showing my new design;

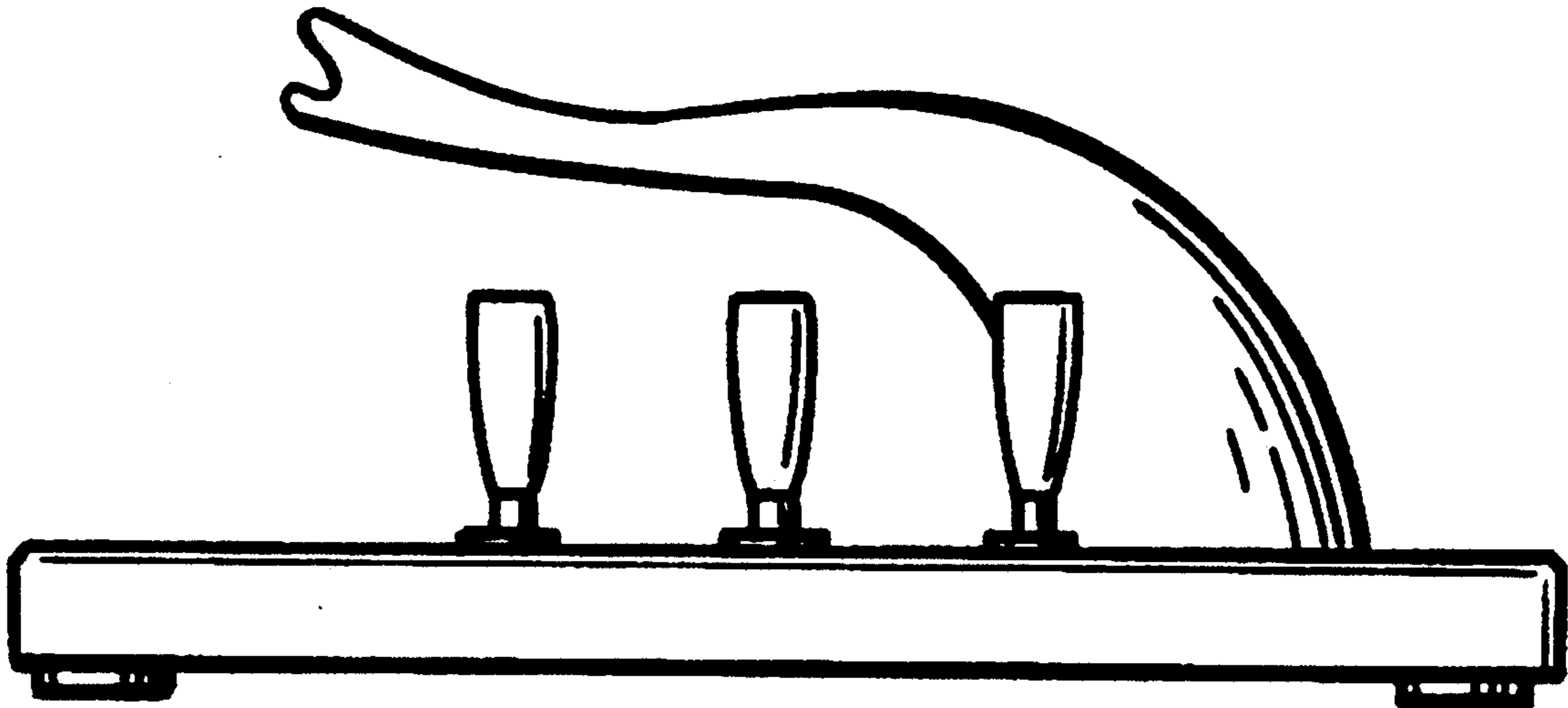
FIG. 2 is a rear elevational view thereof;

FIG. 3 is a right side elevational view thereof;

FIG. 4 is a front elevational view thereof;

FIG. 5 is a bottom plan view thereof; and

FIG. 6 is a left side elevational view thereof.



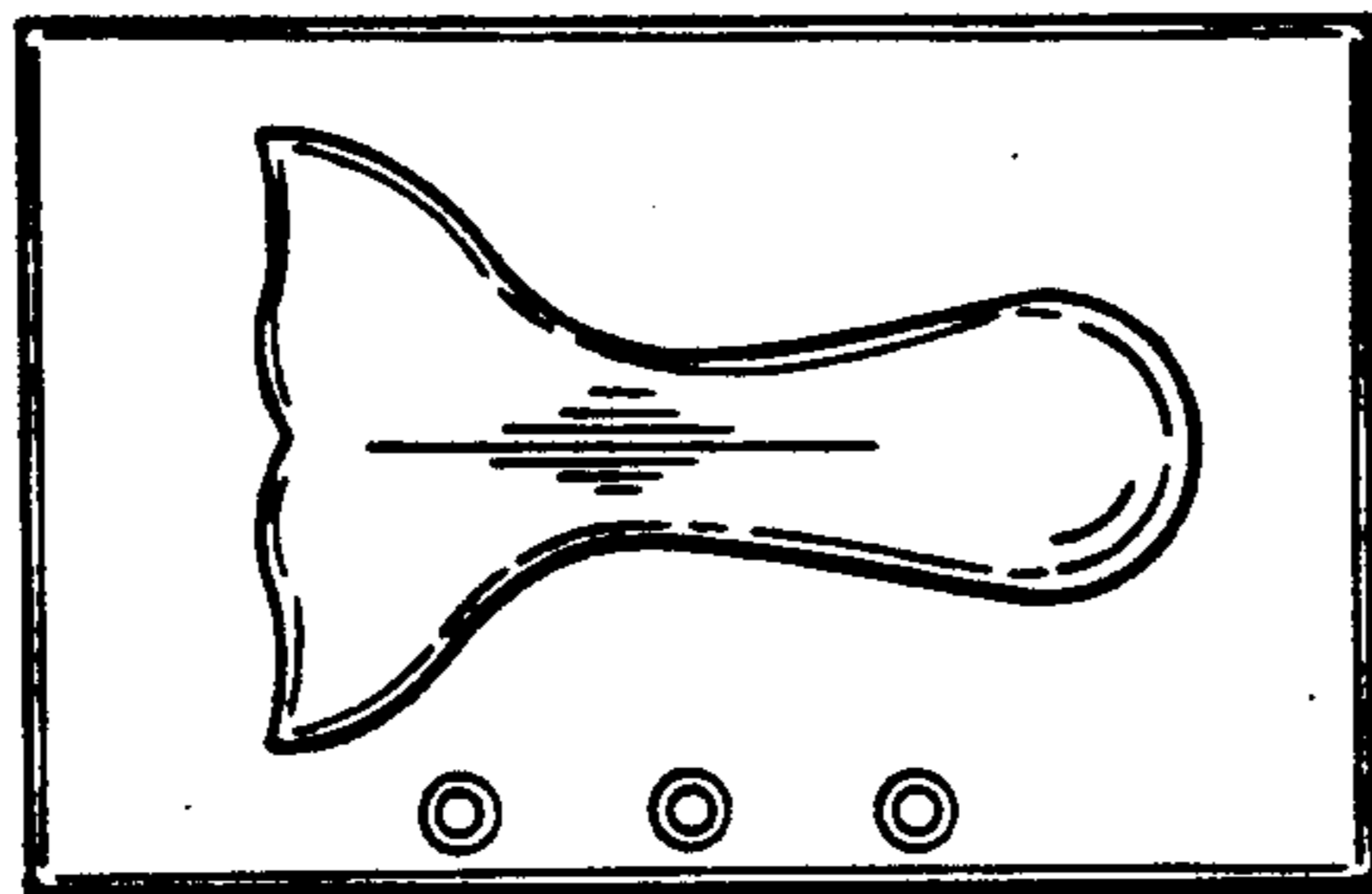


FIG. 1

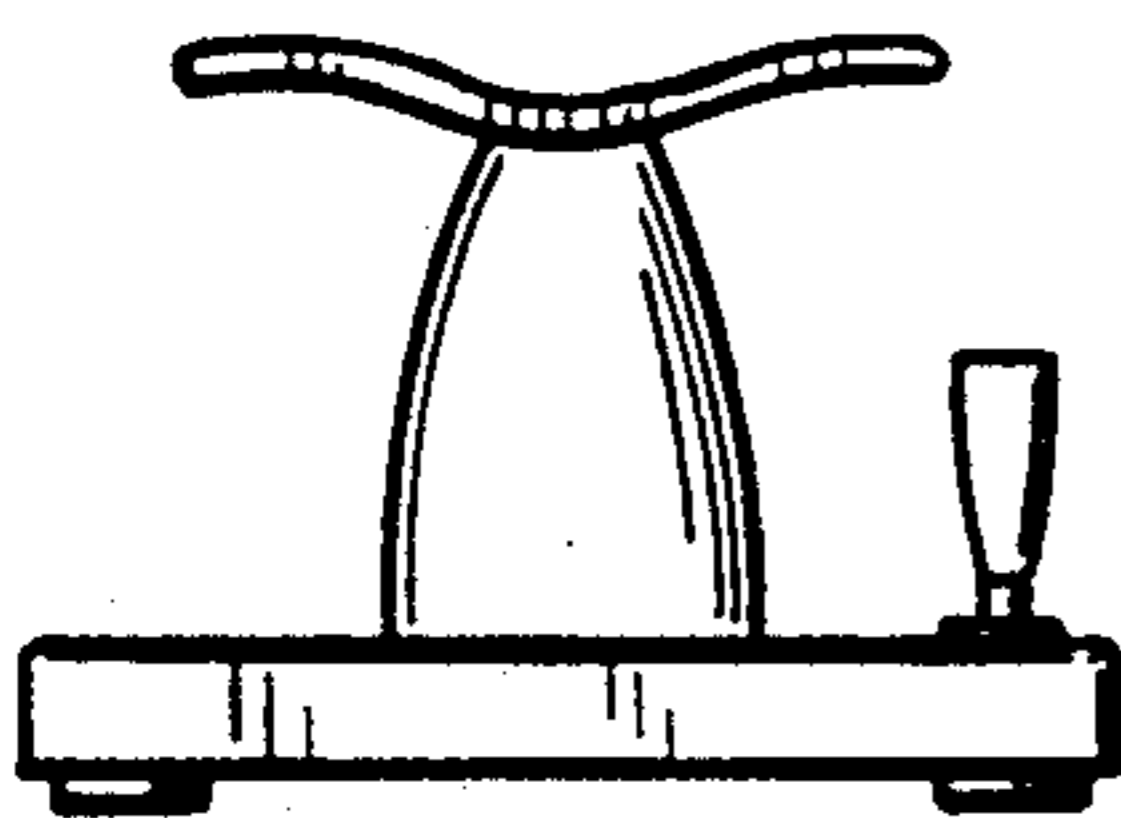


FIG. 2




FIG. 3




FIG. 4

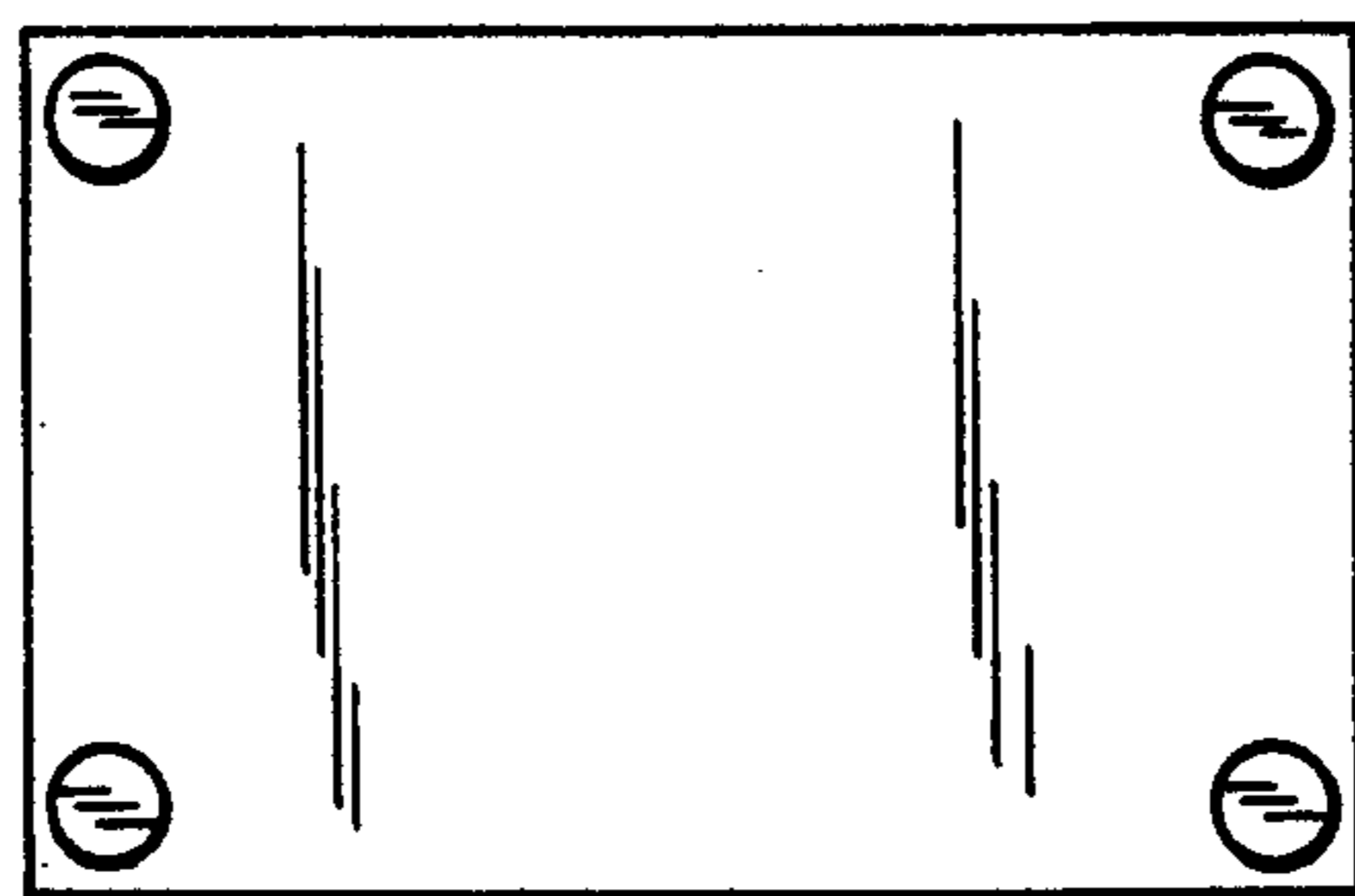


FIG. 5




FIG. 6