



US00D322981S

# United States Patent [19]

Tokuda

[11] Patent Number: **Des. 322,981**

[45] Date of Patent: **\*\* Jan. 7, 1992**

[54] **PRINTER**

[75] Inventor: **Hiroyuki Tokuda, Yokohama, Japan**

[73] Assignee: **Canon Kabushiki Kaisha, Tokyo, Japan**

[\*\*] Term: **14 Years**

[21] Appl. No.: **377,210**

[22] Filed: **Jul. 10, 1989**

[30] **Foreign Application Priority Data**

Jan. 12, 1989 [JP] Japan ..... 1-871

[52] U.S. Cl. .... **D18/54**

[58] Field of Search ..... D18/6, 13, 34, 36, 39;  
D14/100, 106, 107, 108, 118, 141, 144;  
D3/30.1, 33, 72-74, 76; 400/208, 613, 691-694,  
613.1-613.4

[56] **References Cited**

**U.S. PATENT DOCUMENTS**

- D. 263,957 4/1982 Pemberton ..... D14/107
- D. 289,293 4/1987 Sugawara et al. .... D14/111
- D. 290,959 7/1987 Ooie ..... D18/13
- D. 296,335 6/1988 Hara ..... D18/36

- D. 302,007 7/1989 Hara et al. .... D18/13
- D. 302,279 7/1989 Nagaya ..... D18/13

**OTHER PUBLICATIONS**

First Computer Corporation Spirit 350 brochure cover photo; 1985; 350 CPS Serial Printer. A+ Magazine; Feb. 1985; p. 62; Solid Citizen Printer advertisement.

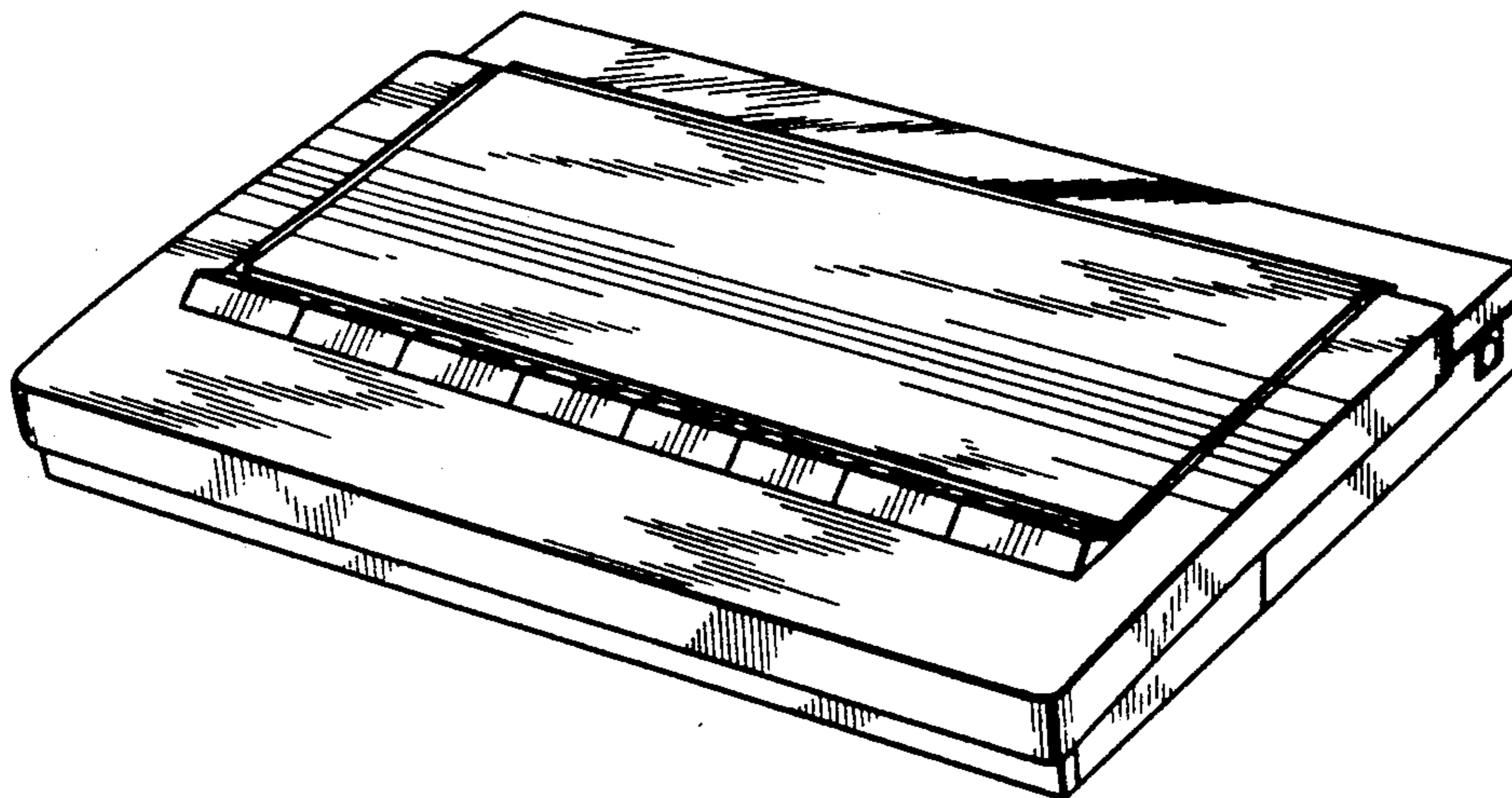
*Primary Examiner*—A. Hugo Word  
*Assistant Examiner*—Cathy Anne MacCormac  
*Attorney, Agent, or Firm*—Fitzpatrick, Cella, Harper & Scinto

[57] **CLAIM**


The ornamental design for a printer, as shown and described.

**DESCRIPTION**


FIG. 1 is a front elevational view of a printer showing my new design;  
FIG. 2 is a rear elevational view thereof;  
FIG. 3 is a top plan view thereof;  
FIG. 4 is a bottom plan view thereof;  
FIG. 5 is a left side elevational view thereof;  
FIG. 6 is a right side elevational view thereof; and  
FIG. 7 is a perspective view thereof.



*FIG. 1*



*FIG. 2*



*FIG. 3*

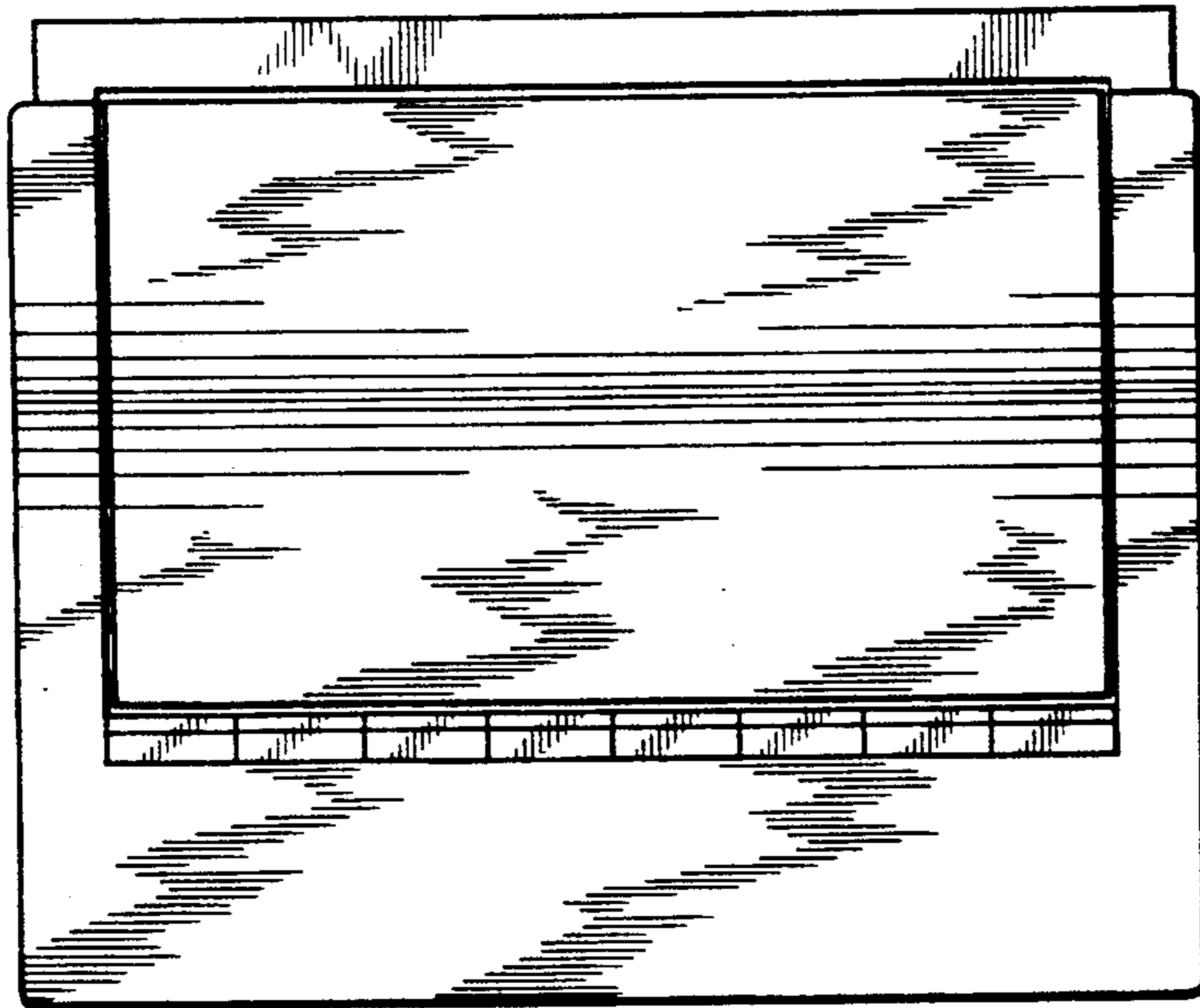


FIG. 4

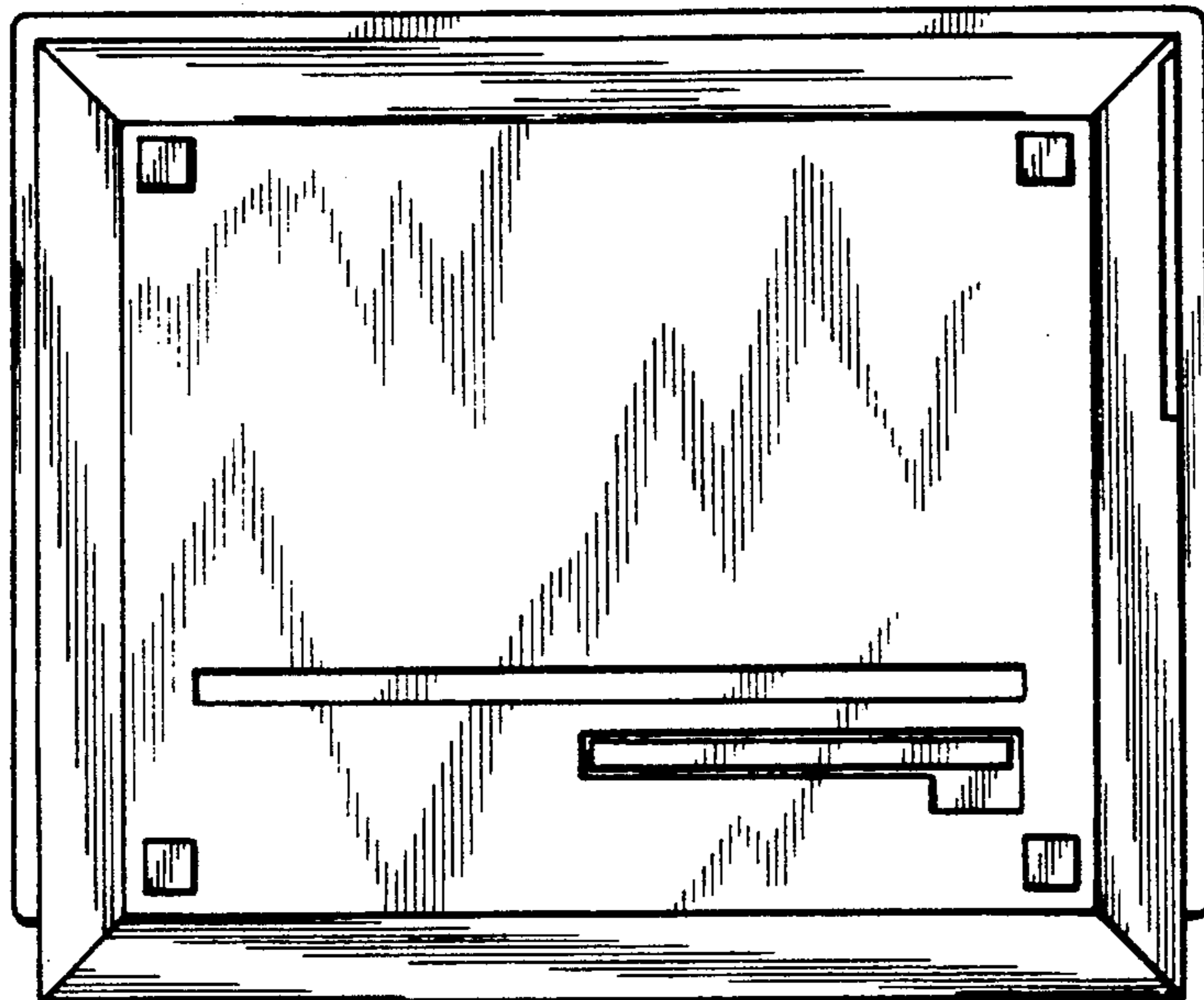


FIG. 5

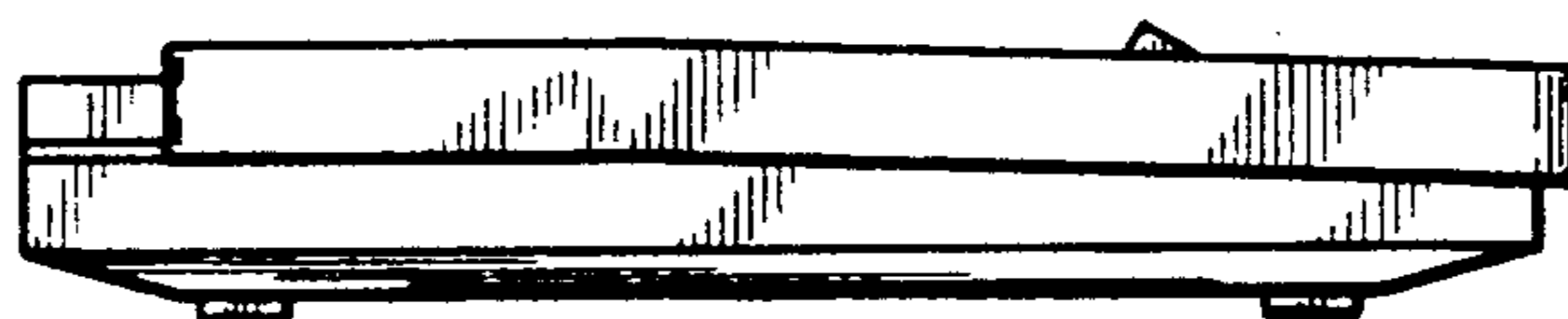


FIG. 6

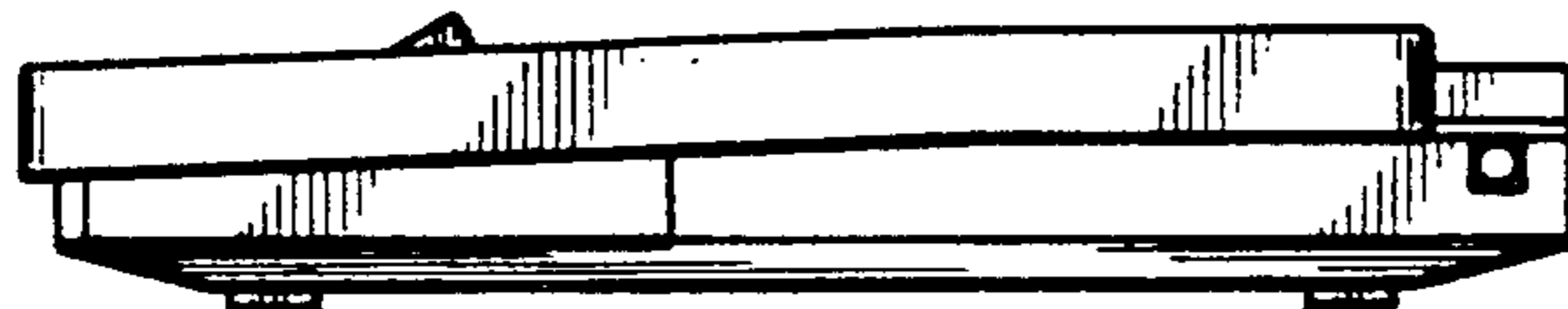


FIG. 7

