



US00D322963S

United States Patent [19]

[11] Patent Number: **Des. 322,963**

Kittirutsunetorn

[45] Date of Patent: **** Jan. 7, 1992**

[54] **ENCLOSURE FOR MODEM OR SIMILAR ARTICLE**

[75] Inventor: **Kitti Kittirutsunetorn, Sunnyvale, Calif.**

[73] Assignee: **Secure Telecom, Inc., Sunnyvale, Calif.**

[**] Term: **14 Years**

[21] Appl. No.: **428,731**

[22] Filed: **Oct. 27, 1989**

[52] U.S. Cl. **D14/107**

[58] Field of Search **D14/100, 105, 107, 114; D13/162, 184, 199; 174/50, 52.1; 361/380-385, 390-395; 200/5 A, 5 R, 6 A, 6 R; 370/56, 58.1; 375/7, 8, 18; 455/73; 371/8.2; 379/97, 93, 98, 100, 102, 67, 372, 386; 380/21, 46**

[56] **References Cited**

U.S. PATENT DOCUMENTS

- D. 262,106 12/1981 Frassanito D14/107
- D. 289,648 5/1987 Felix et al. D14/100

- D. 295,178 4/1988 Pedinielli et al. D14/107
- D. 301,877 6/1989 Greenberg et al. D14/107
- D. 302,268 7/1989 Larson et al. D14/107
- D. 309,298 7/1990 Pushelberg D14/107
- D. 309,728 8/1990 Nuttall et al. D14/100
- D. 309,731 8/1990 Takai D14/107

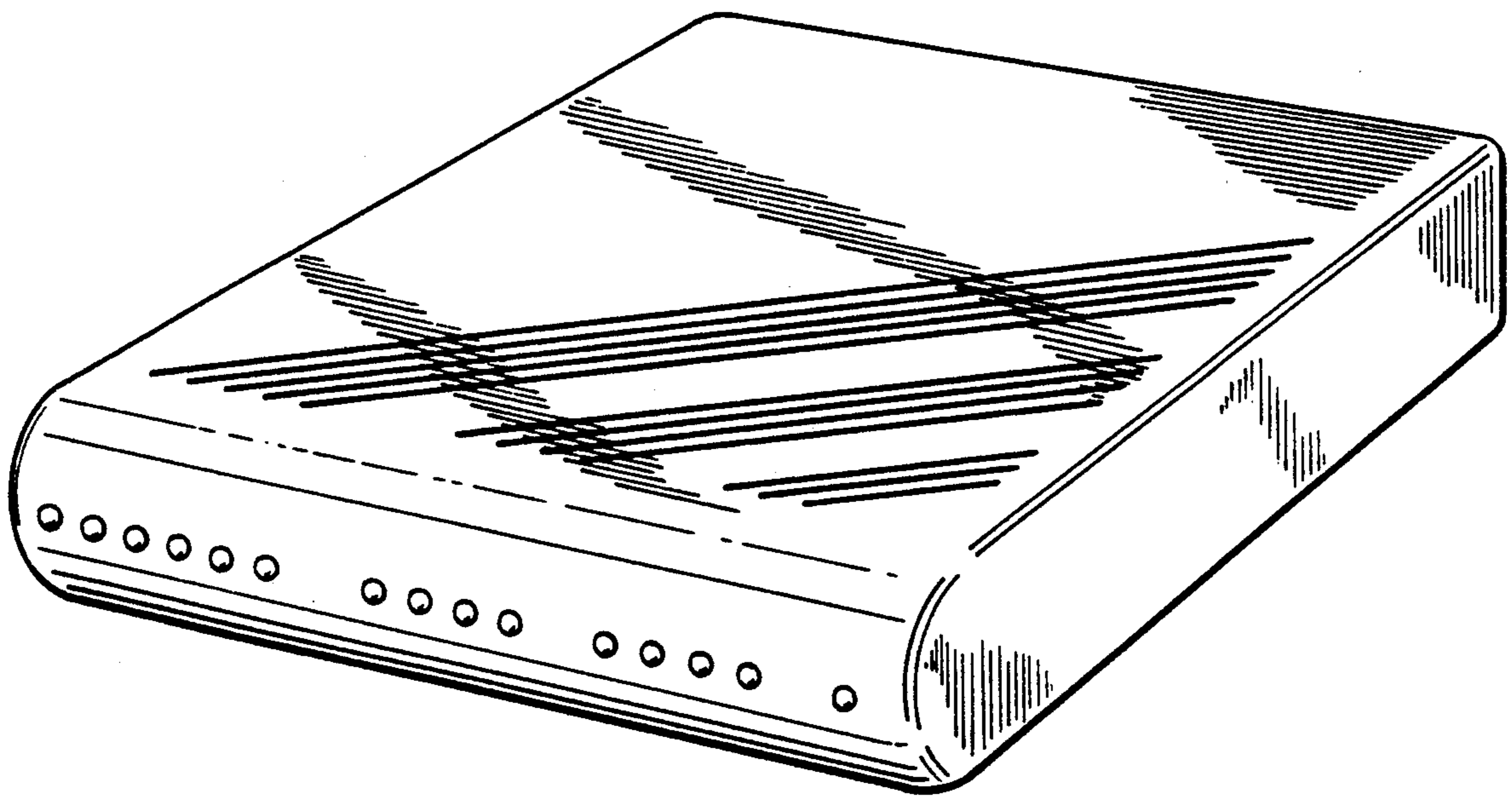
Primary Examiner—Wallace R. Burke
Assistant Examiner—Freda S. Nunn
Attorney, Agent, or Firm—Skjerven, Morrill, MacPherson, Franklin & Friel

[57] **CLAIM**

The ornamental design for an enclosure for modem or similar article, as shown and described.

DESCRIPTION

FIG. 1 is a top front perspective view of an enclosure for modem or similar article showing my new design; FIG. 2 is a top plan view thereof; FIG. 3 is a front elevational view thereof; FIG. 4 is a rear elevational view thereof; FIG. 5 is a right side elevational view thereof; FIG. 6 is a left side elevational view thereof; FIG. 7 is a bottom plan view thereof.



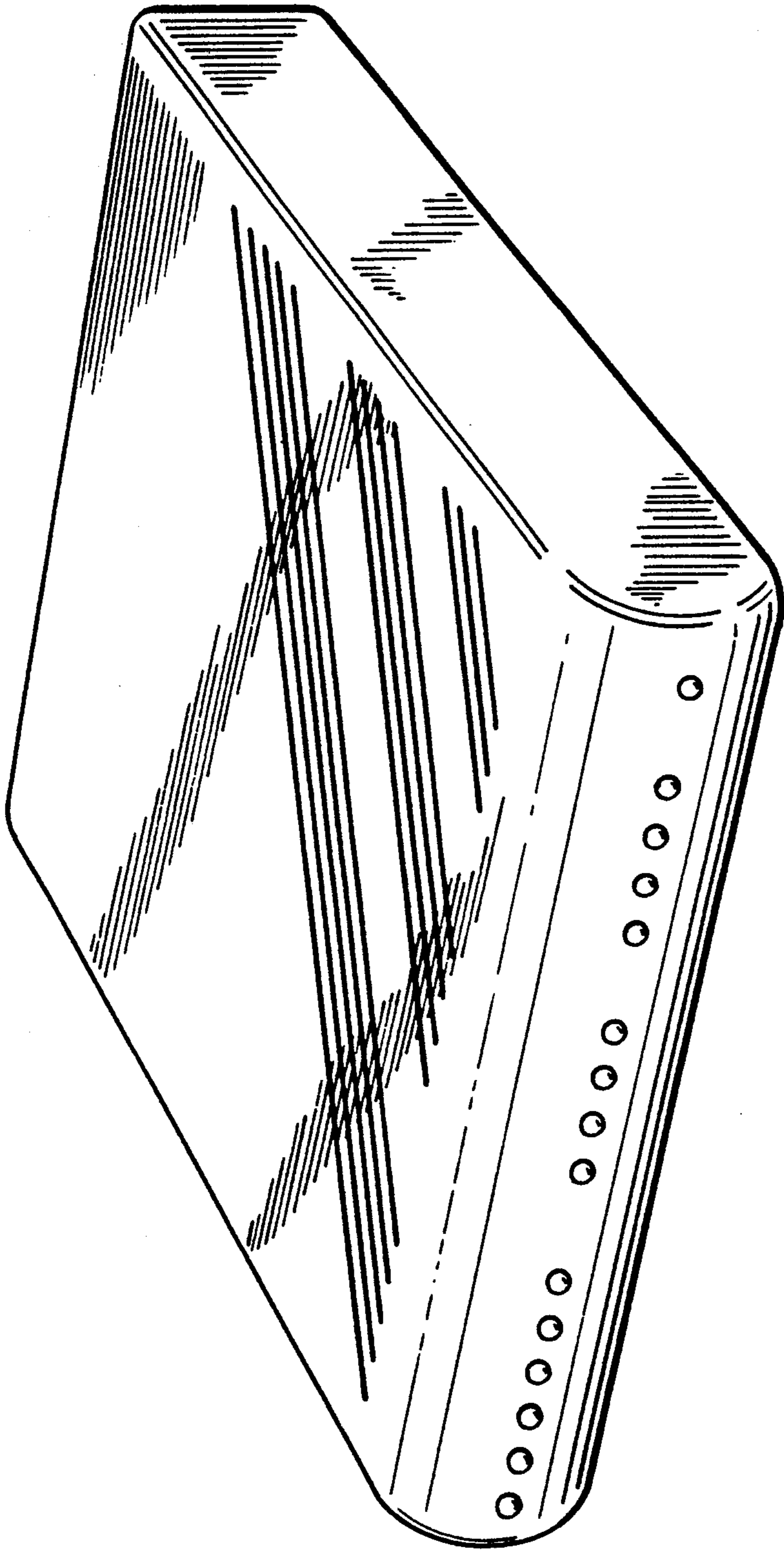


FIG. 1

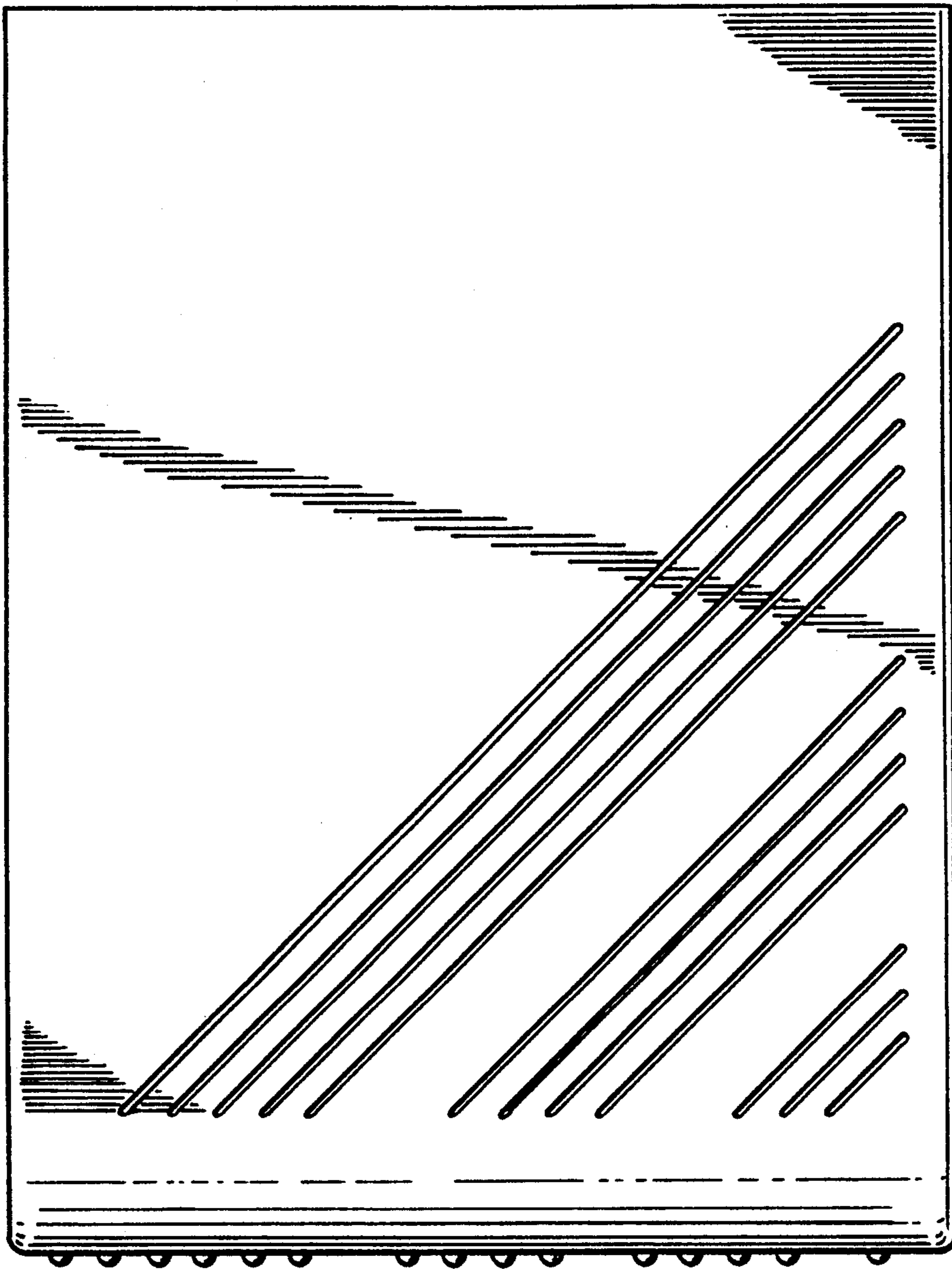


FIG. 2




FIG. 3

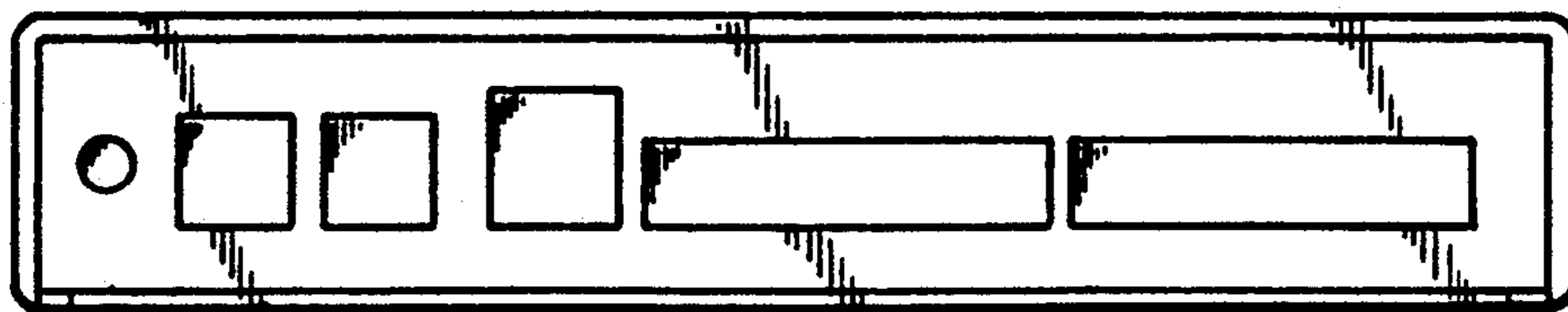


FIG. 4




FIG. 5

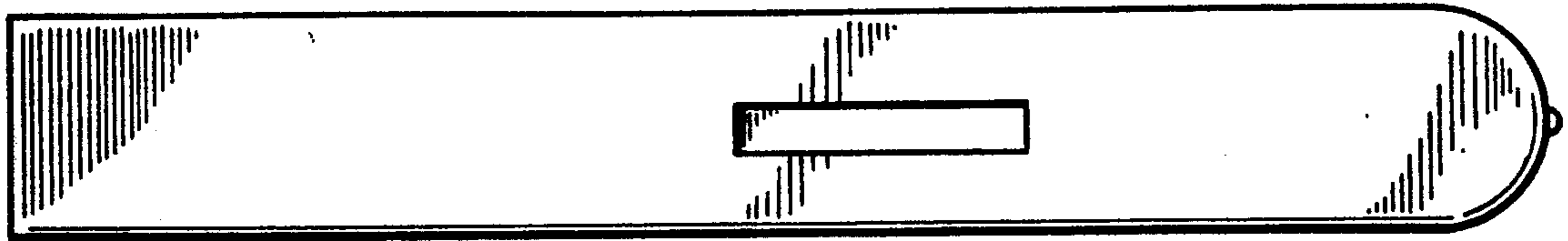


FIG. 6

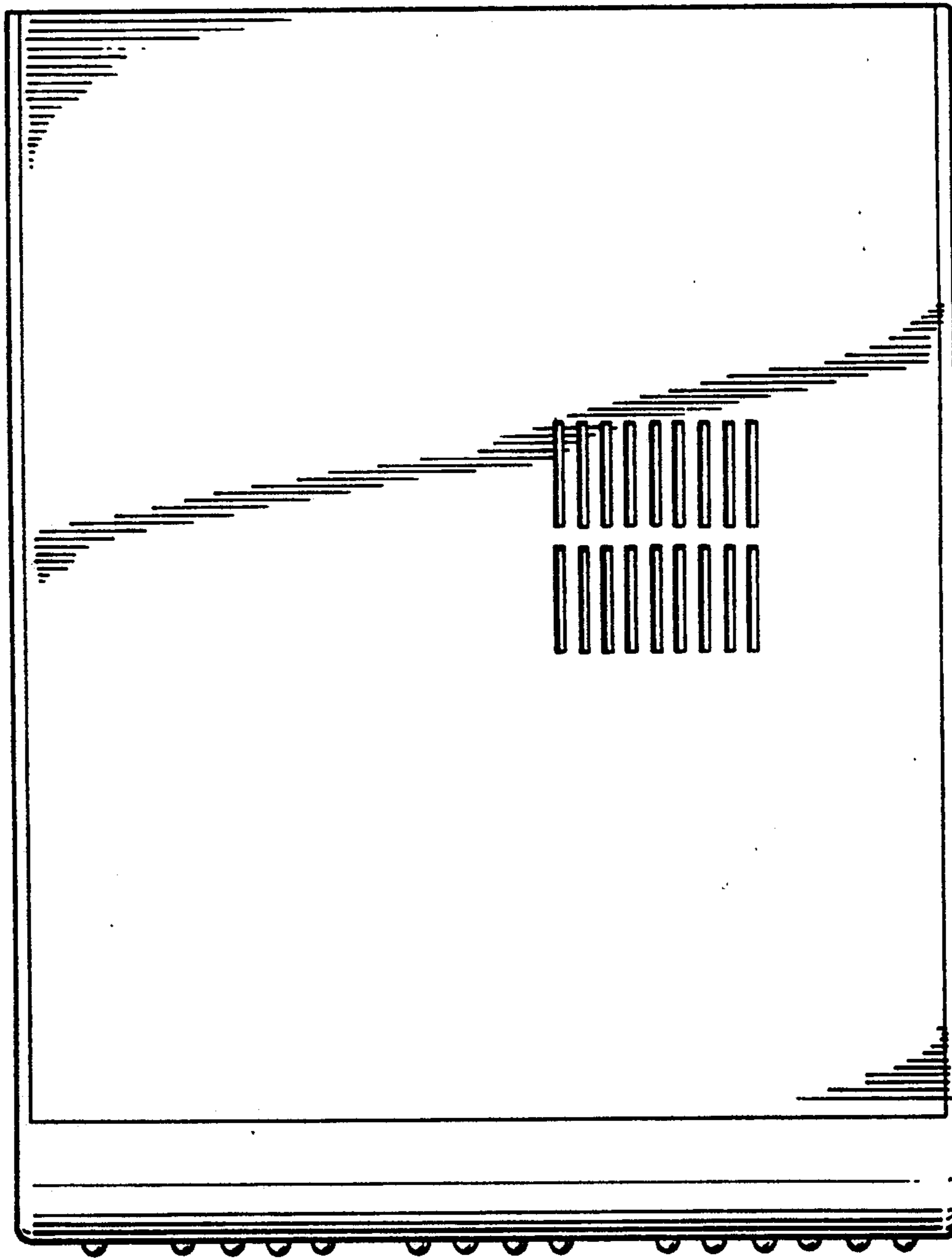


FIG. 7