



US00D322944S

# United States Patent [19]

Yurman

[11] Patent Number: **Des. 322,944**

[45] Date of Patent: **\*\* Jan. 7, 1992**

## [54] BRACELET

[76] Inventor: **David N. Yurman**, 186 Franklin St.,  
New York, N.Y. 10013

[\*\*] Term: **14 Years**

[21] Appl. No.: **444,100**

[22] Filed: **Nov. 30, 1989**

[52] U.S. Cl. .... **D11/4; D11/20**

[58] Field of Search ..... **D11/1-26,  
D11/94, 40-48; 59/78-90, 92; 63/1.1-6, 11, 9**

### [56] References Cited

#### U.S. PATENT DOCUMENTS

253,242	2/1882	Vester .....	63/11
D. 286,624	11/1986	Bulgari .....	D11/6
655,025	7/1900	Simon .....	63/11

### OTHER PUBLICATIONS

Jewelry Concepts and Technology, ©1982 p. 130 item center left of page.

*Primary Examiner*—A. Hugo Word

*Assistant Examiner*—R. T. Seifert

*Attorney, Agent, or Firm*—Handal & Morofsky

### [57] CLAIM

The ornamental design for a bracelet, as shown and described.

### DESCRIPTION

FIG. 1 is a top plan view of a bracelet showing my new design;

FIG. 2 is a front elevational view;

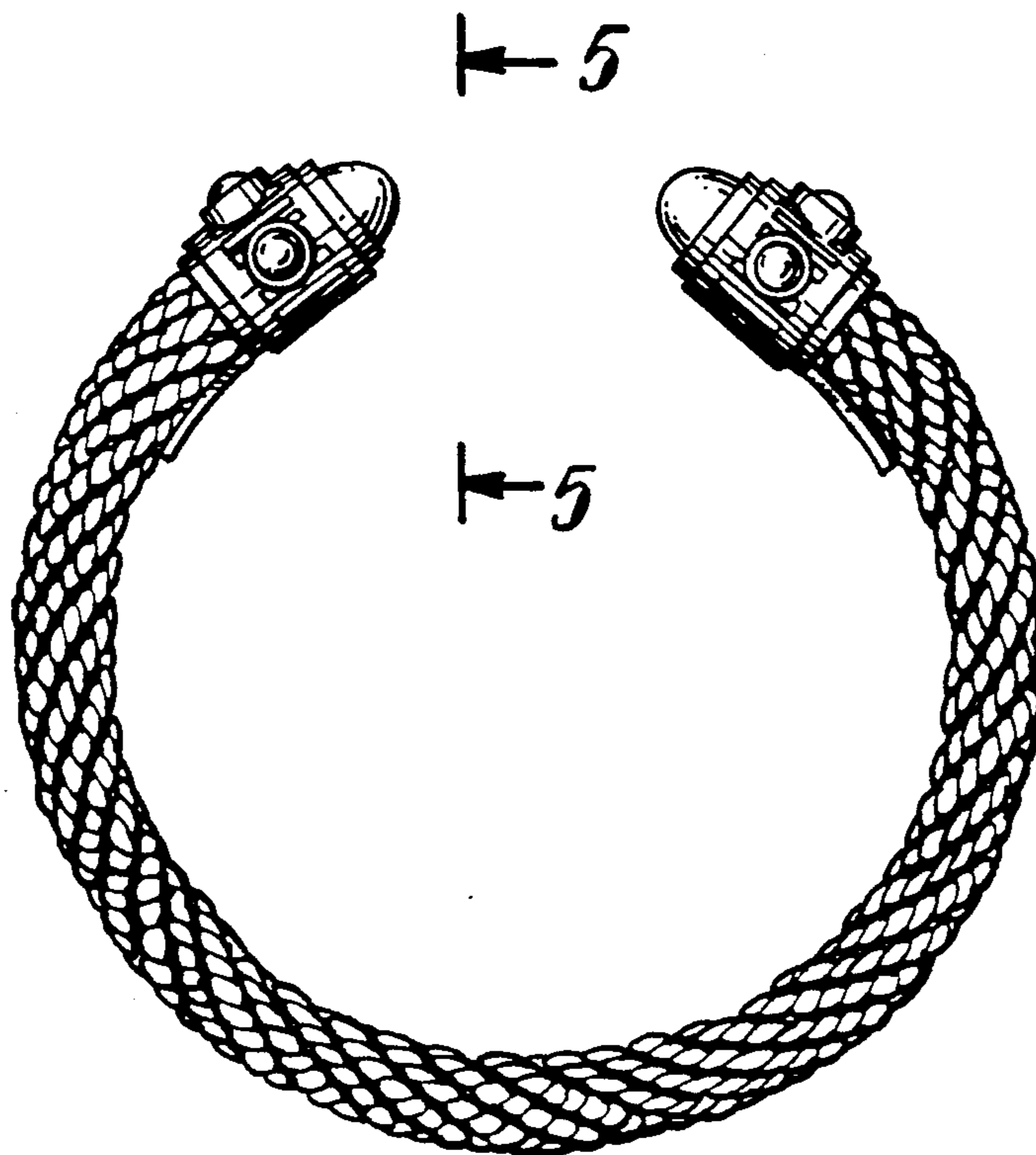
FIG. 3 is a left side elevational view;

FIG. 4 is a bottom plan view;

FIG. 5 is a fragmented view taken along the lines 5—5 of FIG. 2.

FIG. 6 is an enlarged partial view of the central portion of the bracelet; and

FIG. 7 is a front elevational view of bracelet showing a second embodiment of my new design.



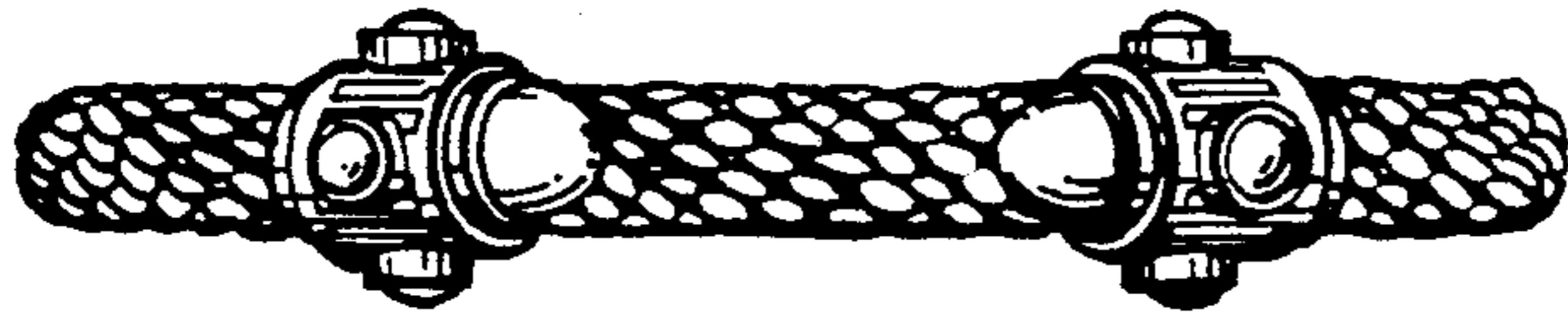


FIG. 1

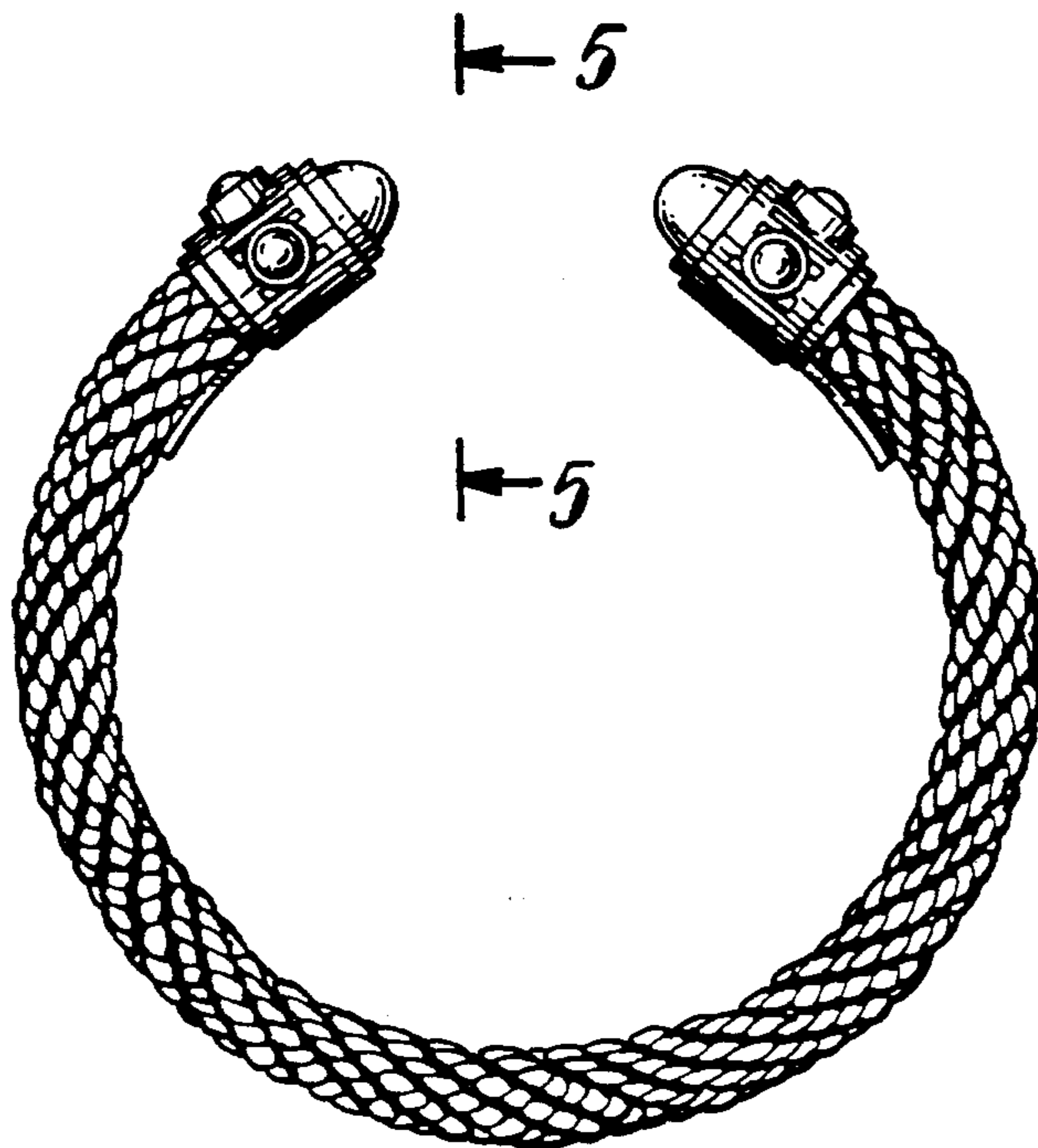


FIG. 2




FIG. 3



FIG. 4




FIG. 5

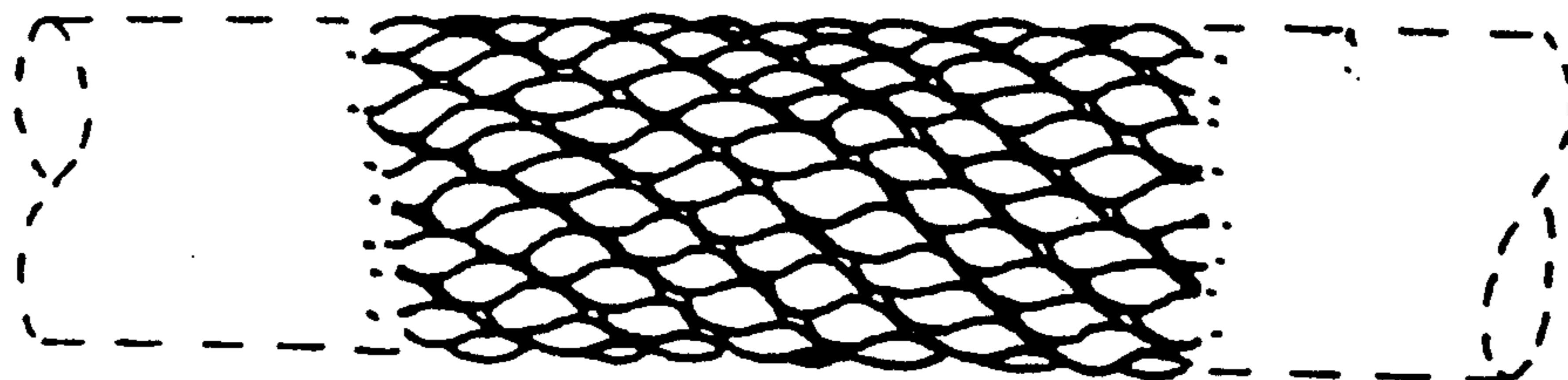


FIG. 6



FIG. 7