



US00D322938S

United States Patent [19]

[11] Patent Number: **Des. 322,938**

Baroi

[45] Date of Patent: **** Jan. 7, 1992**

[54] CONTAINER

[76] Inventor: **Stephan I. Baroi**, 10 Avenue de Secheron - Case Postale 55, 1211 Geneva, Switzerland

[**] Term: **14 Years**

[21] Appl. No.: **397,092**

[22] Filed: **Aug. 22, 1989**

[30] Foreign Application Priority Data

Feb. 23, 1989 [FR] France 89 1292
[52] U.S. Cl. **D9/407; D9/401**
[58] Field of Search **D9/401, 406, 392, 386, D9/370, 432, 418, 424, 307; D21/59, 108, 104, 107, 114, 115; 215/10; 206/45.34**

[56] References Cited

U.S. PATENT DOCUMENTS

D. 31,126 7/1899 Henius D9/401
D. 45,295 2/1914 Haig D9/406
D. 202,220 9/1965 Dupree D9/406 X

D. 229,170 11/1973 Schipper D9/418
D. 229,301 11/1973 Patterson D9/307
D. 247,281 2/1978 Grodin D9/406
D. 294,182 2/1988 Trabattoni D9/406 X
3,194,426 7/1965 Brown, Jr. D9/367
3,374,917 3/1968 Troy D21/108 X
4,632,268 12/1986 Melzi et al. 215/10 X


Primary Examiner—Bernard Ansher
Assistant Examiner—Prabhakar Deshmukh
Attorney, Agent, or Firm—Weiser & Stapler

[57] CLAIM

The ornamental design for container, as shown and described.

DESCRIPTION

FIG. 1 is a perspective view of a container showing my new design;
FIG. 2 is a front elevation thereof; the rear elevation being a mirror image thereof;
FIG. 3 is a right side elevation thereof; the left side elevation being a mirror image thereof;
FIG. 4 is a top plan view thereof; and
FIG. 5 is a bottom plan view thereof.






FIG. 1




FIG. 2

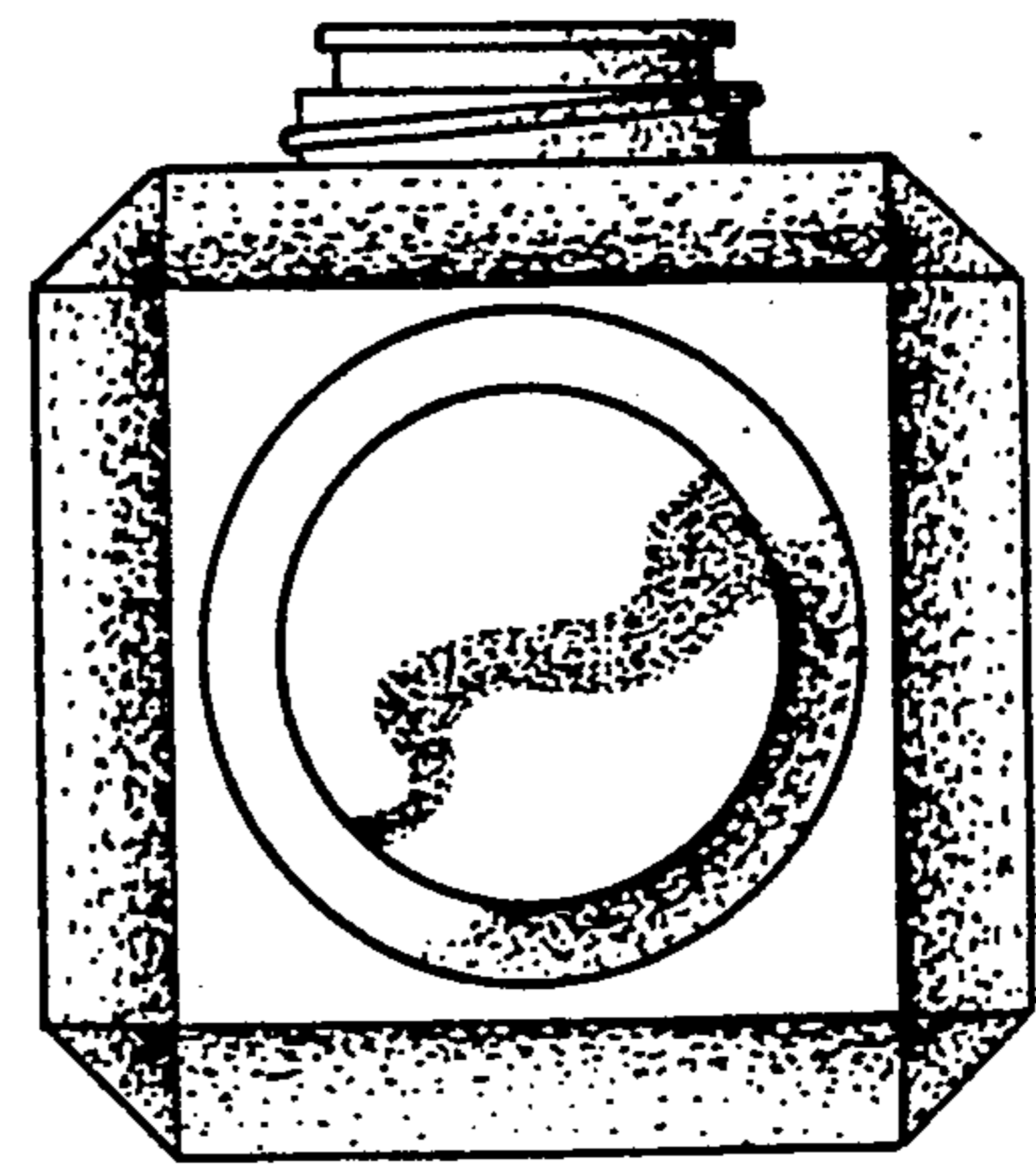


FIG. 3

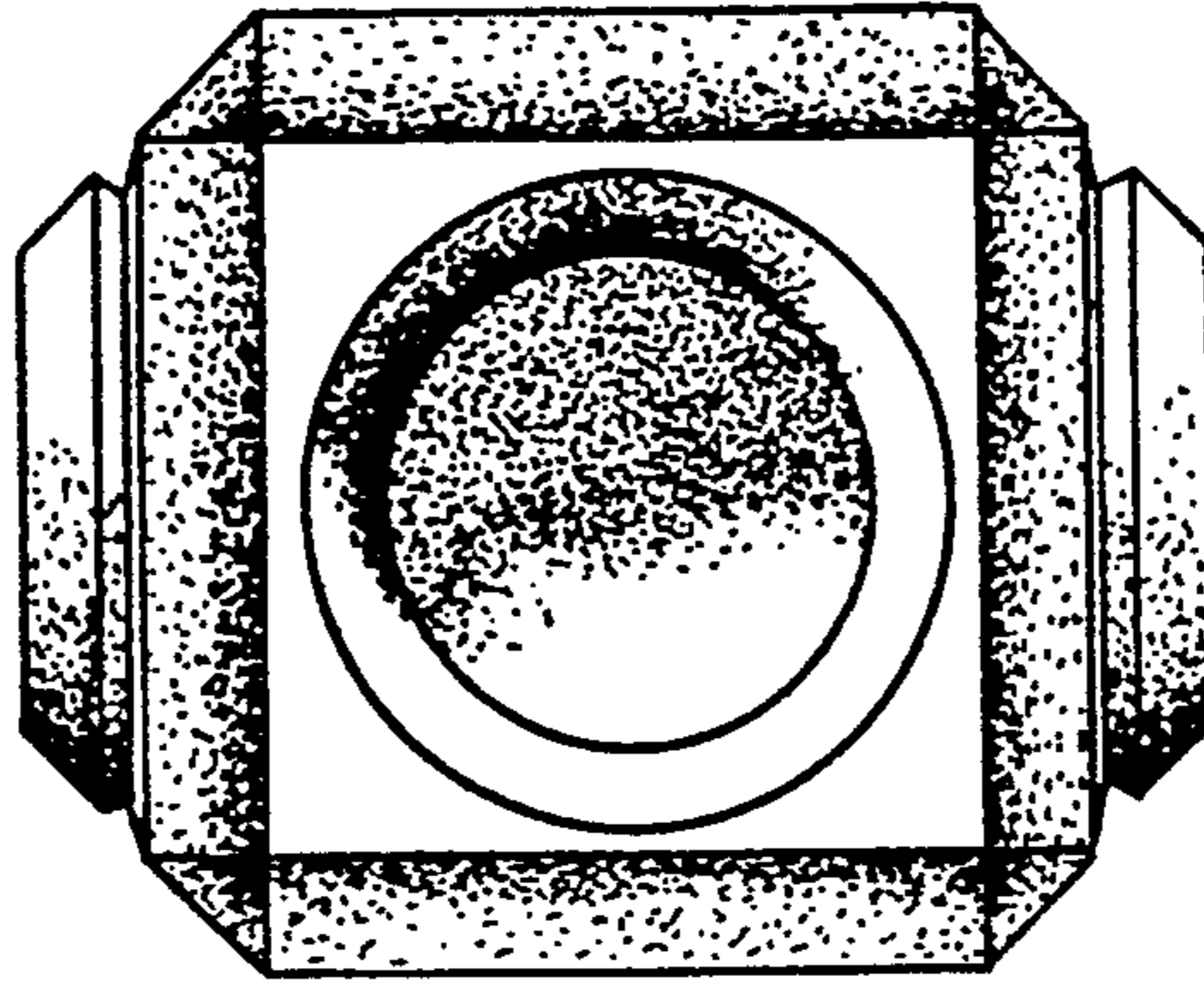


FIG. 5

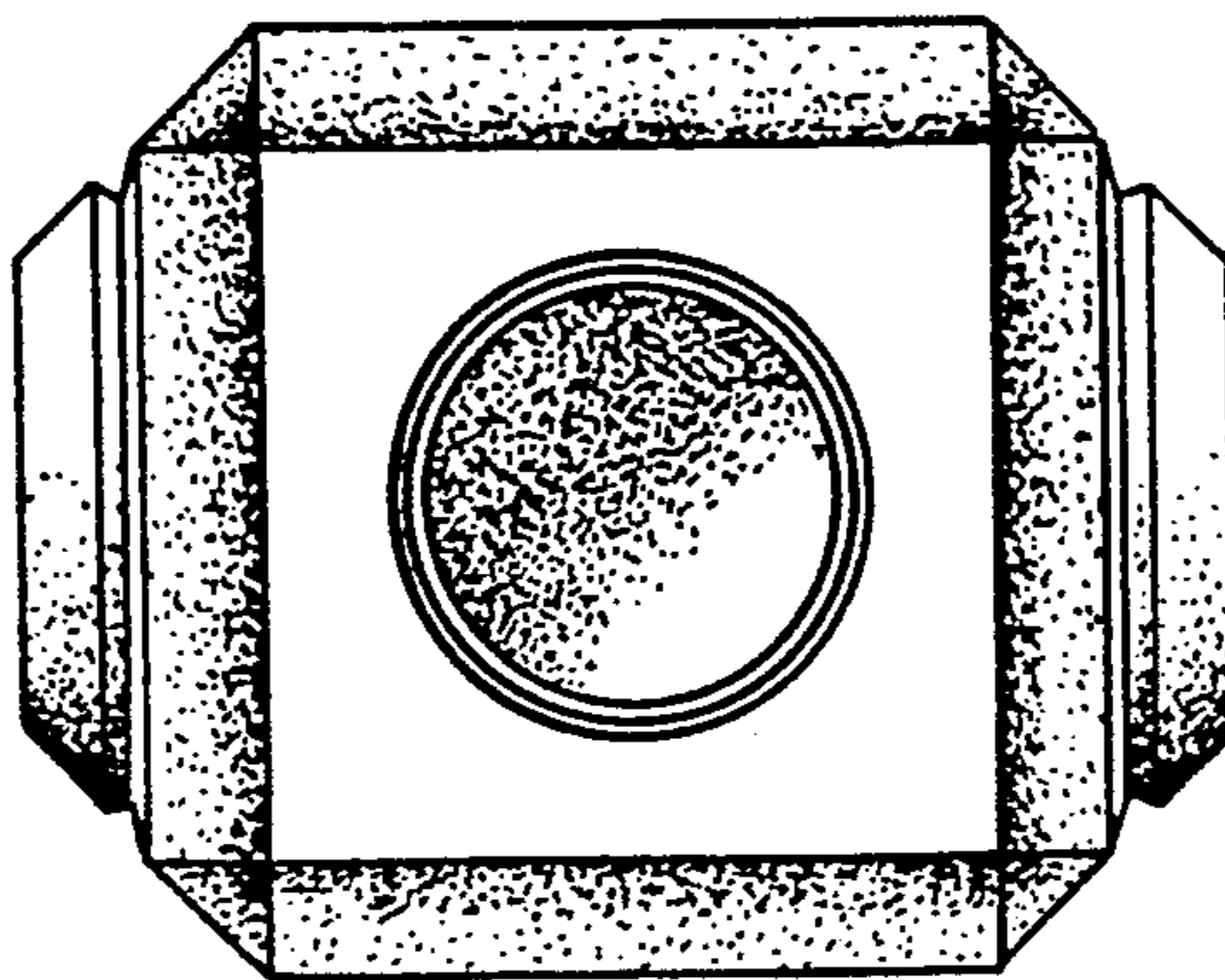


FIG. 4