



US00D322932S

United States Patent [19]

Hunt

[11] Patent Number: **Des. 322,932**

[45] Date of Patent: **** Jan. 7, 1992**

[54] **COMBINED TOWEL DISPENSER AND BRACKET**

[76] Inventor: **James R. Hunt, 3000 Friday La., Cocoa, Fla. 32926**

[**] Term: **14 Years**

[21] Appl. No.: **358,658**

[22] Filed: **May 30, 1989**

[52] U.S. Cl. **D9/337**

[58] Field of Search **D3/30.1; D6/512-513, D6/515, 518-523, 553; D9/337, 339; D8/395, 396; D12/155; 206/205, 210, 233, 408, 494, 812, 572, 549, 225; 215/1 C; 220/375, 85 R**

[56] **References Cited**

U.S. PATENT DOCUMENTS

D. 261,230	10/1981	Bird	D9/367
D. 273,361	4/1984	Suzuki	D8/394
D. 284,066	6/1986	Civre	D9/339
D. 293,058	12/1987	Iwarsson	D6/523
D. 295,831	5/1988	Urion	D9/438

3,454,249	7/1969	Geisinger	248/74.3 X
3,632,071	1/1972	Cameron et al.	248/74.3
3,749,296	7/1973	Harrison	206/409 X
4,004,687	1/1977	Boone	206/233
4,328,907	5/1982	Beard	221/63

Primary Examiner—Bernard Ansher
Assistant Examiner—C. Tuttle
Attorney, Agent, or Firm—Phillips & Beumer

[57] **CLAIM**

The ornamental design for a combined towel dispenser and bracket, as shown and described.

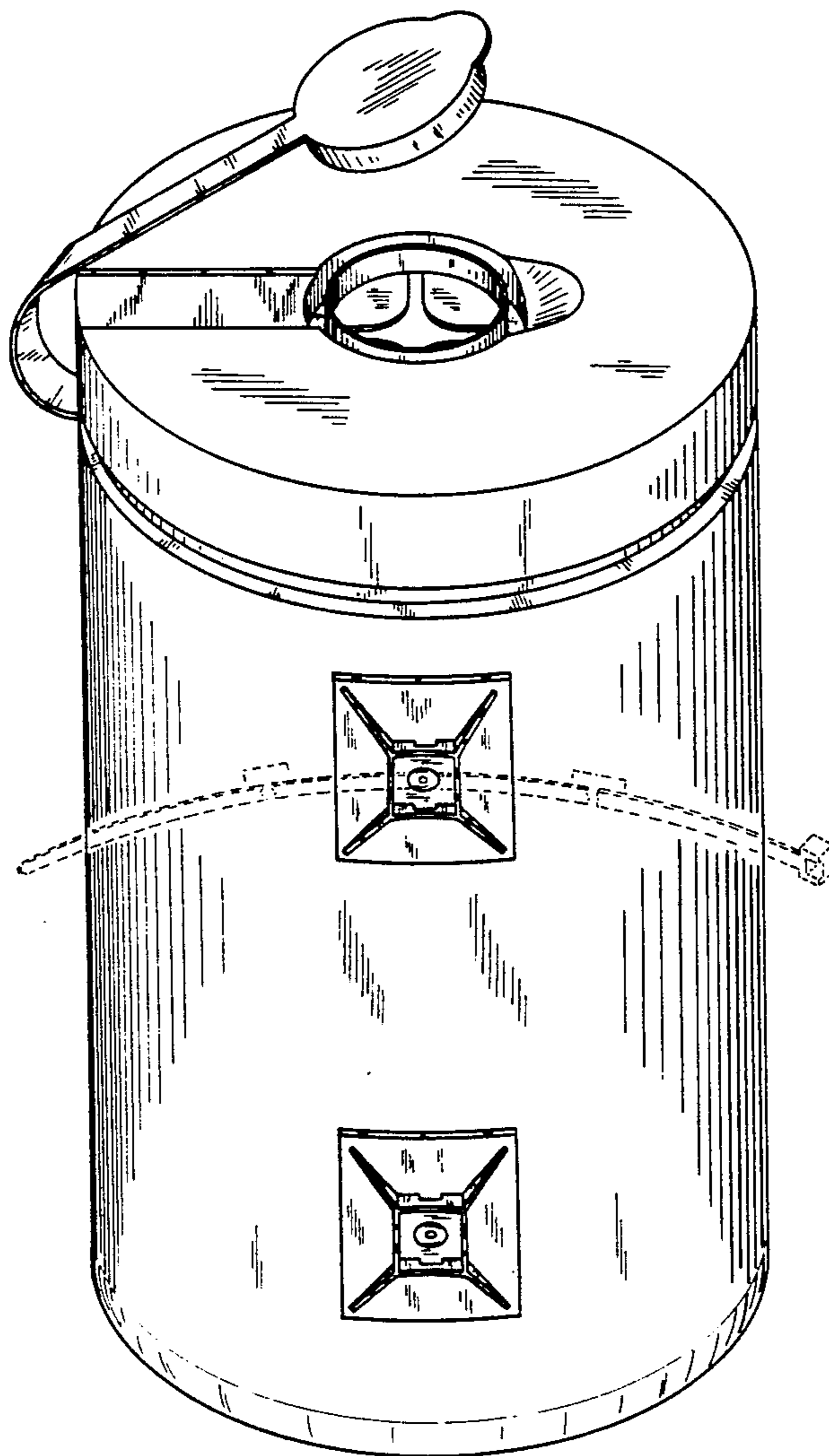
DESCRIPTION

FIG. 1 is a top left perspective view of a combined towel dispenser and bracket showing my new design. The dashed line showing of a strap is for illustrative purposes only and does not form a part of the claimed design.

FIG. 2 is a front elevational view thereof; and

FIG. 3 is a top right perspective view thereof.

The undisclosed bottom portion is flat and unornamented.



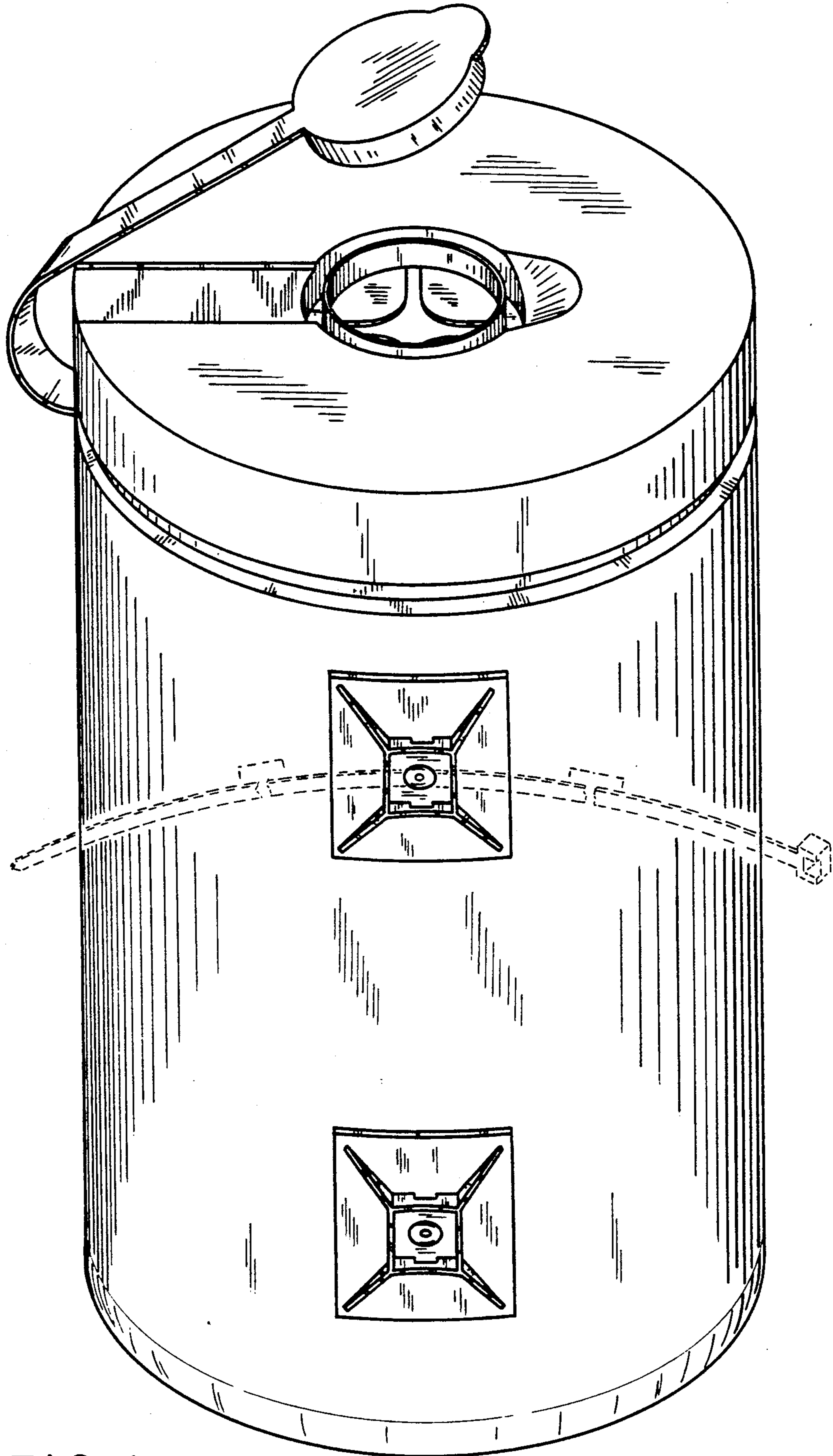


FIG. 1

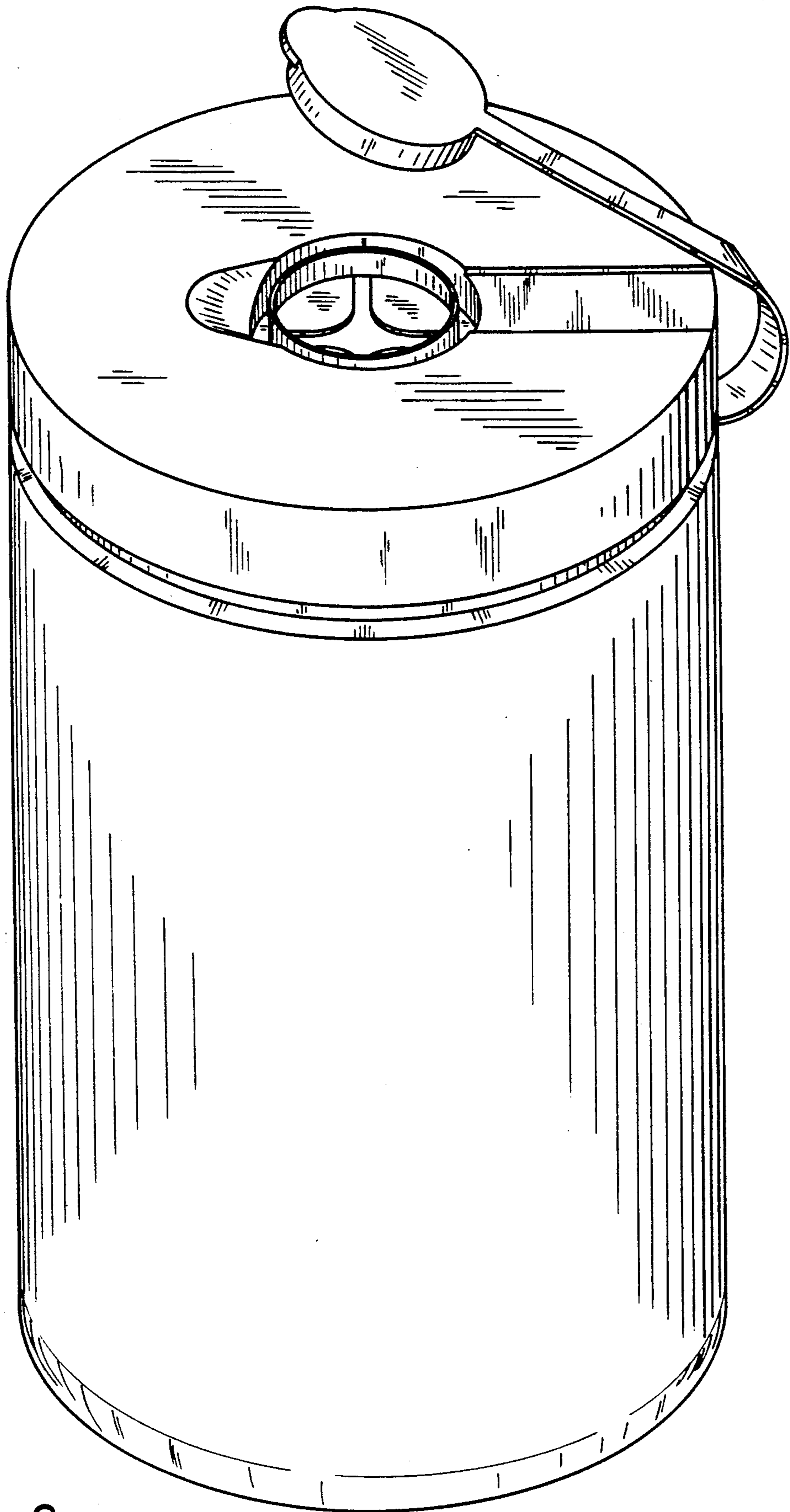


FIG. 2

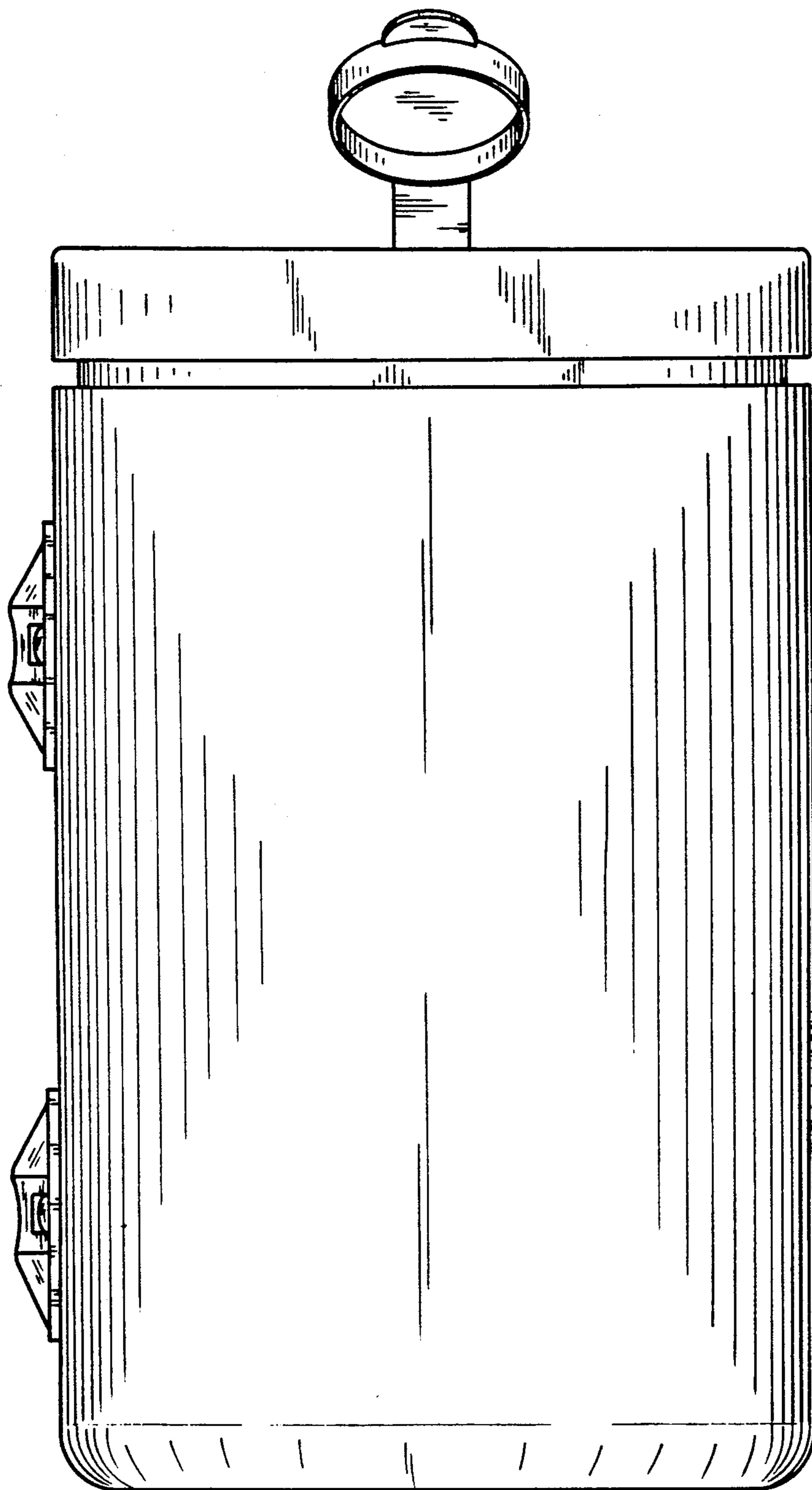


FIG. 3