



US00D322925S

United States Patent [19]

Solow

[11] Patent Number: **Des. 322,925**

[45] Date of Patent: **** Jan. 7, 1992**

[54] **AUTOMOBILE LOCK FOR ATTACHMENT TO A FLOOR-MOUNTED GEAR SHIFT LEVER AND BRAKE LEVER**

[75] Inventor: **Joseph E. Solow, Plainview, N.Y.**

[73] Assignee: **Wolo Manufacturing Corporation, Deer Park, N.Y.**

[**] Term: **14 Years**

[21] Appl. No.: **388,625**

[22] Filed: **Aug. 1, 1989**

Related U.S. Application Data

[63] Continuation-in-part of Ser. No. 141,331, Jan. 6, 1988, Pat. No. Des. 306,253.

[52] U.S. Cl. **D8/331**

[58] Field of Search **D8/330-331, D8/333, 339-342, 343, 346; 70/57, 207, 209, 211, 221, 224, 237-238, 252**

[56] References Cited

U.S. PATENT DOCUMENTS

D. 228,874	10/1973	Thompson	D8/341
D. 228,875	10/1973	Holtzworth	D8/339
D. 231,689	5/1974	Humphries	D8/341
D. 289,491	4/1987	Johnson	D8/330
D. 296,660	7/1988	Preddy	D8/331
D. 306,253	2/1990	Solow	D8/331
3,245,239	4/1966	Zaidener	70/202
3,462,982	8/1969	Moore	70/209
3,664,164	5/1972	Zaidener	70/202
3,742,743	4/1973	Stovanovitch	70/209
4,103,254	8/1978	Mitchell et al.	70/209
4,304,110	12/1981	Fain	70/209
4,660,394	4/1987	Wu	70/238 X
4,738,127	4/1988	Johnson	70/209
4,747,279	5/1988	Solow	70/211 X

FOREIGN PATENT DOCUMENTS

402771 12/1967 Australia .

106072	3/1967	Denmark .
1127524	9/1968	United Kingdom .
1554593	10/1979	United Kingdom .
2039840	8/1980	United Kingdom .

OTHER PUBLICATIONS

Advertisement from Daily News Classified 6/28/84, Royce Union "Anti-Theft Steering Wheel & Brake Pedal Lock", #A23105.

Royce Union Security Products #A23105 and #A23204, no date shown.

J.C. Whitney & Co. Catalog, ©1982, Catalog 430B, p. 83, "Heavy-Duty Steering Wheel & Brake Lock", 81-0336P, 1983.

Allison Catalog, p. 70, Anti-Theft Devices: "Crook Hook", 1983, #8370.

Museum of Modern Art Catalogue p. 30—Automobile Anti-Theft Lock.

Primary Examiner—Wallace R. Burke

Assistant Examiner—Brian N. Vinson

Attorney, Agent, or Firm—Brumbaugh, Graves, Donohue & Raymond

[57] CLAIM

The ornamental design for an automobile lock for attachment to a floor-mounted gear shift lever and brake lever, as shown and described.

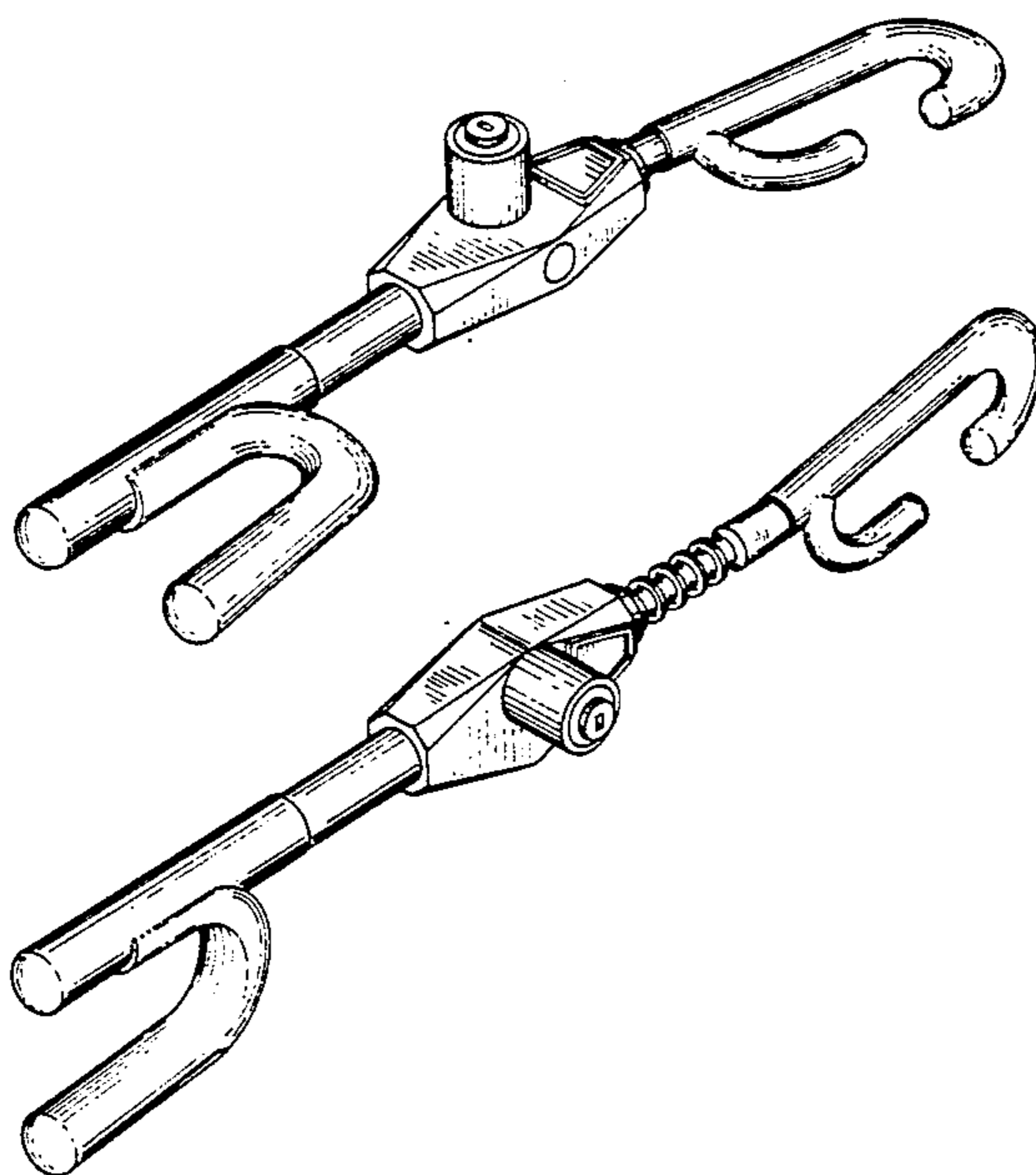
DESCRIPTION

FIG. 1 is a perspective view of an automobile lock for attachment to a floor-mounted gear shift lever and brake lever showing my new design;

FIG. 2 is a perspective view thereof, with one end shown partially extended and rotated;

FIG. 3 is a reduced top plan view thereof, with one end shown partially extended, the bottom being substantially similar in appearance; and

FIG. 4 is a reduced side elevational view thereof, with one end shown partially extended, the opposite side being substantially similar in appearance.



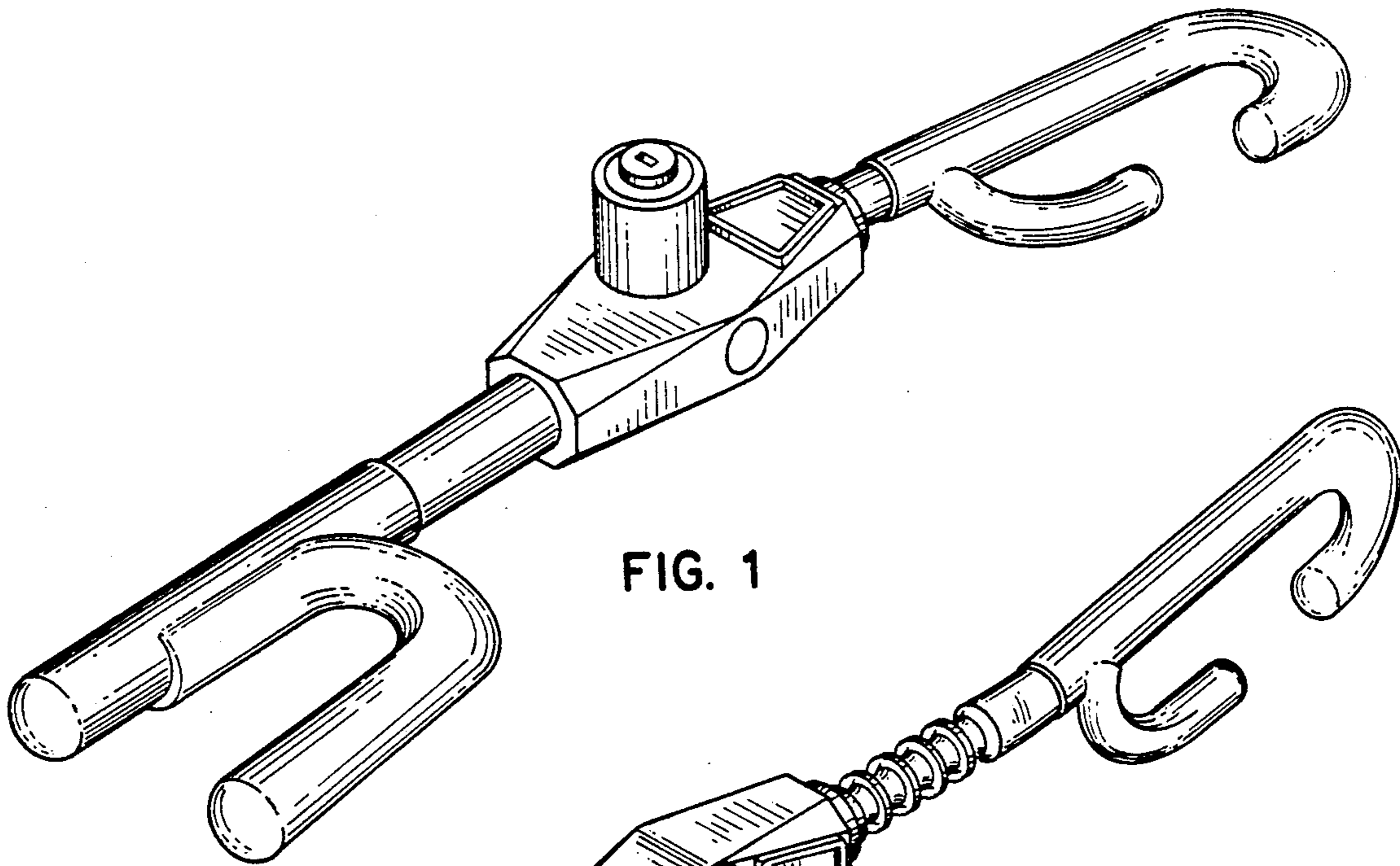


FIG. 1

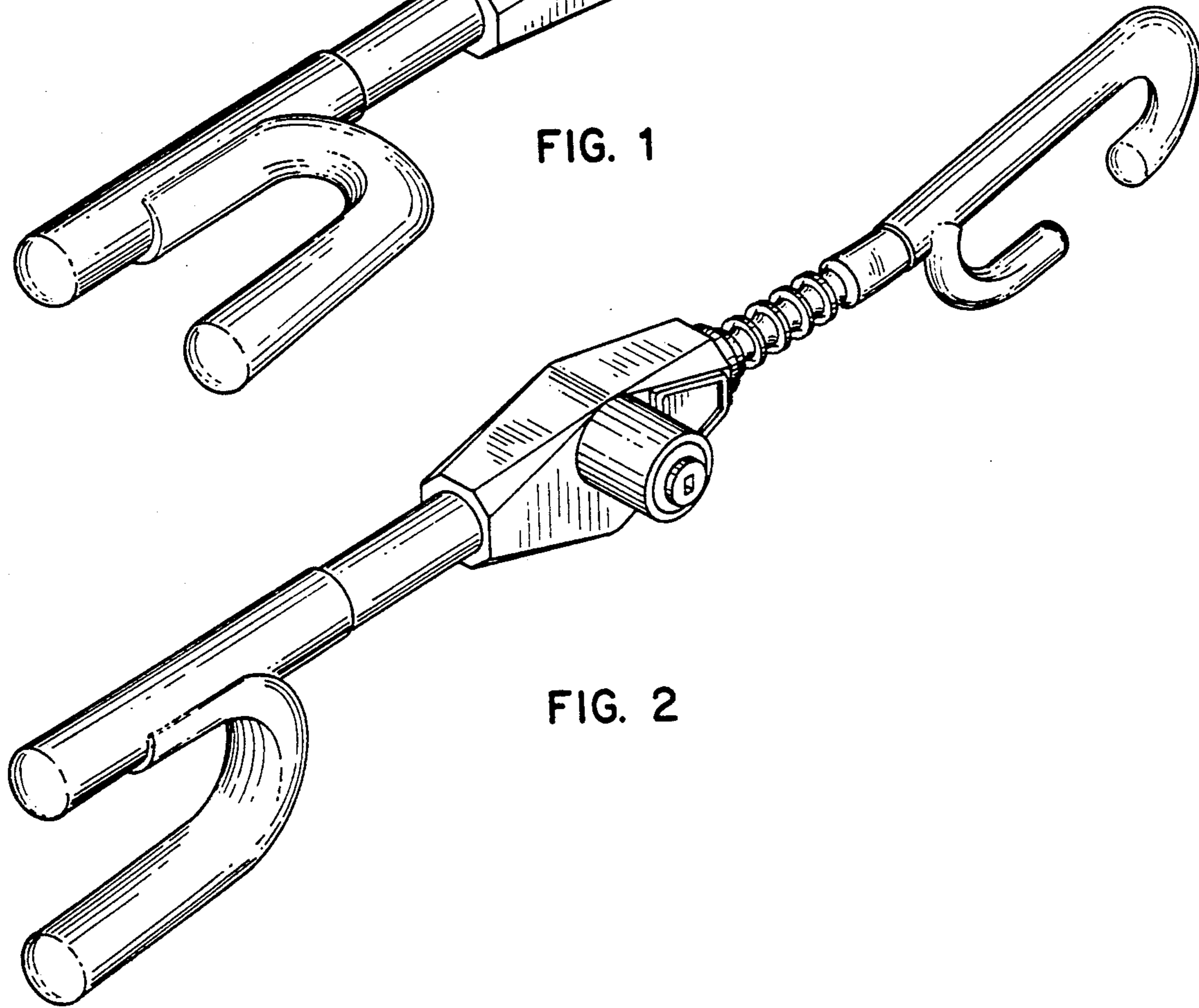


FIG. 2

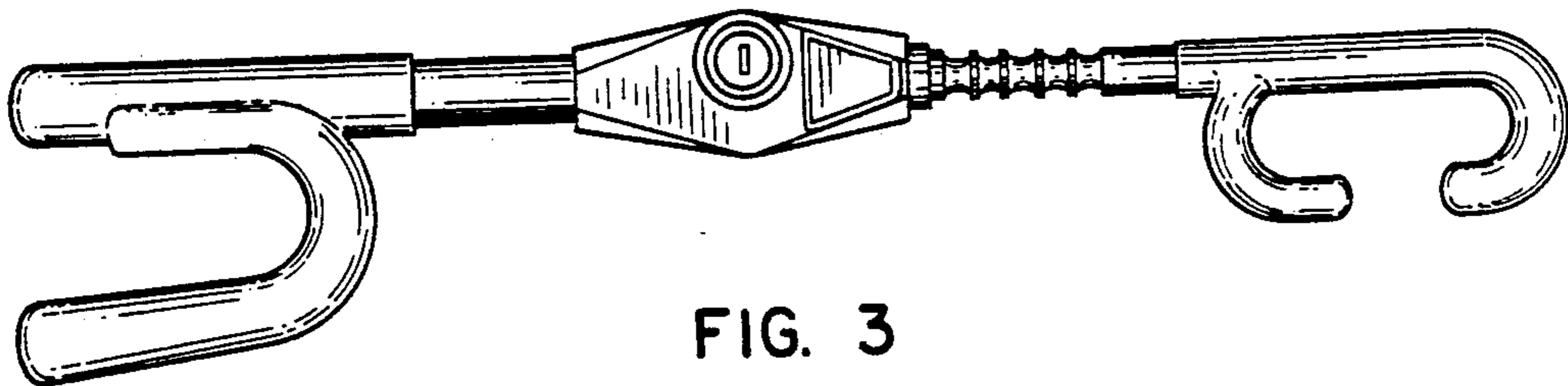


FIG. 3

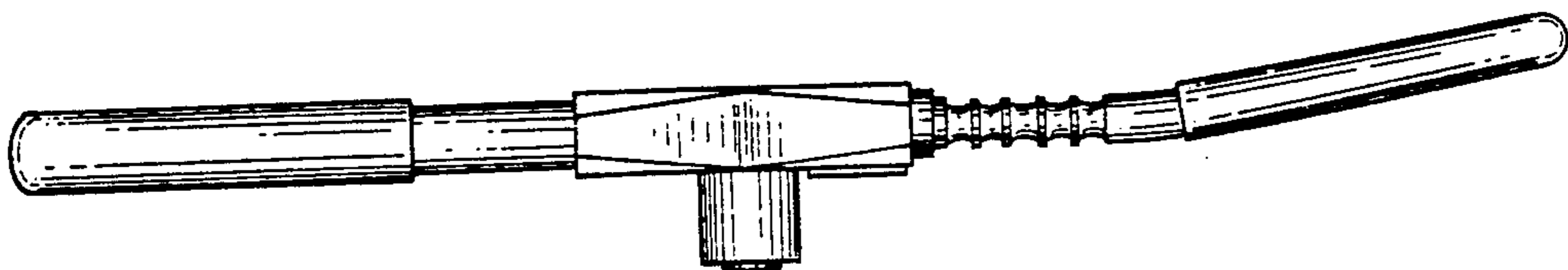


FIG. 4