



US00D322917S

United States Patent [19]

Morris et al.

[11] Patent Number: **Des. 322,917**

[45] Date of Patent: **** Jan. 7, 1992**

[54] BEVERAGE CAN TRAY

[75] Inventors: Peter M. Morris, Waretown; Robert C. Allabaugh, Barnegat, both of N.J.

[73] Assignee: Piper Casepro, Manasquan, N.J.

[**] Term: 14 Years

[21] Appl. No.: 441,155

[22] Filed: Nov. 22, 1989

[52] U.S. Cl. D7/616; D9/424

[58] Field of Search D7/550, 553, 555, 616; D9/341, 424, 427; 229/1.5 R, 1.5 H, 2.5 R; 206/557, 427, 519, 562-564

[56] **References Cited**

U.S. PATENT DOCUMENTS

D. 274,110	6/1984	Vigue	D7/71
D. 290,580	6/1987	Vigue	D9/427 X
3,186,587	6/1965	Englander et al.	220/118
3,349,943	10/1967	Box	220/21
3,651,976	3/1972	Chadbourne	220/23.4
3,794,208	2/1974	Roush et al.	220/66
3,891,084	6/1975	Elizondo-Garcia	206/143
3,949,876	4/1976	Bridges et al.	206/427
3,986,655	10/1976	Rynning	229/2.5 R

4,344,530 8/1982 deLorsiere 206/203
4,625,908 12/1986 Emery 229/45 R


Primary Examiner—Terry A. Pfeffer
Attorney, Agent, or Firm—Mason, Fenwick & Lawrence

[57] **CLAIM**

The ornamental design for a beverage can tray, as shown and described.

DESCRIPTION

FIG. 1 is a top plan view of a beverage can tray showing our new design;
 FIG. 2 is a bottom plan view thereof;
 FIG. 3 is a side elevational view thereof;
 FIG. 4 is a rear elevational view thereof, the opposite side being identical;
 FIG. 5 is a sectional view taken along line 5—5 of FIG. 1;
 FIG. 6 is a fragmentary bottom plan view of an alternate embodiment of FIG. 1, the only difference being the year date ring incorporated on the cross bars;
 FIG. 7 is a fragmentary top plan view of FIG. 6;
 FIG. 8 is a fragmentary bottom plan view of an alternate embodiment of FIG. 1, the only difference being the month date ring incorporated on the cross bars; and
 FIG. 9 is a fragmentary top plan view of FIG. 8.






FIG. 1




FIG. 2

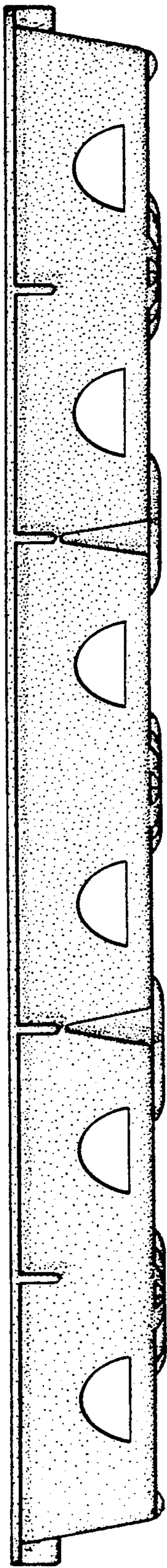


FIG. 3

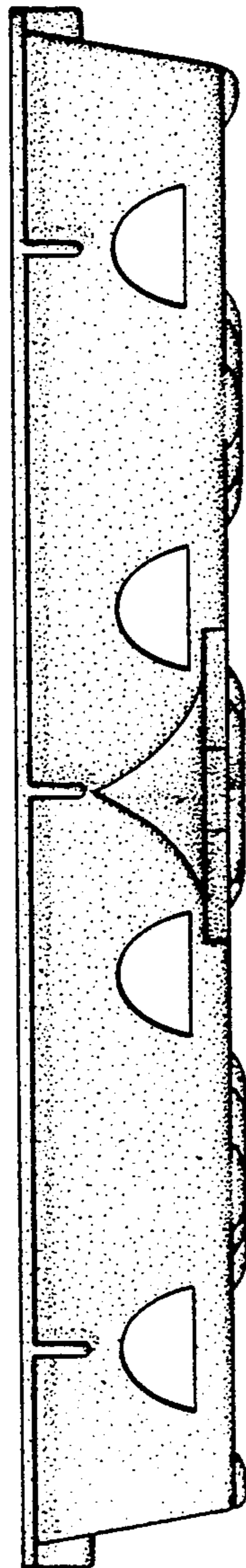


FIG. 4

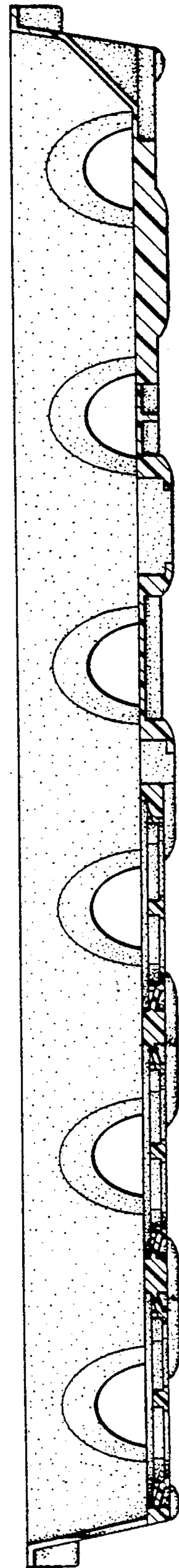


FIG. 5




FIG. 7

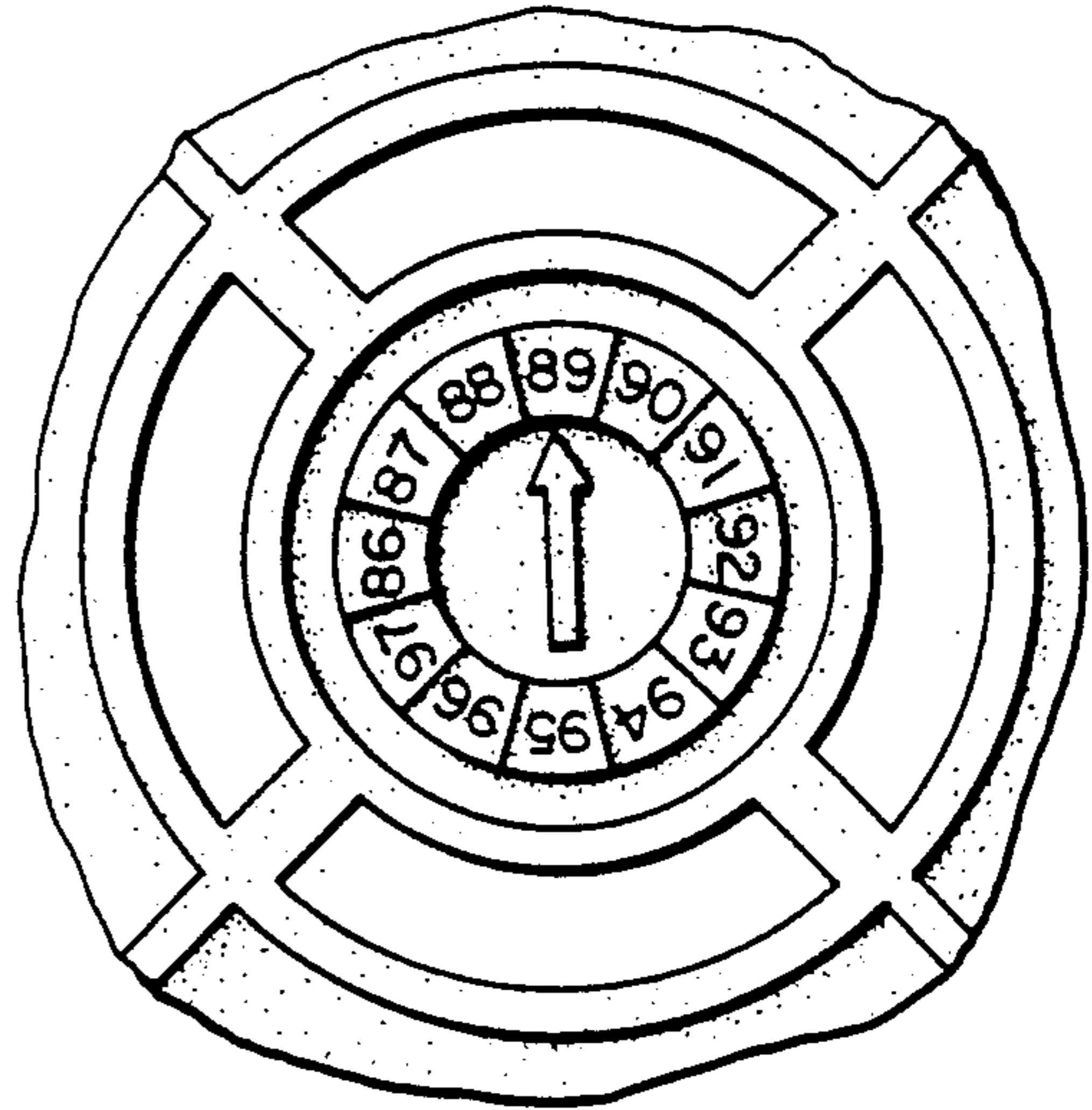


FIG. 6




FIG. 9




FIG. 8