



US00D322913S

# United States Patent [19]

[11] Patent Number: **Des. 322,913**

Hines

[45] Date of Patent: **\*\* Jan. 7, 1992**

[54] **COOKING PAN-IMMOBILIZING STAND FOR A STOVE TOP GRATE**

3,357,669 12/1967 Diamato ..... 248/152  
4,832,295 5/1989 Wagner ..... D7/407 X

[76] Inventor: **John E. Hines**, 10 Skysail Ct.,  
Sacramento, Calif. 95831

*Primary Examiner*—A. Hugo Word  
*Assistant Examiner*—Paula Allen  
*Attorney, Agent, or Firm*—Lothrop & West

[\*\*] Term: **14 Years**

[57] **CLAIM**

[21] Appl. No.: **341,326**

The ornamental design for a cooking pan-immobilizing stand for a stove top grate, as shown and described.

[22] Filed: **Apr. 21, 1989**

[52] U.S. Cl. .... **D7/407**

### DESCRIPTION

[58] Field of Search ..... **D7/407, 408; 126/39 M, 126/24, 218, 214 C, 214 D, 215, 212, 211, 216, 39 H, 21 A, 56, 57; 248/152, 174**

FIG. 1 is a front perspective view of a cooking pan-immobilizing stand for a stove top grate showing my new design;

FIG. 2 is a top plan view thereof;

FIG. 3 is a bottom plan view thereof;

FIG. 4 is a front elevational view thereof;

FIG. 5 is a rear elevational view thereof;

FIG. 6 is an elevational view of one side thereof; and,


FIG. 7 is an elevational view of the other side thereof.

The broken line showing of the stove top in FIG. 2 is for illustrative purposes only and forms no part of the claimed design.

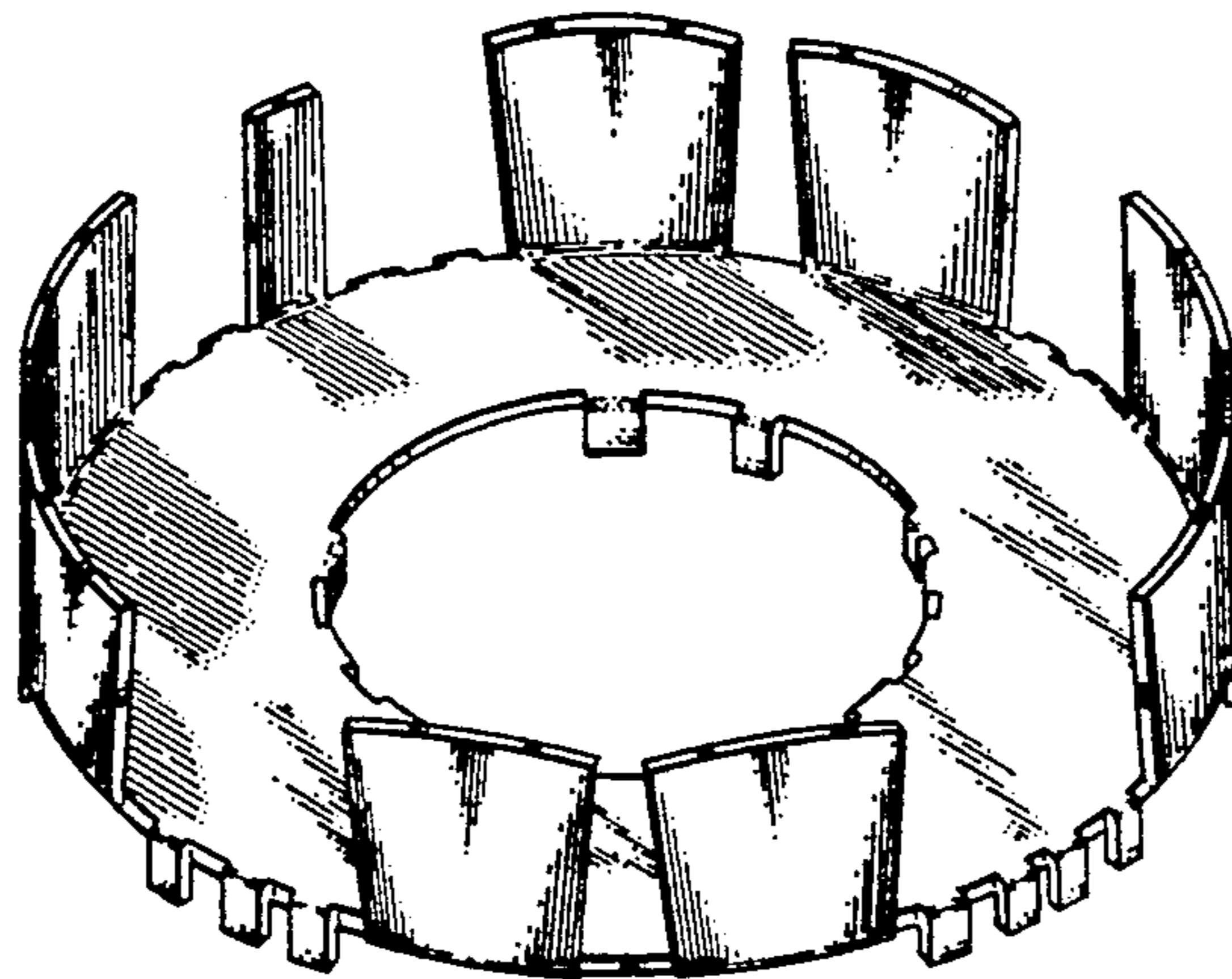
### [56] References Cited

#### U.S. PATENT DOCUMENTS

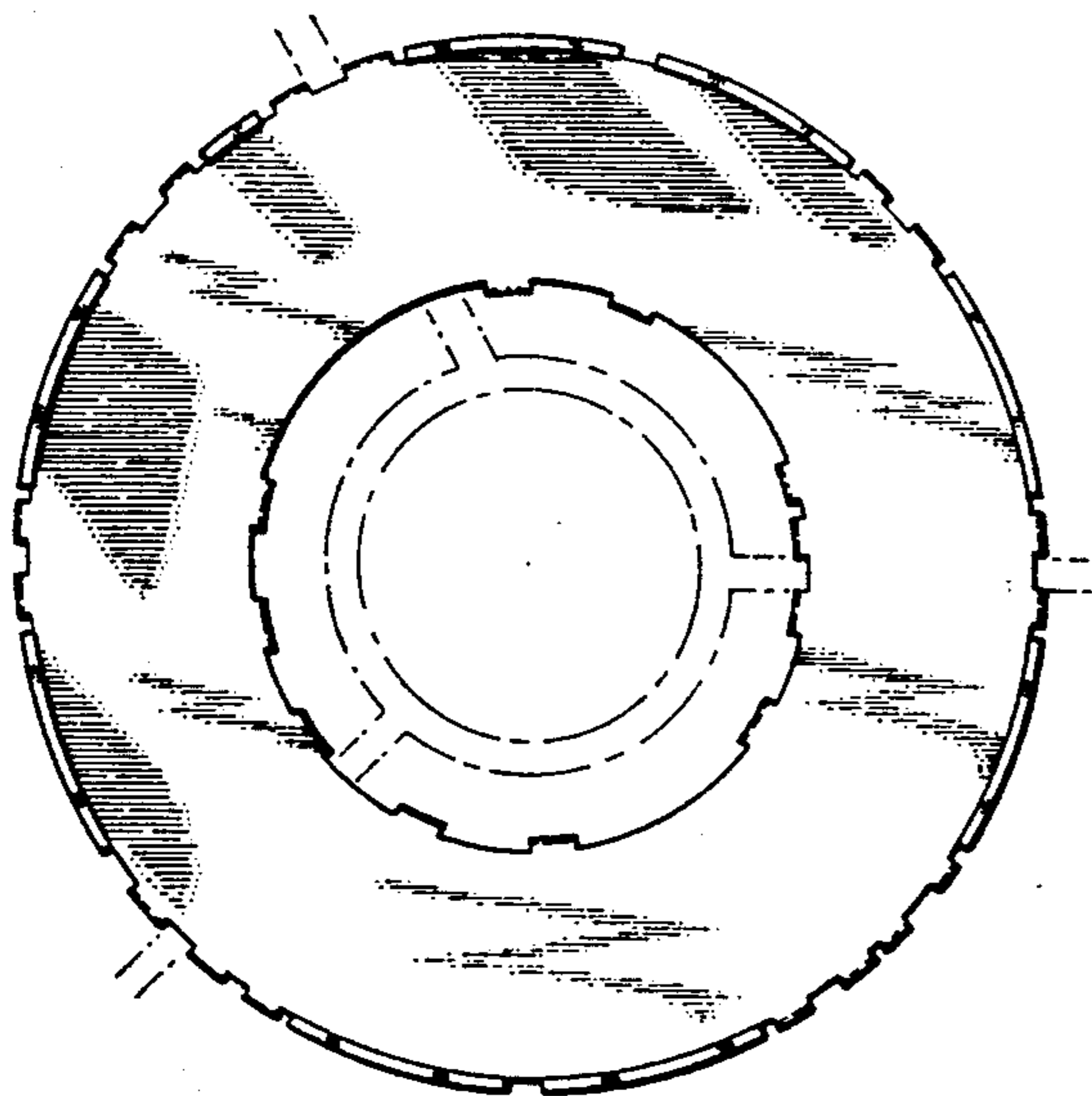
D. 275,927	10/1984	Chan	.....	D7/407
D. 282,706	2/1986	DiFede	.....	D7/408 X
881,199	3/1908	Palmer	.....	D7/407 X
901,326	10/1908	Ebert	.....	248/152
1,307,482	6/1919	Cheek	.....	248/152
2,530,991	11/1950	Reeves	.....	126/39 H



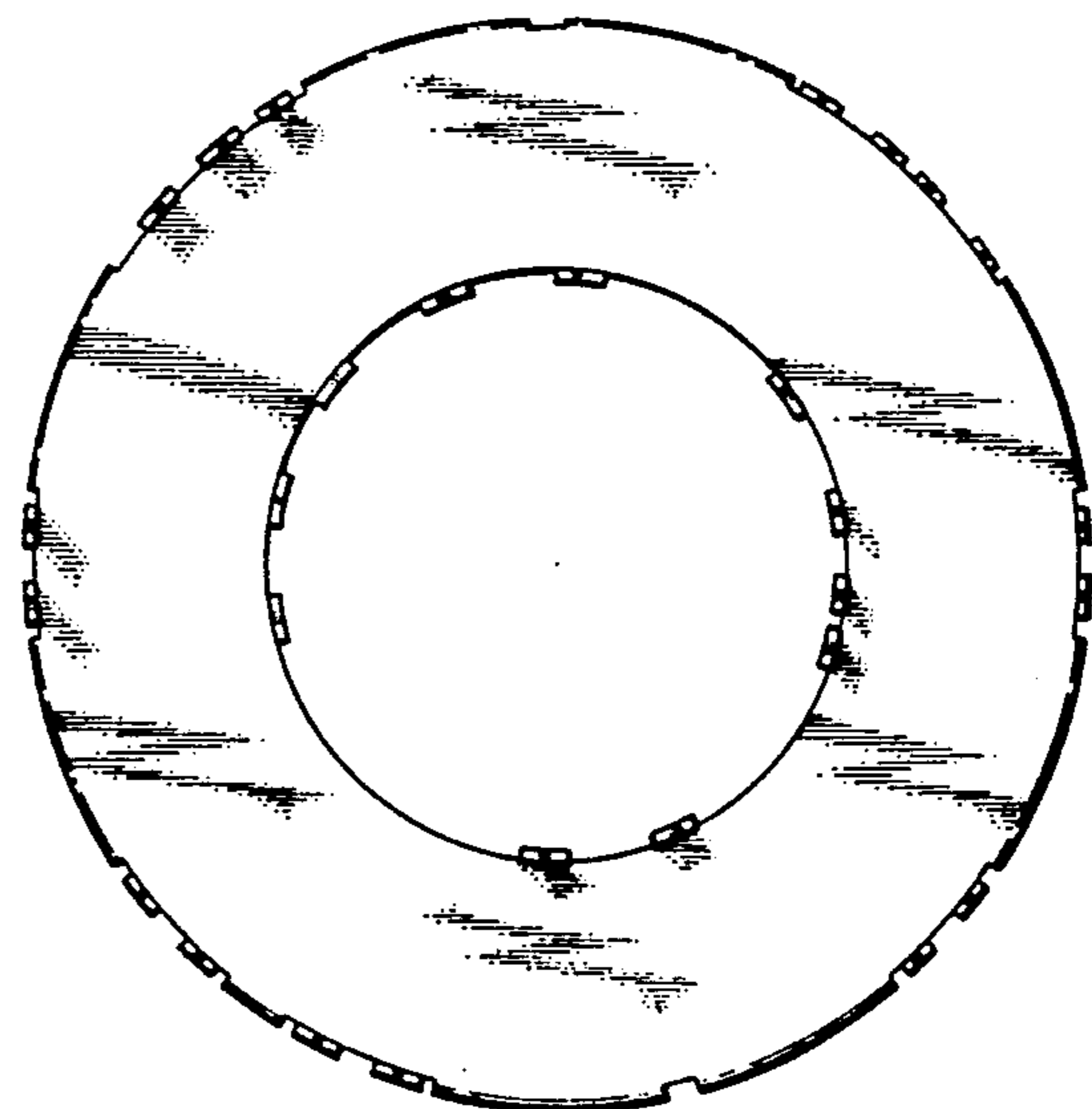
*FIG. 1.*




*FIG. 2.*



*FIG. 3.*




*FIG. 4.*



*FIG. 5.*



*FIG. 6.*



*FIG. 7.*

