



US00D322890S

United States Patent [19]

Drews

[11] Patent Number: **Des. 322,890**

[45] Date of Patent: **** Jan. 7, 1992**

[54] **EARRING ORGANIZER**

[76] Inventor: **Mary E. Drews, 115 Faye St., Apt. 7,
P.O. Box 4727, Waco, Tex. 76705**

[**] Term: **14 Years**

[21] Appl. No.: **377,923**

[22] Filed: **Jul. 10, 1989**

[52] U.S. Cl. **D3/75; D3/74;
D9/341**

[58] Field of Search **D3/75, 79; 206/6.1,
206/372, 315.11, 45, 486, 45.14, 373, 566, 287.1;
190/124; 43/57.1; 211/13, 113, 86; 383/90;
224/901, 920, 42.42; 294/149; D6/553, 512,
513, 514, 567, 569; D9/341; 223/85, 120**

[56] **References Cited**

U.S. PATENT DOCUMENTS

- D. 221,098 10/1879 Piper D9/341 X
- D. 276,004 10/1984 Mink D3/75
- 3,086,264 4/1963 Tindall 383/90 X

3,525,376 8/1970 Mulhauser 206/6.1

Primary Examiner—A. Hugo Word
Assistant Examiner—M. N. Pandozzi
Attorney, Agent, or Firm—Thomas D. Copeland

[57] **CLAIM**

The ornamental design for an earring organizer, as shown.

DESCRIPTION

FIG. 1 is a front elevational view of an earring organizer showing my new design;
FIG. 2 is a right side elevational view thereof;
FIG. 3 is a left side elevational view thereof;
FIG. 4 is a top plan view thereof;
FIG. 5 is a bottom plan view thereof;
FIG. 6 is a rear elevational view thereof; and
FIG. 7 is a front left perspective view thereof.
The broken line showing of a pair of earrings in FIG. 7 is for illustrative purposes only and forms no part of the claimed design.




FIG. 4




FIG. 3

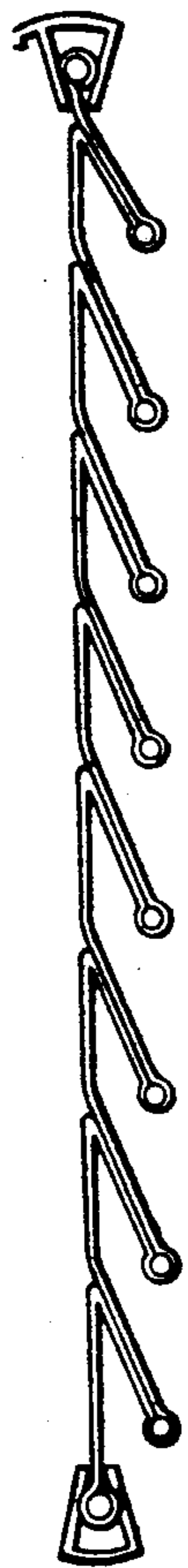


FIG. 1

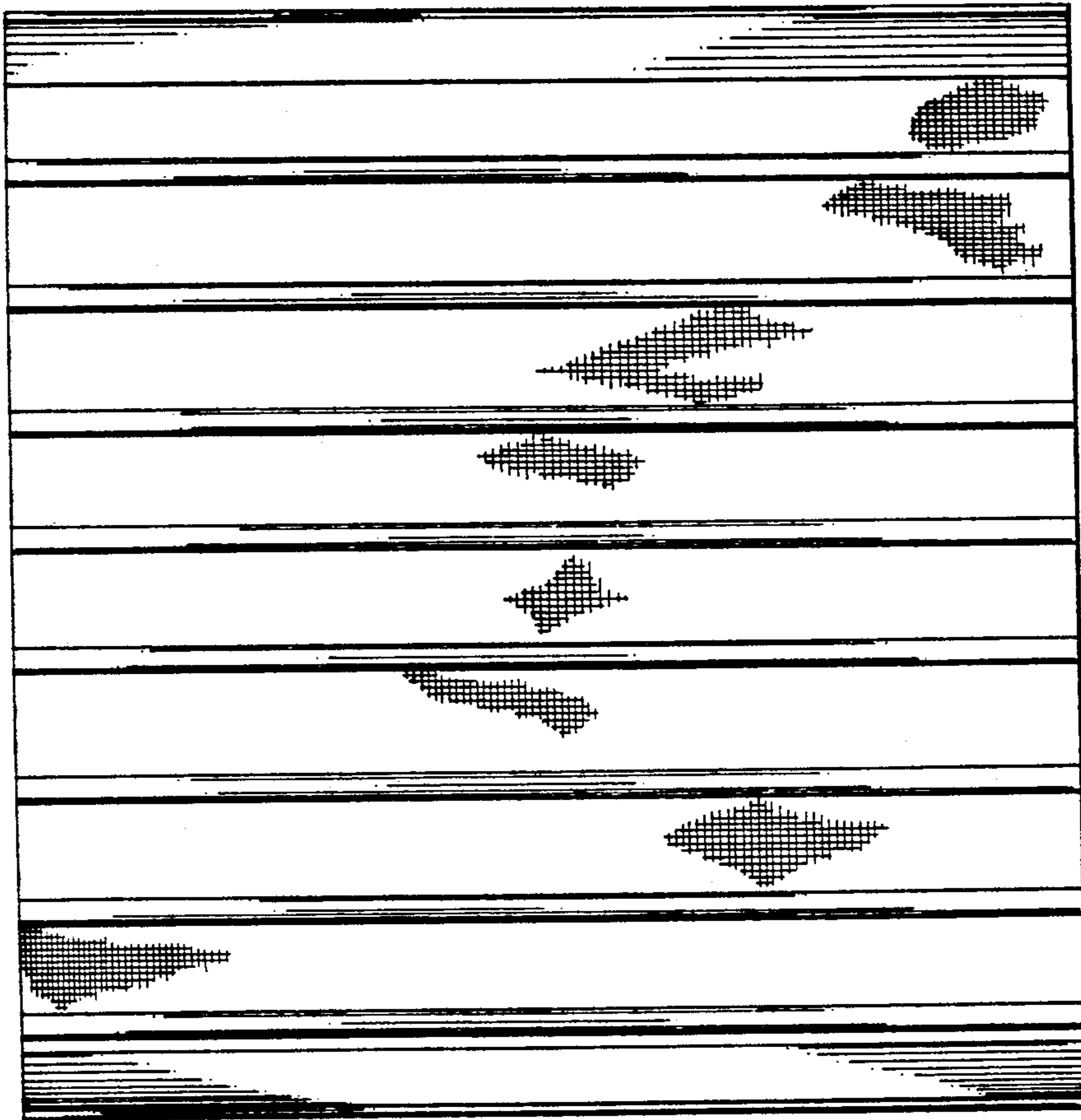


FIG. 2

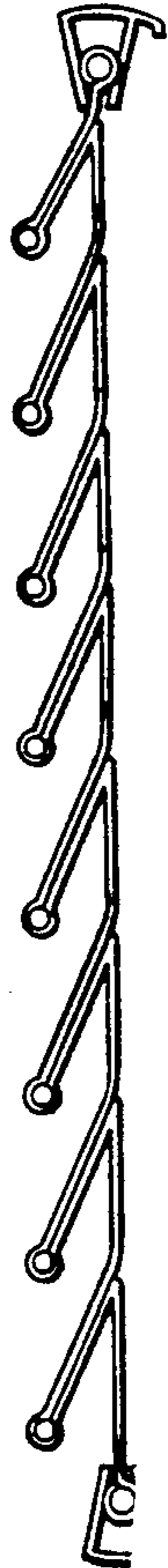


FIG. 5




FIG. 6

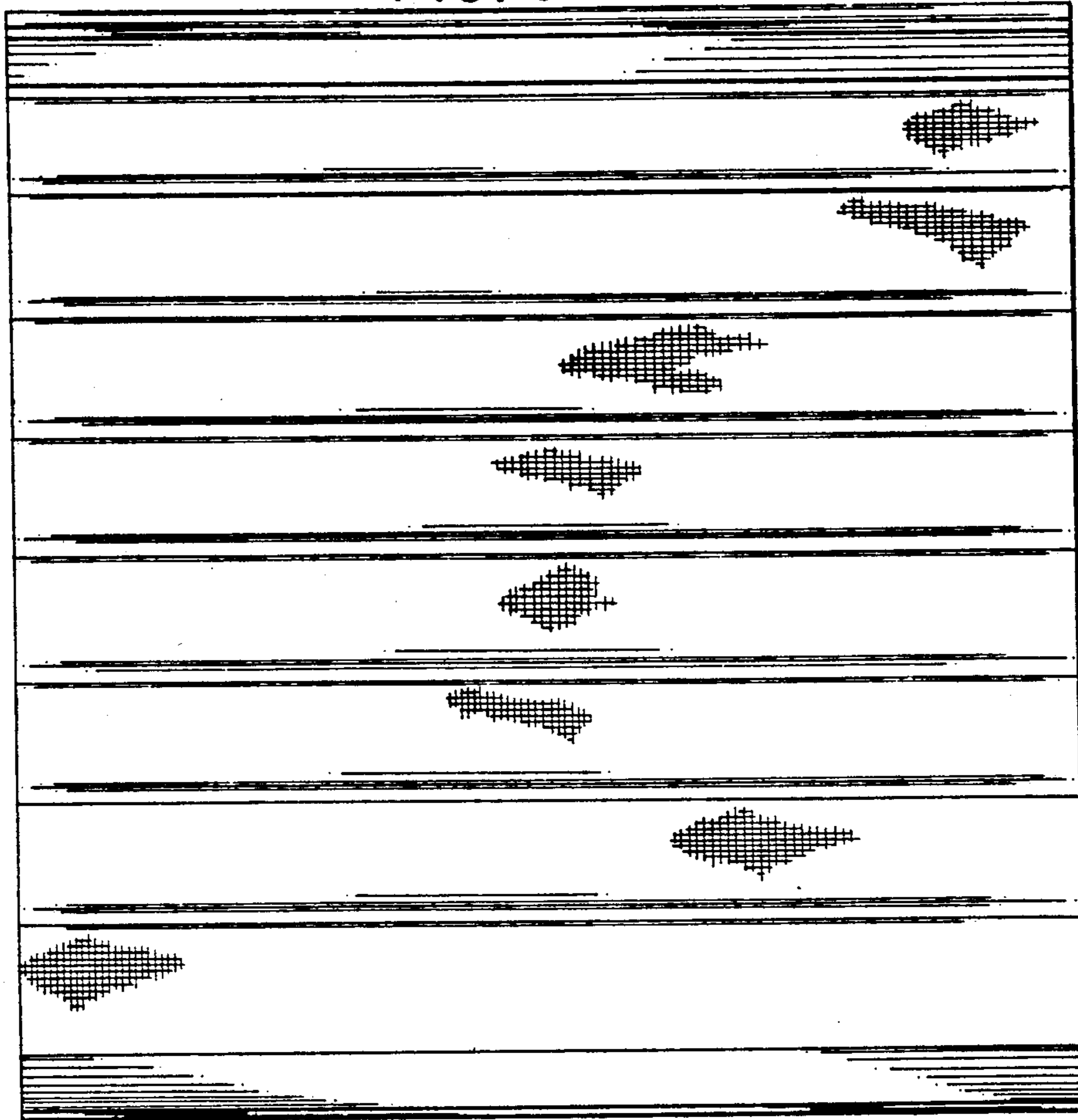


FIG. 7

