



US00D322878S

# United States Patent [19] Hatfield

[11] Patent Number: **Des. 322,878**

[45] Date of Patent: **\*\* Jan. 7, 1992**

[54] **SHOE UPPER**

[75] Inventor: **Tinker Hatfield, Portland, Oreg.**

[73] Assignees: **Nike, Inc.; Nike International Ltd.,  
both of Beaverton, Oreg.**

[\*\*] Term: **14 Years**

[21] Appl. No.: **618,826**

[22] Filed: **Nov. 27, 1990**

[52] U.S. Cl. .... **D2/314; D2/309**

[58] Field of Search ..... **D2/264, 265, 268, 269,  
D2/308-314; 36/45, 83-92, 99-107, 112-116,  
132, 136**

[56] **References Cited**

**U.S. PATENT DOCUMENTS**

- D. 86,958 5/1932 Hakim .
- D. 223,329 4/1972 Oshima ..... D2/310
- D. 281,115 10/1985 Campbell et al. .... D2/309
- D. 283,364 4/1986 Gamm ..... D2/309
- D. 291,143 8/1987 Selbiger et al. .
- D. 291,383 8/1987 Campbell et al. .... D2/309
- D. 291,501 8/1987 Tong .
- D. 294,192 2/1988 Igoe ..... D2/309
- D. 294,654 3/1988 Liggett et al. .
- D. 295,916 5/1988 Selbiger .
- D. 296,262 6/1988 Brown et al. .
- D. 297,281 8/1988 Lussier .
- D. 298,283 11/1988 Swett et al. .
- D. 299,582 1/1989 McCrea et al. .
- D. 301,081 5/1989 Quan et al. .

- D. 301,935 7/1989 Jonah .
- D. 302,898 8/1989 Greenberg .
- D. 304,389 11/1989 Miller .
- D. 307,210 4/1990 Hatfield ..... D2/314
- D. 307,508 5/1990 Miller et al. .... D2/314
- D. 316,624 5/1991 Hatfield et al. .... D2/314
- 33,396 10/1861 Mansfield .
- 153,829 8/1874 Hussey .
- 1,699,472 1/1929 Lundy ..... 36/114\*
- 4,559,722 12/1985 Norton ..... 36/89
- 4,663,865 5/1987 Telecemain ..... 36/114

**OTHER PUBLICATIONS**

American Shoemaking, Oct. 21, 1953, p. 23 1990 Spring Nike Catalog, pp. 40 and 44 (published 6/89).

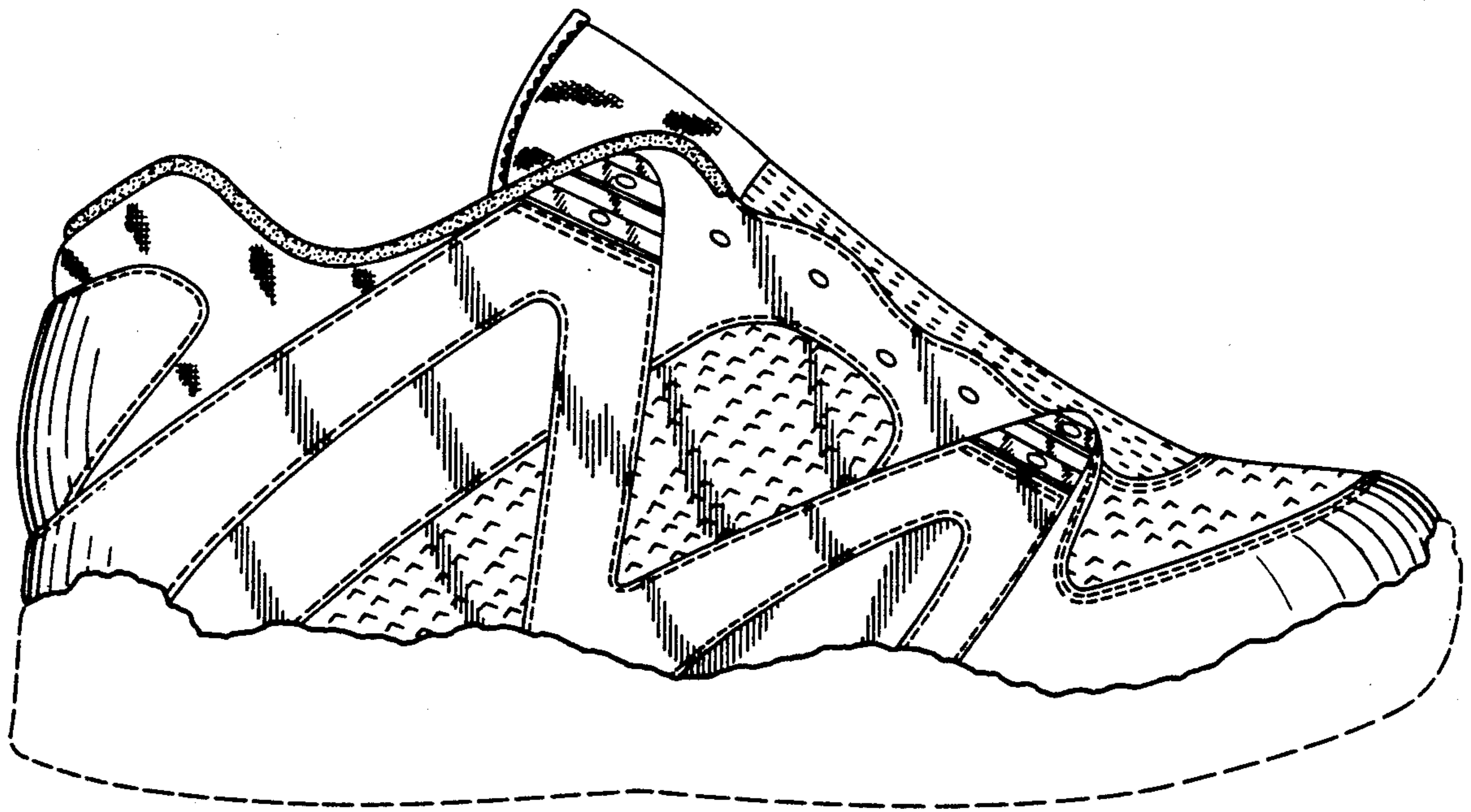
*Primary Examiner*—Louis S. Zarfaz  
*Attorney, Agent, or Firm*—Banner, Birch, McKie & Beckett

[57] **CLAIM**

The ornamental design for a shoe upper, as shown and described.

**DESCRIPTION**

FIG. 1 is a side elevational view of one side of a shoe upper showing my new design;  
 FIG. 2 is a side elevational view of the other of the shoe upper shown in FIG. 1;  
 FIG. 3 is a front elevational view of the shoe upper shown in FIG 1;  
 FIG. 4 is a rear elevational view of the shoe upper shown in FIG 1; and  
 FIG. 5 is a top plan view of the shoe upper shown in FIG. 1;  
 The broken line showing of a shoe sole is for illustrative purposes only and forms no part of the claimed design.



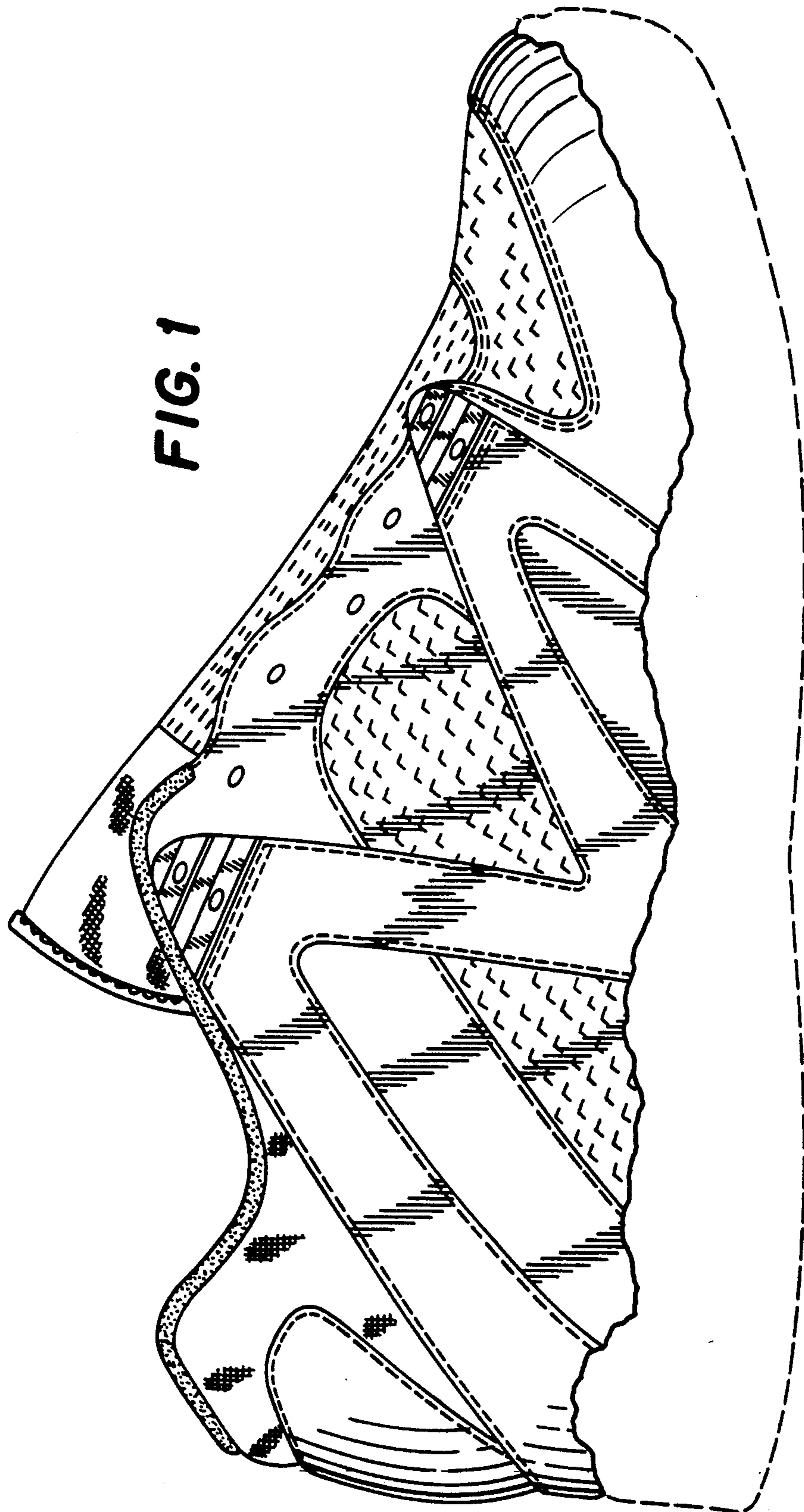


FIG. 1

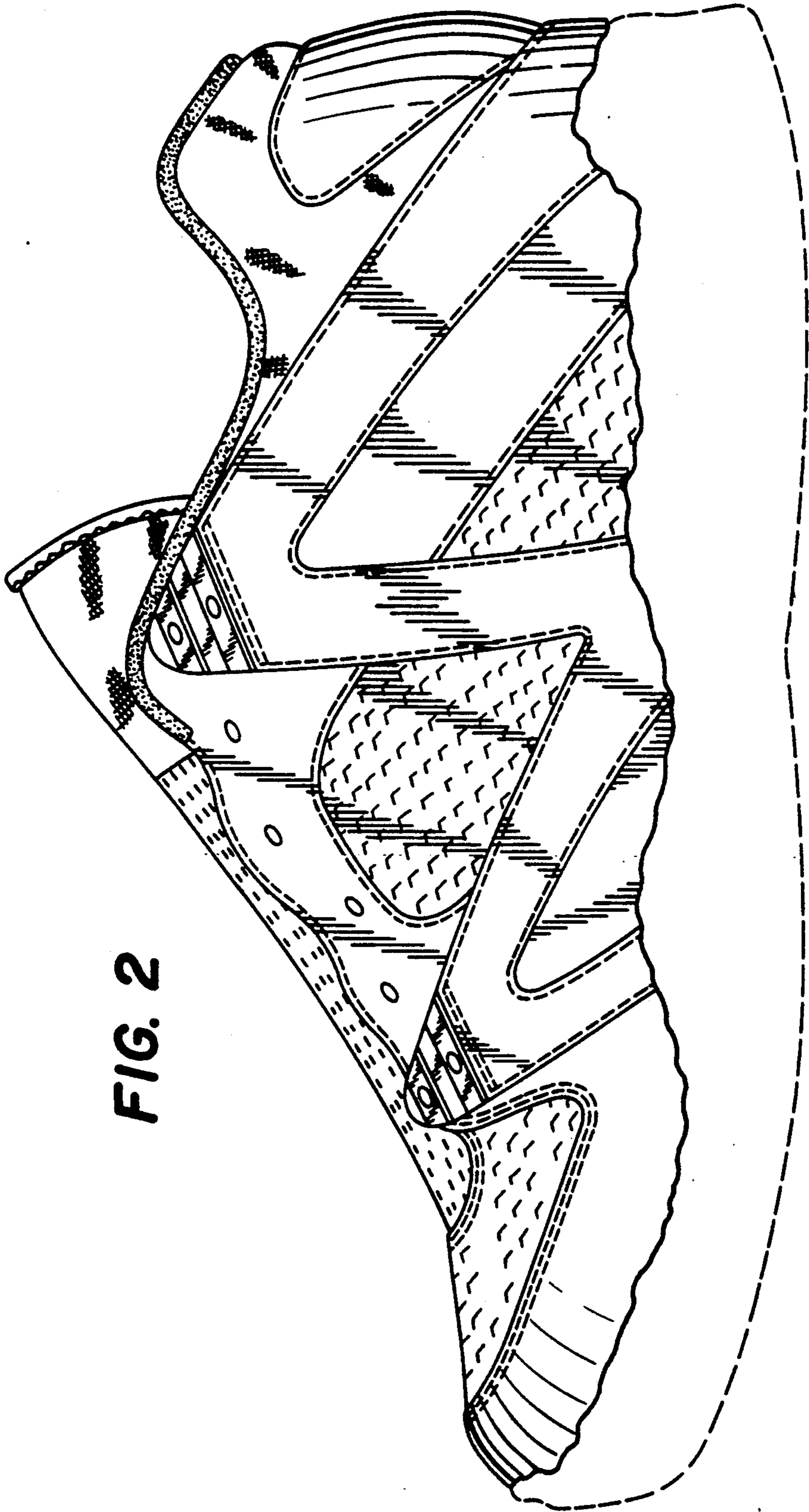
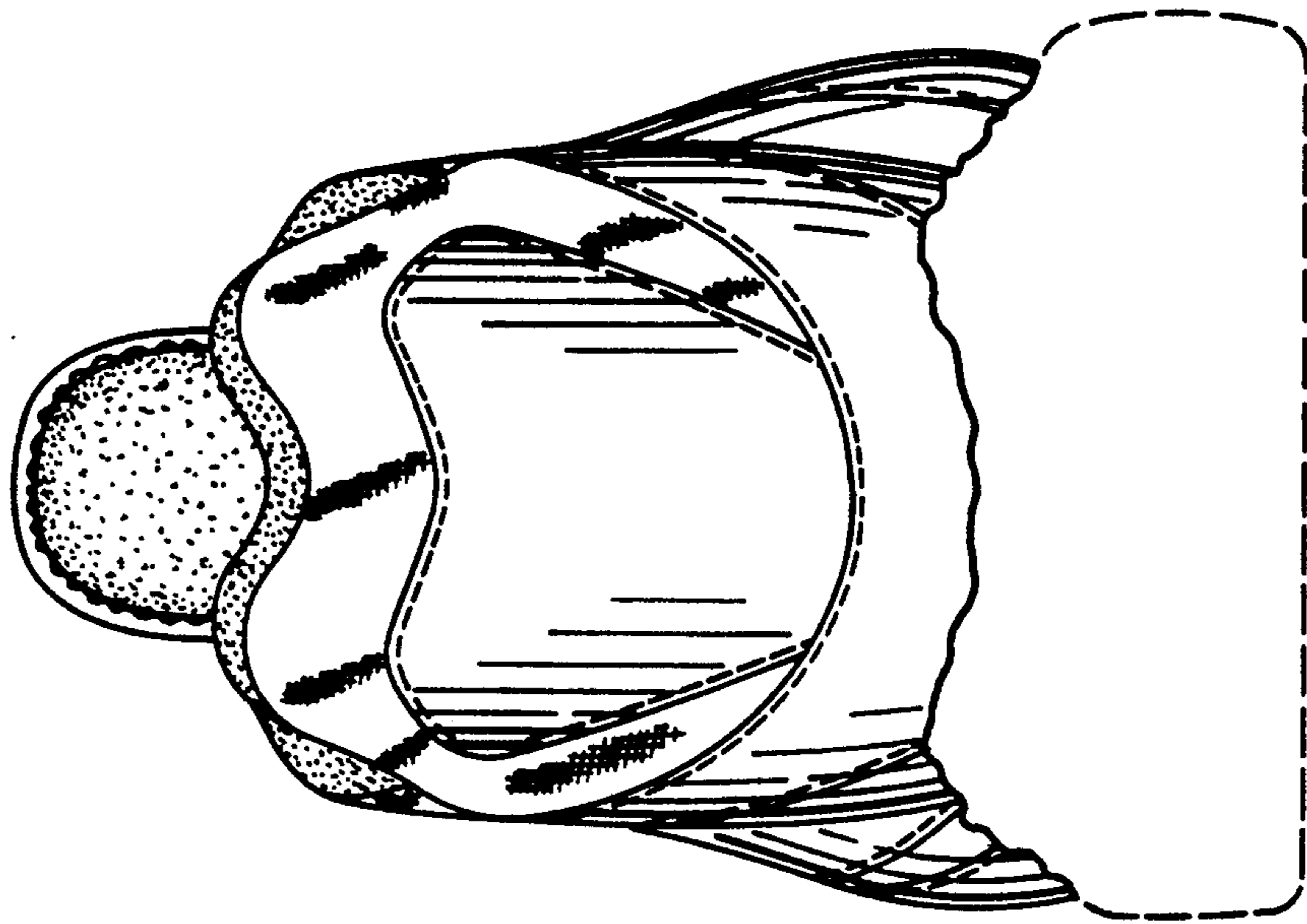


FIG. 2

**FIG. 4**



**FIG. 3**

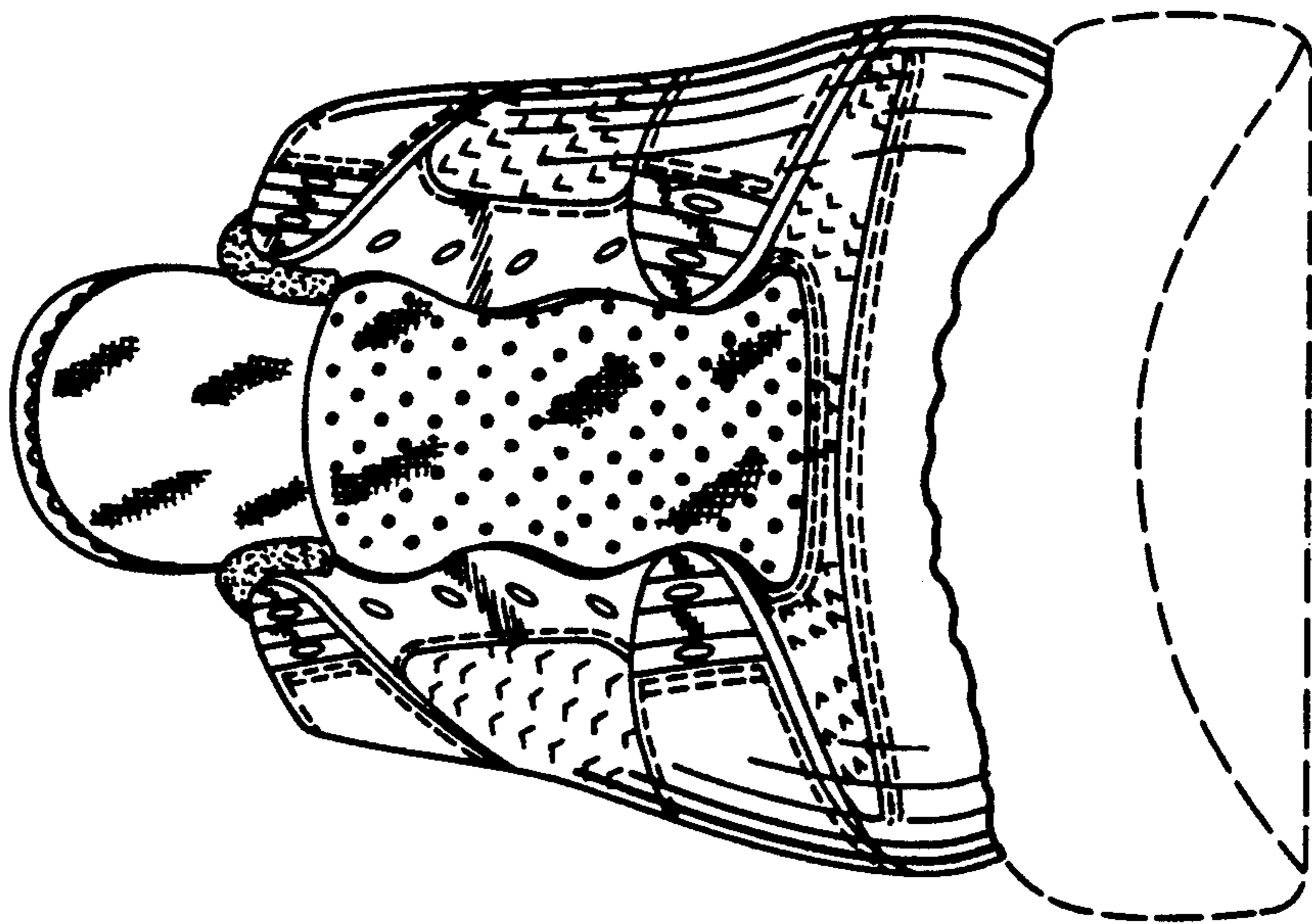


FIG. 5

