

[54] **WATER STREAM COALESCER FOR ATTACHMENT TO A WATER FAUCET**

[76] **Inventor: Keith F. Woodruff, 1485 Force Dr., Mountainside, N.J. 07092**

[**] **Term: 14 Years**

[21] **Appl. No.: 283,760**

[22] **Filed: Dec. 12, 1988**

[52] **U.S. Cl. D23/213**

[58] **Field of Search D23/213, 207, 229; 239/428.5, 590.3; 210/449**

[56] **References Cited**

U.S. PATENT DOCUMENTS

D. 195,324	5/1963	Gloor	D23/213
D. 235,772	7/1975	Saporito	D23/213
632,870	9/1899	Holland	210/449
1,595,943	8/1926	Johnson	210/449
2,103,425	12/1937	Lehman	210/449
2,998,925	9/1961	Aghnides	239/428.5
3,276,697	10/1966	Aghnides	239/428.5
3,363,841	1/1968	Aghnides	239/428.5

3,537,651	11/1970	Classen	239/428.5
3,664,589	5/1972	Jatho et al.	239/428.5
4,403,739	9/1983	Knapp et al.	239/428.5

Primary Examiner—Wallace R. Burke
Assistant Examiner—H. Baynham
Attorney, Agent, or Firm—Michael J. Mazza; Charles J. Fickey

[57] **CLAIM**

The ornamental design for a water stream coalescer for attachment to a water faucet, as shown and described.

DESCRIPTION

FIG. 1 is a bottom plan view of a water stream coalescer for attachment to a water faucet showing my new design.


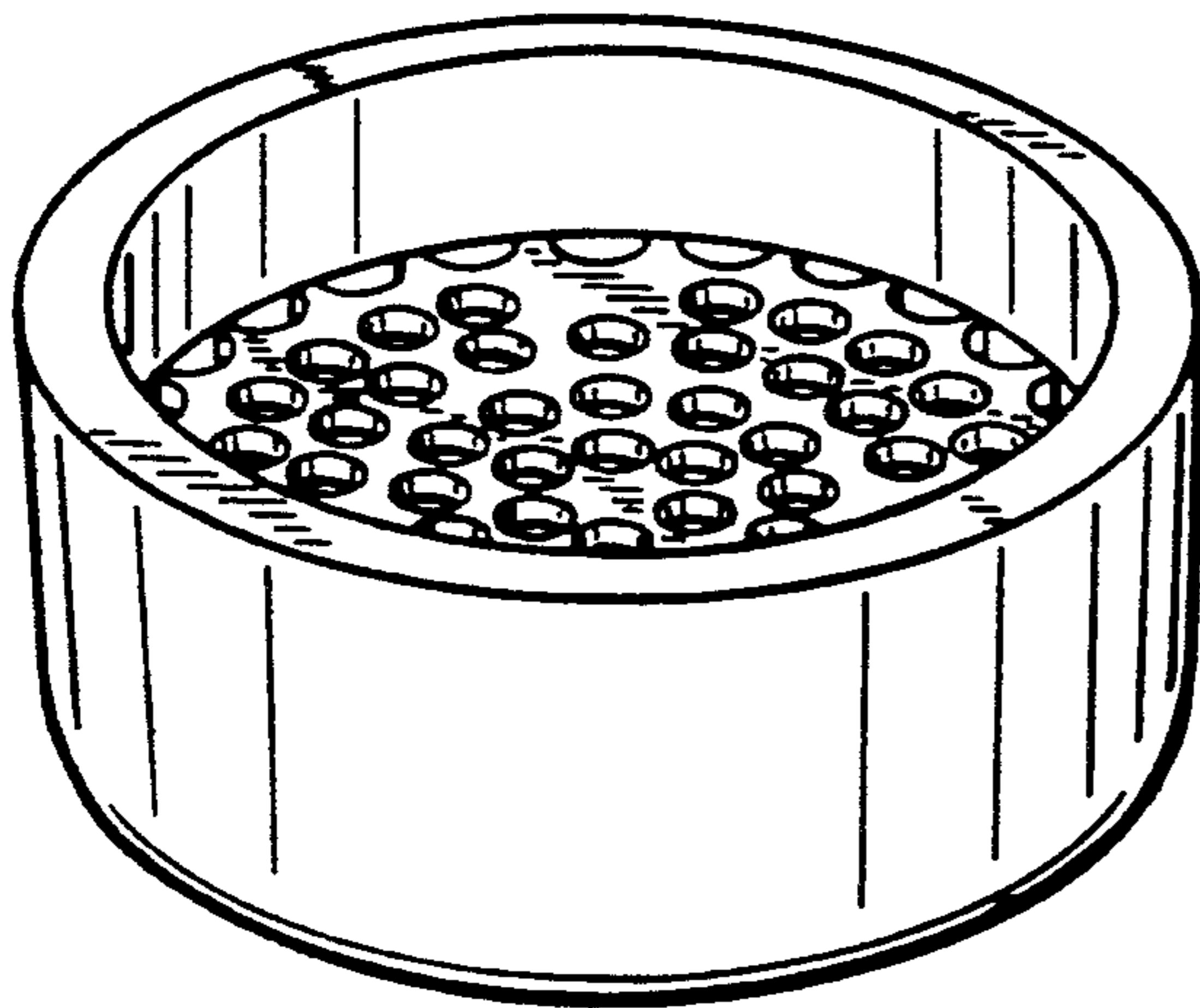
FIG. 2 is a top plan view thereof with the remaining elevational views being a mirror image thereof.

FIG. 3 is a view in elevation thereof,

FIG. 4 is a top perspective view thereof; and

FIG. 5 is a bottom perspective view thereof.

The broken lines in the disclosure of FIG. 3 showing a faucet spout end portion are for illustrative purposes only and forms no part of the claimed design.



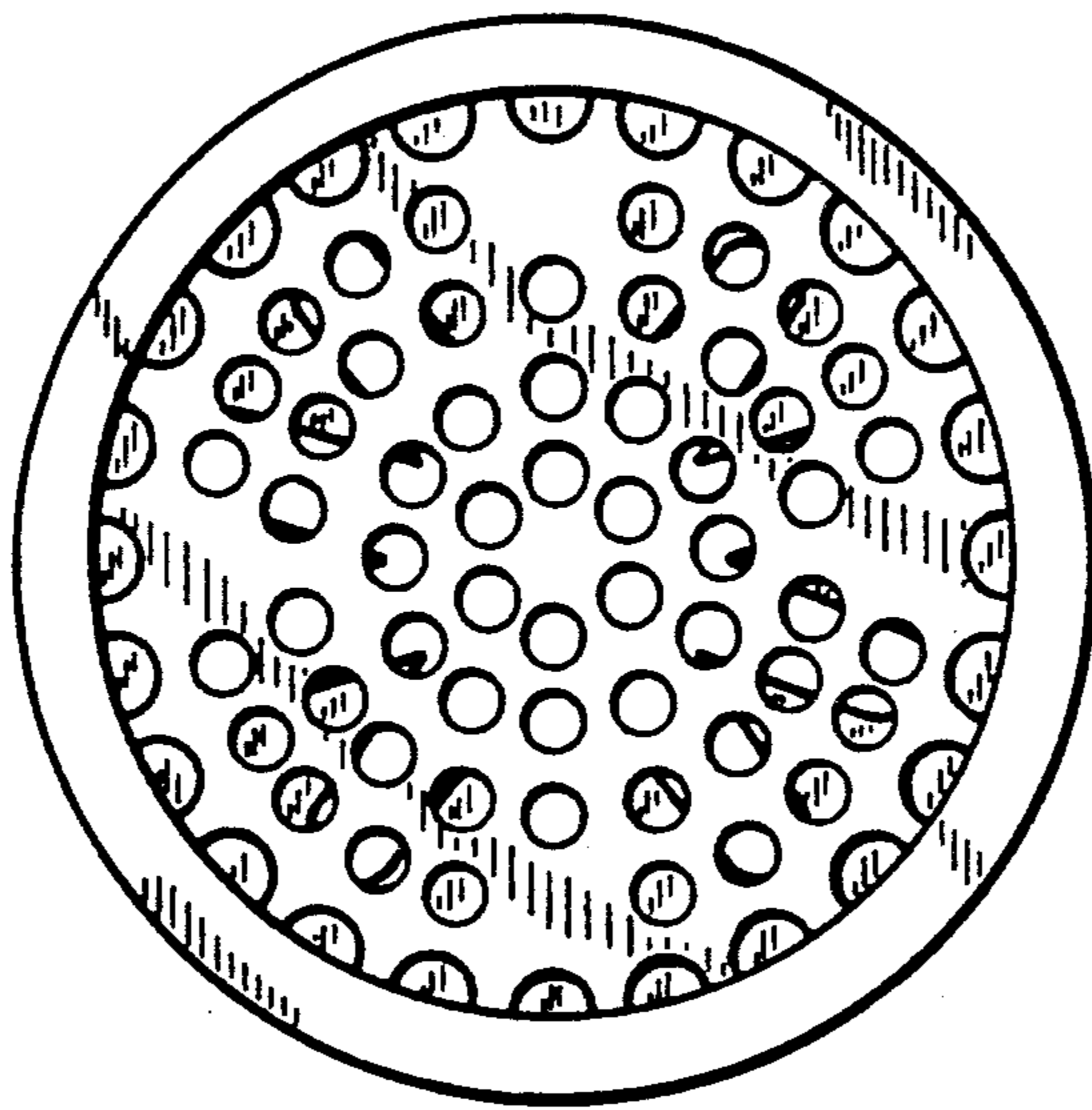


FIG. 1

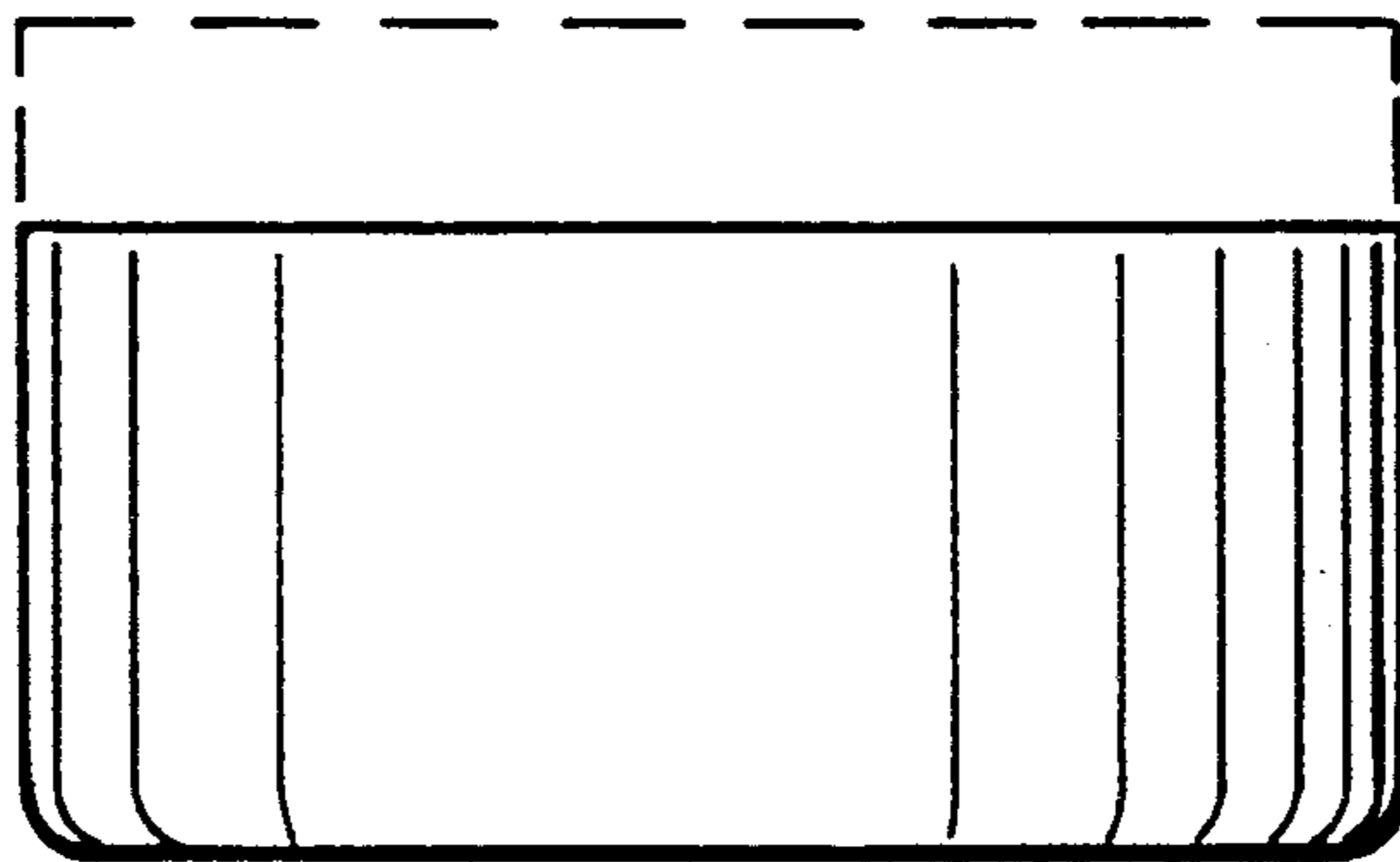


FIG. 3




FIG. 2

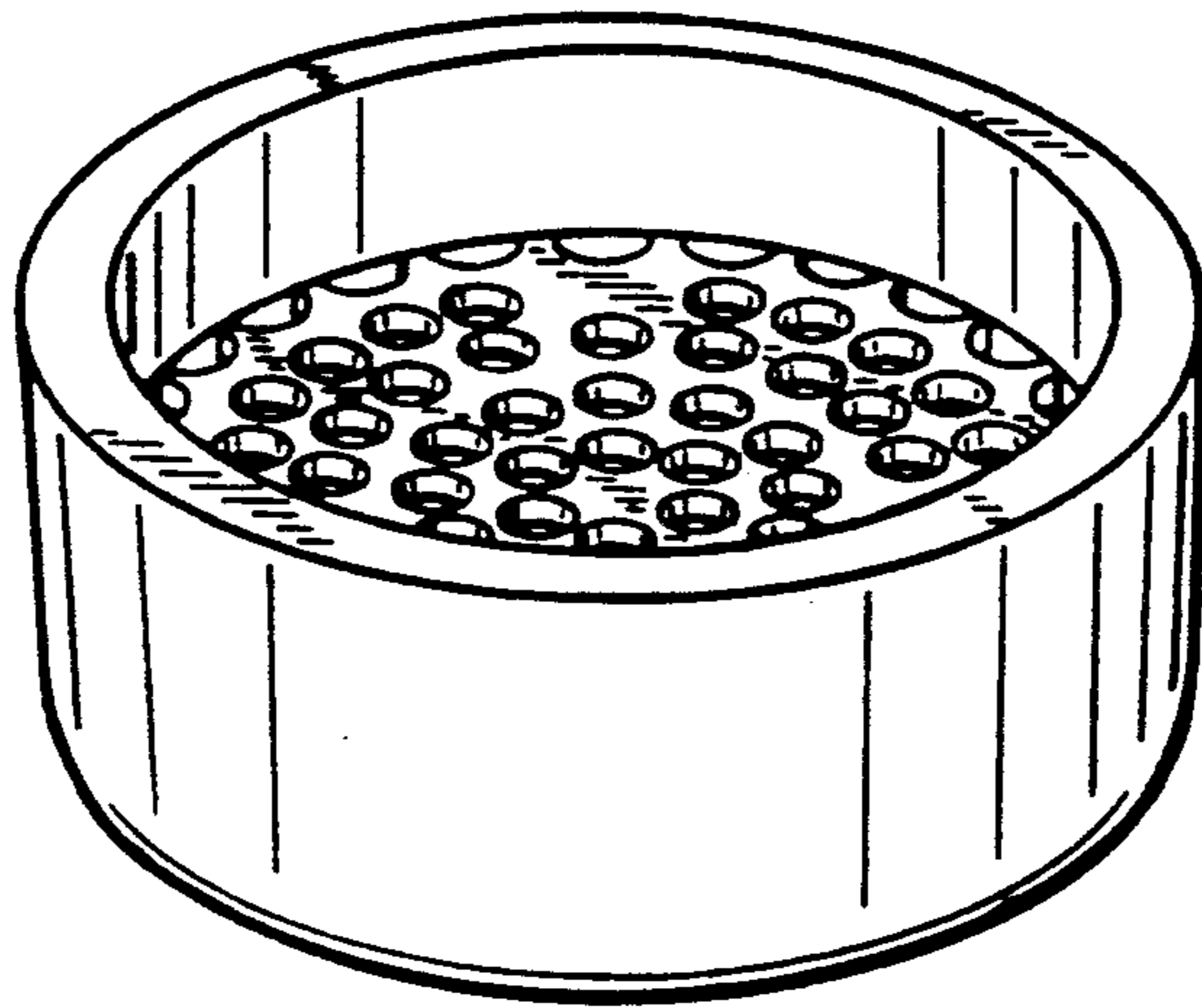


FIG. 4




FIG. 5