

[54] FUNCTION SELECTOR FOR A COMPUTER PRINTER

[75] Inventors: Akio Takeda; Satoru Matsumoto; Ajiro Gohara; Takahiro Miyakoshi, all of Tokyo, Japan

[73] Assignee: Seikosha Co., Ltd., Tokyo, Japan

[**] Term: 14 Years

[21] Appl. No.: 311,678

[22] Filed: Feb. 15, 1989

[30] Foreign Application Priority Data

Sep. 2, 1988 [JP] Japan 63-34797

[52] U.S. Cl. D18/56

[58] Field of Search D14/100, 114; D18/7, D18/13, 1, 22, 41; 200/380-317, DIG. 47; 340/706, 711, 712, 716, 720; 341/23; 400/76, 83, 485, 486; 355/308

[56] References Cited

U.S. PATENT DOCUMENTS

D. 276,440 11/1984 Matsuzaka et al. D18/41

D. 294,501	3/1988	Fricke et al.	D18/41
4,124,879	1/1978	Schoemer	200/317 X
4,367,526	1/1983	McGeary et al.	D18/7 X
4,377,049	3/1983	Simon et al.	200/309 X
4,564,302	1/1986	Hatazawa	400/76
4,615,629	10/1986	Power	400/486
4,836,699	6/1989	Babsch et al.	341/23 X
4,846,597	7/1989	Bryant et al.	400/83 X
4,899,140	2/1990	Ito et al.	355/308 X

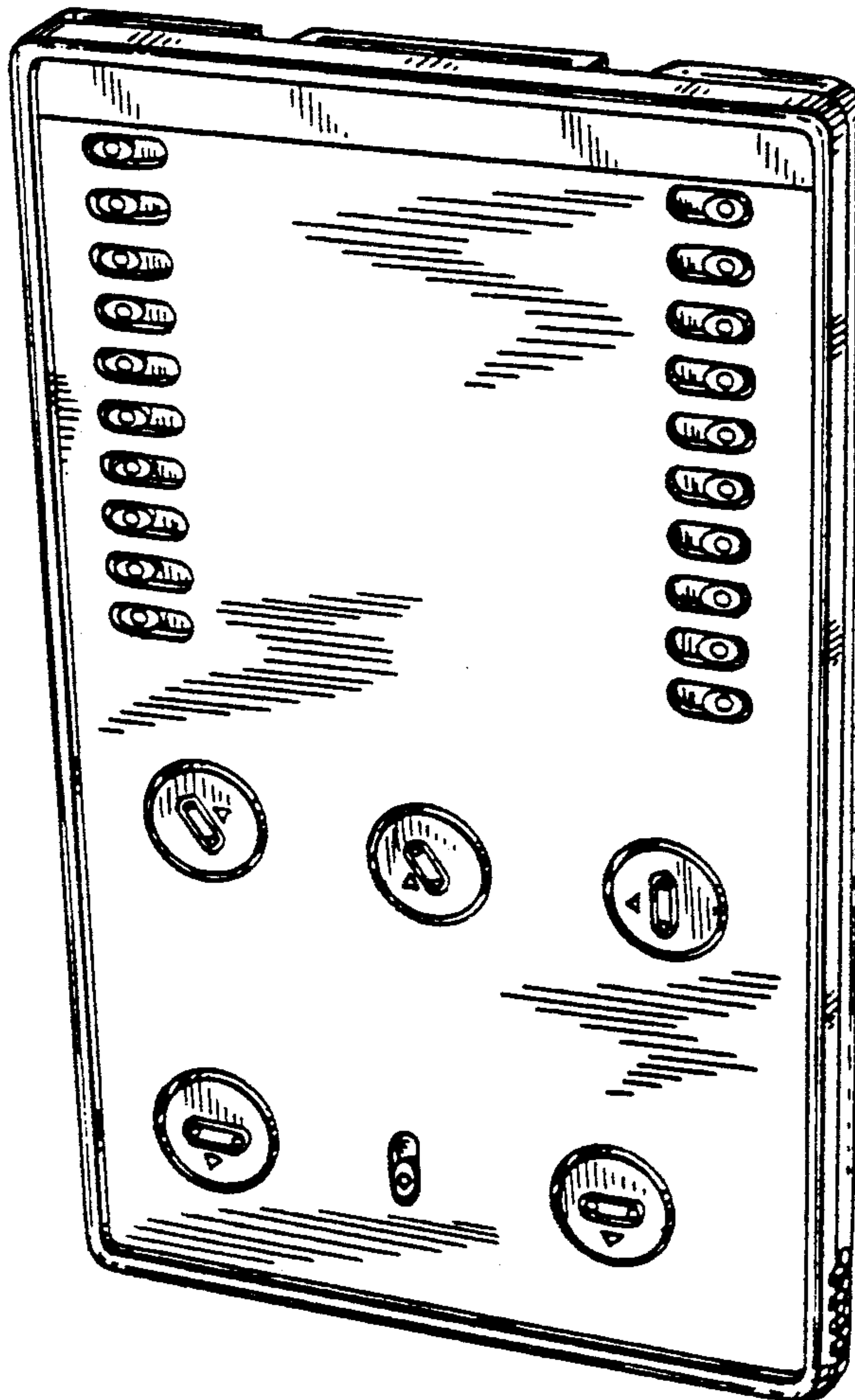
Primary Examiner—Susan J. Lucas
Assistant Examiner—Freda S. Nunn
Attorney, Agent, or Firm—Jordan and Hamburg

[57] CLAIM

The ornamental design for a function selector for a computer printer, as shown.

DESCRIPTION

FIG. 1 is a front elevational view of a function selector for a computer printer showing our new design; FIG. 2 is a left side elevational view thereof; FIG. 3 is a right side elevational view thereof; FIG. 4 is a top plan view thereof; FIG. 5 is a bottom plan view thereof; FIG. 6 is a rear elevational view; and FIG. 7 is a right front perspective view thereof.



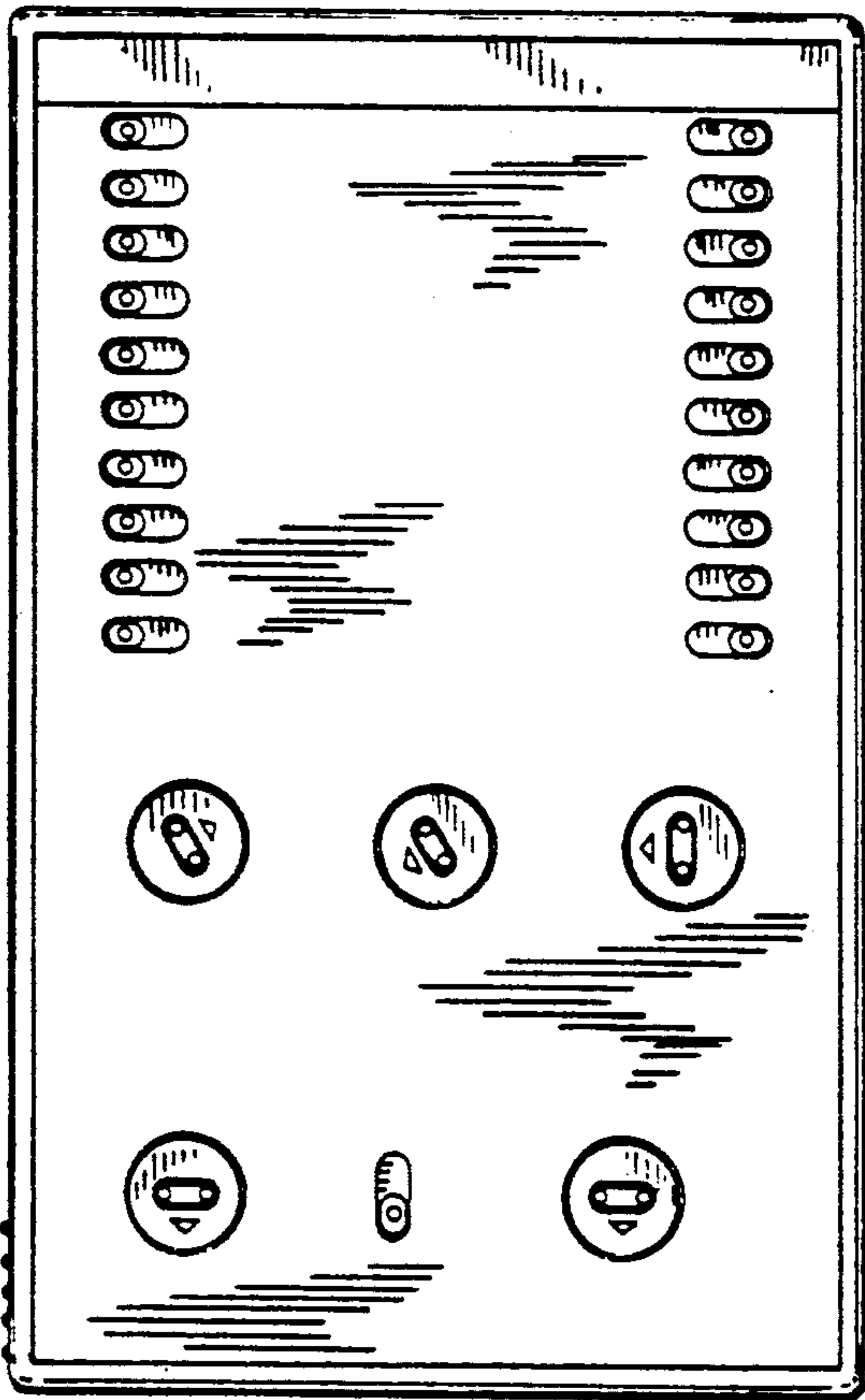


FIG. 1



FIG. 2 FIG. 3




FIG. 6

FIG. 4




FIG. 5




FIG. 7

